



### LUMINAIRE SPECIFICATIONS

|                           |   |
|---------------------------|---|
| • Power                   | 40W<br>80W<br>120W<br>160W                |
| • Fitting Material        | Cold Roll Steel                           |
| • Fitting Color           | White, Akzo Nobel RAL9016                 |
| • Optical Cover           | Anti Glare Frosted Polycarbonate Diffuser |
| • Heat Sink               | Extruded Aluminium                        |
| • Ingress Protection      | IP20                                      |
| • Impact Protection       | IK08                                      |
| • Voltage                 | 220 ~ 240 Vac 50 / 60Hz                   |
| • Electrical Safety Class | Class I                                   |
| • Operating Temperature   | -30 ~ +45°C                               |
| • Installation            | Surface Mounting                          |
| • Surge Protections       | 10KV, 20KA                                |

### OPTIONAL FEATURES (UPON REQUEST)

|          |               |
|----------|---------------|
| • Driver | 1-10V Dimming |
|----------|---------------|

### LED MODULE SPECIFICATIONS

|                               |   |
|-------------------------------|---|
| • Color Temperature           | 3000K Warm White<br>4000K Neutral White<br>5000K Cool White |
| • Color Rendering Index (CRI) | >70   |
| • L70                         | 100,000 Hrs @ 25°C  |
| • PCB Material                | Ceramic (Alumina Substrate)                                 |
| • PCB Trace                   | Silver Conductor (Ag)                                       |
| • SMD Connector               | WAGO 2060 Series  |

### COMPLIANCE STANDARD

|             |   |
|-------------|---|
| • LED       | LM80, UL, RoHS  |
| • Driver    | CE, EN62493, EN61347, EN50581, EN55015, EN61000, EN61547, EN62384             |
| • Luminaire | EN60598-1, EN60598-2-1, EN62493, EN55015, EN61547, EN61000, EN62471, CISPR 15 |



### APPLICATION

- Petrol Kiosks, Toll Plazas, Canopy Lightings, Multipurpose Halls, Warehouses, Gymnasiums & Exhibition Halls

### MEASUREMENT & ORDER CODE

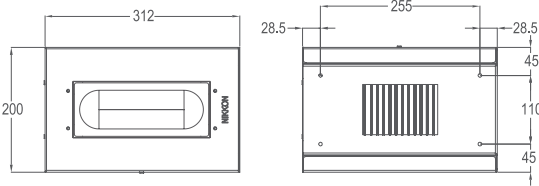
| WATTAGE | ORDER CODE  | NO. OF LEDS | TYPICAL LUMINOUS FLUX | TYPICAL WATTAGE | CARTON DIMENSION (L x W x H) mm | NETT WEIGHT |
|---------|-------------|-------------|-----------------------|-----------------|---------------------------------|-------------|
| 40W     | K03107 40W  | 18          | 5200                  | 42              | 340 x 230 x 193                 | 4.2 kg      |
| 80W     | K03107 80W  | 36          | 9430                  | 85              | 360 x 275 x 193                 | 5.0 kg      |
| 120W    | K03107 120W | 54          | 13920                 | 123             | 405 x 350 x 193                 | 7.0 kg      |
| 160W    | K03107 160W | 72          | 19210                 | 169             | 490 x 350 x 193                 | 9.4 kg      |

\* Please indicate LED color temperature when ordering.  
\* All result tested base on 5000K CCT LEDs.

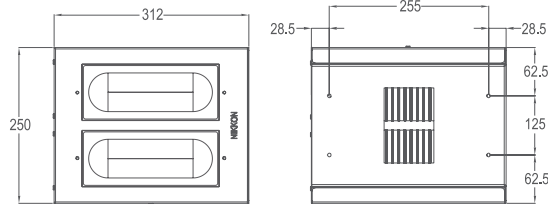


### DIMENSION

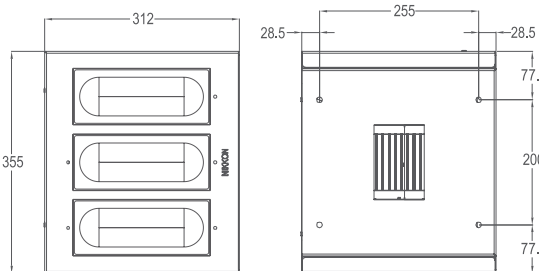
K03107 40W



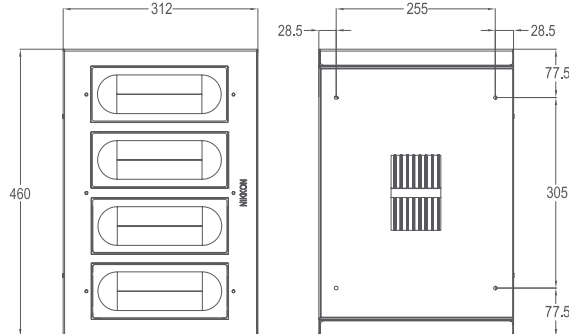
K03107 80W



K03107 120W

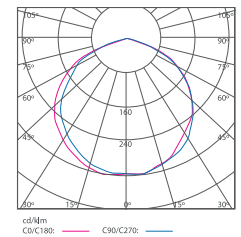


K03107 160W

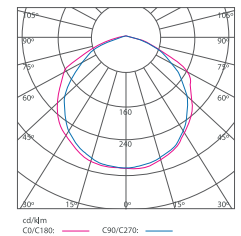


### PHOTOMETRIC

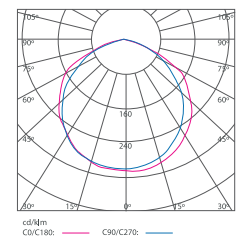
K03107 40W



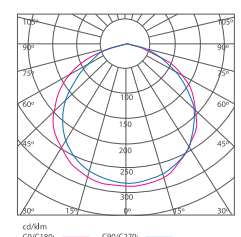
K03107 80W



K03107 120W



K03107 160W



Note: All specifications are subject to change without prior notice for product improvement. Images, pictures, and illustrations used are for illustrative purposes only and the color printed may differ from the actual product.