


# S2030



220 - 240V 50 / 60Hz E40



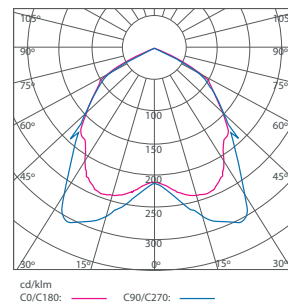
## features

- housing**
  - high pressure aluminium die-cast housing with AKzo Nobel Interpon outdoor epoxy powder coating
- reflector**
  - high purity anodized hammered aluminium reflector
- glass**
  - thermal resistant tempered glass
- mounting bracket**
  - steel mounting bracket coated with epoxy powder
- colour of housing**
  - black

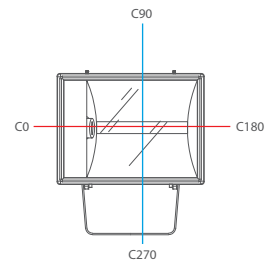
## technical data

- ingress protection • IP65
- voltage • 220 - 240 Vac 50 / 60Hz
- lamp wattage • 250W - 400W
- lamp holder • E40
- maximum weight • 10.0 kg

## photometric curve

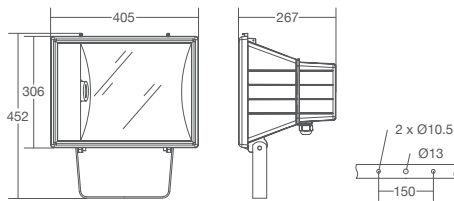


S2030 - Wide beam




note : photometric result tested based on 32000lm MH 400W clear tube

## dimension



## key for standard order coding



## order code

model	lamp type	lamp holder	carton dimension (L x W x H) mm	order code
S2030 MH 250W (2.1A)	tubular	E40	410 x 340 x 300	S2030 - M0250
S2030 MH 400W	tubular	E40	410 x 340 x 300	S2030 - M0400
S2030 HPS 250W	tubular	E40	410 x 340 x 300	S2030 - S0250
S2030 HPS 400W	tubular	E40	410 x 340 x 300	S2030 - S0400
S2030 HPMV 250W	bulb	E40	410 x 340 x 300	S2030 - H0250
S2030 HPMV 400W	bulb	E40	410 x 340 x 300	S2030 - H0400

note : Due to rapid change and continuous improvement in technology, all specifications are subject to change without prior notice to improve reliability, function or design in order to supply the best product possible.