



LED EcoMax1 T5 Batten


### Features

- Plastic unibody design with integrated connector
- Broad range of lengths and color temperatures
- Energy efficient

### Benefits

- Easy, accessory free installation
- Easily retrofit conventional fixtures with LED
- Up to 50% energy savings compared to conventional T5 batten

### Application



### Specification


Product Description	Power (W)	Power Factor	Lumen (lm)	Efficacy (lm/W)	CRI	CCT (K)	Life Time (hrs)
LED E1 T5 batten 310mm 3.5W A	3.5	0.5	300	86	75	3000	20000
LED E1 T5 batten 310mm 3.5W A	3.5	0.5	300	86	75	4000	20000
LED E1 T5 batten 310mm 3.5W A	3.5	0.5	300	86	75	5700	20000
LED E1 T5 batten 570mm 7W A	7	0.5	600	86	75	3000	20000
LED E1 T5 batten 570mm 7W A	7	0.5	600	86	75	4000	20000
LED E1 T5 batten 570mm 7W A	7	0.5	600	86	75	5700	20000
LED E1 T5 batten 870mm 10.5W A	10.5	0.5	900	86	75	3000	20000
LED E1 T5 batten 870mm 10.5W A	10.5	0.5	900	86	75	4000	20000
LED E1 T5 batten 870mm 10.5W A	10.5	0.5	900	86	75	5700	20000
LED E1 T5 batten 1170mm 14W A	14	0.5	1200	86	75	3000	20000
LED E1 T5 batten 1170mm 14W A	14	0.5	1200	86	75	4000	20000
LED E1 T5 batten 1170mm 14W A	14	0.5	1200	86	75	5700	20000

Application Conditions	
IP	20
Operating Temperature	-10-40°C
Application Temperature	25°C
Storage Environment	-25-50°C

Mechanical Properties	
Optical Material	PC
Housing Material	PC
Finishing Colour	White

Electrical Supply	
Frequency (Hz)	50/60
Voltage (V)	220-240
AC / DC	AC

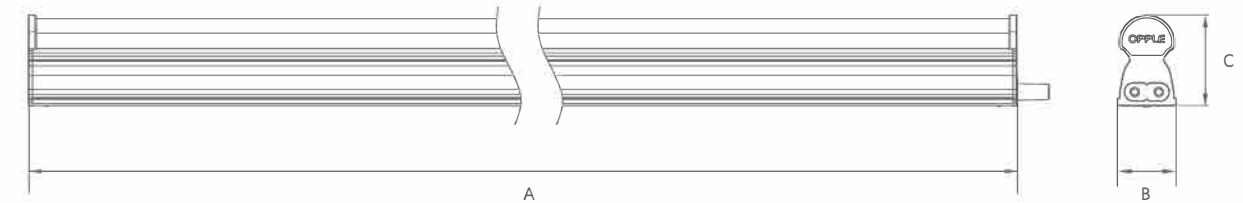
CE CB



### Packaging Information

Product Description	Single Box(1pc/box)		Outer box		
	Dimensions(mm) (LxWxH)	Gross Weight (kg)	Dimensions(mm) (LxWxH)	Gross Weight (kg)	BOX QTY (pcs/unit)
LED E1 T5 batten 310mm 3.5W A	415x37x26	0.15	485x200x180	4.38	30
LED E1 T5 batten 570mm 7W A	675x37x26	0.19	745x200x180	5.82	30
LED E1 T5 batten 870mm 10.5W A	975x37x26	0.26	1045x200x180	7.71	30
LED E1 T5 batten 1170mm 14W A	1275x37x26	0.32	1345x200x180	9.48	30
Leader Cable			185x105x105	0.60	30
Jumper Cable(two pin to two pin)			185x105x105	0.60	30

### Dimensional Drawing



	3.5W	7W	10.5W	14W
A (mm)	310	570	870	1170
B (mm)	22	22	22	22
C (mm)	32.6	32.6	32.6	32.6

### Accessory Information



Leader Cable



Jumper Cable (two pin to two pin)