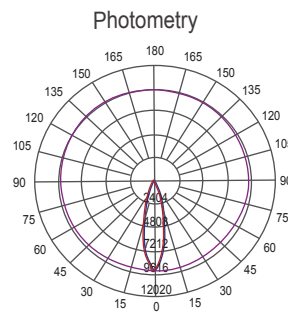
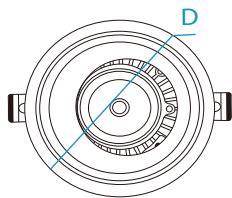



LED Downlight - HD Series

HD series LED Downlights are an energy efficient adjustable downlights. The series comes with not only high system efficacy, but aesthetically pleasing as well. Perfect for basic directional spotlight applications in the retail sector.



AC Input: 220 ~ 240 Vac
Power Factor: >0.9
Forward Current: 300mA
Beam Angle: 36°
Luminous Efficacy: >100lm/W
Operating Temperature: -20°C ~ +40°C
Storage Temperature: -20°C ~ +80°C
LEDs: Citizen (Japan) / equivalent
Fixture Material: Die Cast
Heatsink material: Aluminium
Luminaire Cover Material: Glass
Lifetime (typical): 50,000 hrs @ Ta 25°C



Application areas

- Showroom
- Offices
- Restaurants
- Hotels
- Retail Stores
- Shopping malls
- Residential

Details	Model	DL-HD2-F2	DL-HD3-F12	DL-HD4-F20	DL-HD5-F30
System Power		8W	12W	20W	30W
Initial Lumens		800lm	1200lm	2000lm	3000lm
Size (D)		90mm	110mm	140mm	165mm
Cut Out Diameter (D)		75mm	95mm	125mm	150mm

