

ORITZ LED TRACK LIGHT

Quality aluminum radiator, the optimum thermal path, reducing chip operating temperatures
Stylish, flexible architecture, rich lines for a variety of space



Adaptor Main



2 Line circuit

Adaptor optional



3 Line circuit



4 Line circuit

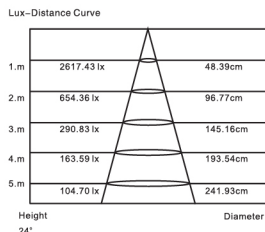
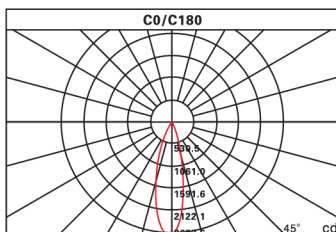
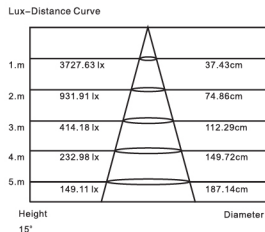
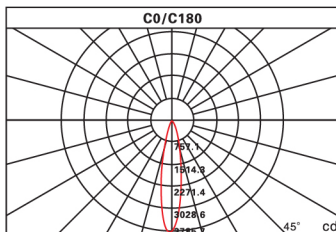
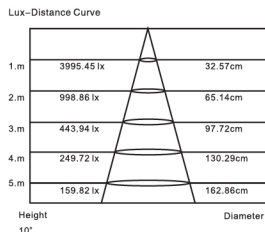
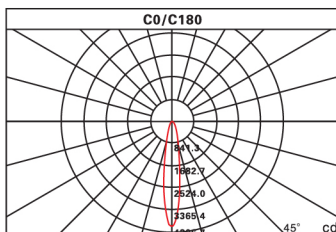


CRI
> 95Ra

AC
220-240V
50/60Hz



Photometric Diagram



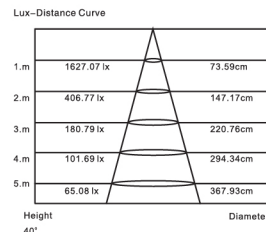
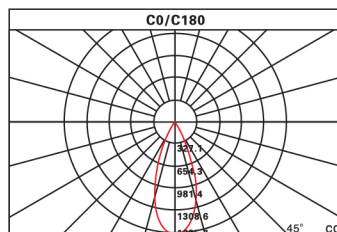
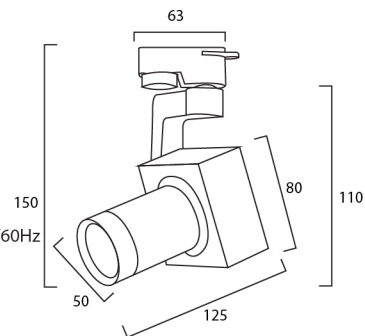
TR 218/15W

LED TRACK LIGHT

Technical Parameters

- > Power : 15W
- > CCT : 3000K / 4000K / 6000K
- > LED Chip : CREE
- > Power Factor : >0.9
- > Lifetime : 50000h
- > Beam Angle : 10° / 15° / 24° / 40°
- > CRI : >95Ra
- > Power Requirement : 220-240V 50/60Hz
- > Lumen : 1200-1400lm
- > Dimmable : No

BLACK WHITE



All contents are for reference only