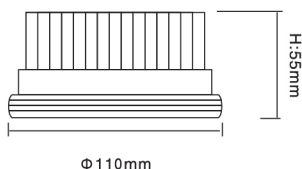


ORITZ LED AR 111

Quality aluminum radiator, the optimum thermal path, reducing chip operating temperatures
Stylish, flexible architecture, rich lines for a variety of space



	CRI > 80Ra	AC 220-240V 50/60Hz			

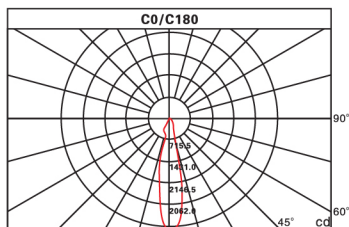
AR 111/15W

LED MODULE

Technical Parameters

- > Power : 15W
- > CCT : 3000K / 4000K / 6000K
- > LED Chip : CREE
- > Power Factor : >0.9
- > Lifetime : 50000h
- > Beam Angle : 15° / 24° / 40°
- > CRI : >80Ra
- > Power Requirement : 220-240V 50/60Hz
- > Lumen : 1200-1400lm
- > Dimmable : No

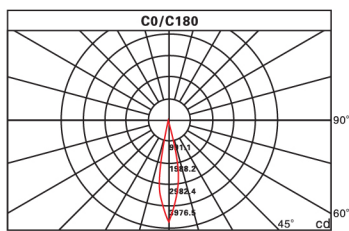
Photometric Diagram



Lux-Distance Curve

1.m	3573.19lx	38.15cm
2.m	893.30lx	76.30cm
3.m	397.02 lx	114.46cm
4.m	223.32 lx	152.61cm
5.m	142.93 lx	190.76cm

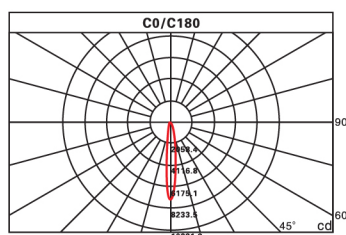
Height
Beam Angle:40°



Lux-Distance Curve

1.m	4569.38lx	32.75cm
2.m	1142.10lx	65.50cm
3.m	507.60 lx	98.25cm
4.m	285.52 lx	131.01cm
5.m	182.74 lx	163.76cm

Height
Beam Angle:24°



Lux-Distance Curve

1.m	7254.44 lx	20.49cm
2.m	1813.61 lx	40.98cm
3.m	808.05 lx	61.47cm
4.m	453.40 lx	81.97cm
5.m	290.18 lx	102.46cm

Height
Beam Angle:15°

All contents are for reference only