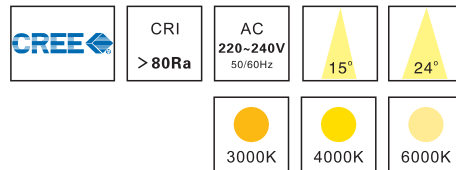
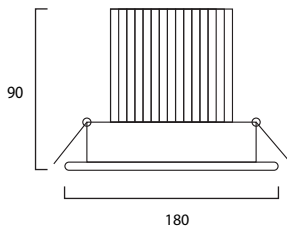


# ORITZ LED RECESSED DOWNLIGHT

Quality aluminum radiator, the optimum thermal path, reducing chip operating temperatures  
Stylish, flexible architecture, rich lines for a variety of space

**Ortiz**  
by **IMITOS**



## T 024/40W

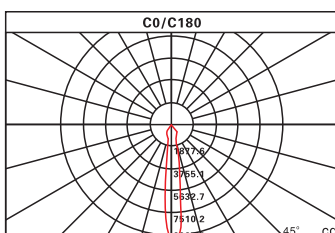
LED RECESSED DOWNLIGHT

**BLACK** **WHITE**

### Technical Parameters

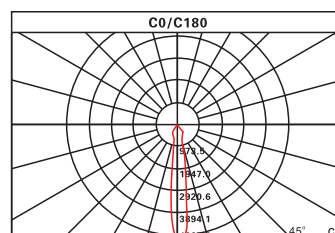
- > Power : 40W
- > CCT : 3000K / 4000K / 6000K
- > LED Chip : CREE
- > Power Factor : >0.9
- > Lifetime : 50000h
- > Beam Angle : 15°/ 24°
- > CRI : >80Ra
- > Power Requirement : 220-240V 50/60Hz
- > Lumen : 4000-4300lm
- > Dimmable : No

### Photometric Diagram



Lux-Distance Curve

Height	Beam Angle: 15°	Diameter
1.m	12950.3 lx	27.22cm
2.m	3493.3 lx	54.44cm
3.m	1647.06 lx	81.66cm
4.m	993.28 lx	108.88cm
5.m	671.64 lx	136.09cm



Lux-Distance Curve

Height	Beam Angle: 24°	Diameter
1.m	6710 lx	48.39cm
2.m	1810 lx	96.77cm
3.m	849 lx	145.16cm
4.m	512 lx	193.54cm
5.m	348 lx	241.93cm

\*All contents are for reference only\*