





## LED Module With Casing

<p><b>MODEL</b></p>	 <p style="text-align: center;"><b>LM 01</b></p>	 <p style="text-align: center;"><b>LM 02</b></p>
<p><b>CASING</b></p>	<p><b>Round Casing</b></p>  <p style="text-align: right;"> <b>SIZE</b>                  Ø 90mm   <b>CUT OUT</b>                  Ø 75mm             </p>	<p><b>Square Casing</b></p>  <p style="text-align: right;"> <b>SIZE</b>                  Ø 93mm   <b>CUT OUT</b>                  Ø 75mm             </p>
<p><b>POWER</b></p>	<p style="text-align: center;"><b>10W</b> <span style="margin-left: 200px;"><b>15W</b></span></p>	
<p><b>CCT</b></p>	<p style="text-align: center;"> <b>3000K (Warm White)</b>      <b>4000K (Cool White)</b>      <b>6000K (Daylight)</b> </p>	
<p><b>LUMEN</b></p>	<p style="text-align: center;"><b>800lm</b> <span style="margin-left: 200px;"><b>1300lm</b></span></p>	
<p><b>Power Factor</b></p>	<p style="text-align: center;"><b>&gt;0.95 PF</b></p>	
<p><b>Current Input</b></p>	<p style="text-align: center;"><b>220 - 240V 50/60Hz</b></p>	

**50000**

Hours



No Dimming

**Ra**  
**>80**

CRI

**0.95**

Power Factor

**3000K**  
**4000K**  
**6000K**

Kelvin

**24°**

Beam Angle

**Optional :**  
If dimming is required, you may  
replace a Dimmable Driver