


## ELEMENT 20/220-240/500 G3

ELEMENT G3 | Constant Current Compact – Non dimmable



### Product family features

- Fixed output (no dimming)
- Input voltage: 220 – 240 VAC
- Suitable for Class I/II luminaires
- Output current range 150-1050 mA
- Up to 30 000 h lifetime at  $t_{cmax} = 80\text{ °C}$
- Typ. Efficiency: from 82% to 90% depend on different wattage
- SELV
- Ambient temp range,  $t_a$ :  $-20\text{ °C}$  to  $+50\text{ °C}$

### Product family benefits

- Safety ensured by OSRAM (SELV)
- 3 years guarantee
- High quality of light with ripple current  $< 5\%$

### Areas of application

- Spot light and down light
- Panels
- Other Indoor LED luminaires

## Technical data

### Electrical data

|  |                           |
|--|---------------------------|
| Nominal input voltage                    | 220...240 V               |
| Mains frequency                          | 50/60 Hz                  |
| Input voltage AC                         | 198...264 V               |
| Total harmonic distortion                | < 15 %                    |
| Power factor $\lambda$                   | 0.97                      |
| Efficiency in full-load                  | 87 % <sup>1)</sup>        |
| Device power loss                        | 3.0 W <sup>2)</sup>       |
| Protective conductor current             | <0.7 mA                   |
| Inrush current                           | < 9.1 A <sup>3)</sup>     |
| Max. ECG no. on circuit breaker 10 A (B) | 39                        |
| Max. ECG no. on circuit breaker 10 A (C) | 58                        |
| Max. ECG no. on circuit breaker 16 A (B) | 62                        |
| Max. ECG no. on circuit breaker 16 A (C) | 93                        |
| Max. ECG no. on circuit breaker 25 A (B) | 97                        |
| Surge capability (L/N-Ground)            | 2 kV                      |
| Surge capability (L-N)                   | 1 kV                      |
| Nominal output voltage                   | 21...40 V                 |
| U-OUT (working voltage)                  | 60 V                      |
| Nominal output current                   | 500 mA                    |
| Output current tolerance                 | ±7.5 %                    |
| Output ripple current (100 Hz)           | < 5 %                     |
| Output PSTLM                             | ≤1                        |
| Output SVM                               | ≤0.4                      |
| Nominal output power                     | 10.5...20 W <sup>4)</sup> |
| Maximum output power                     | 20 W                      |
| Galvanic isolation                       | SELV                      |
| Input voltage DC                         | -                         |
| Galvanic isolation primary/secondary     | SELV                      |
| Current set                              | Fixed current             |

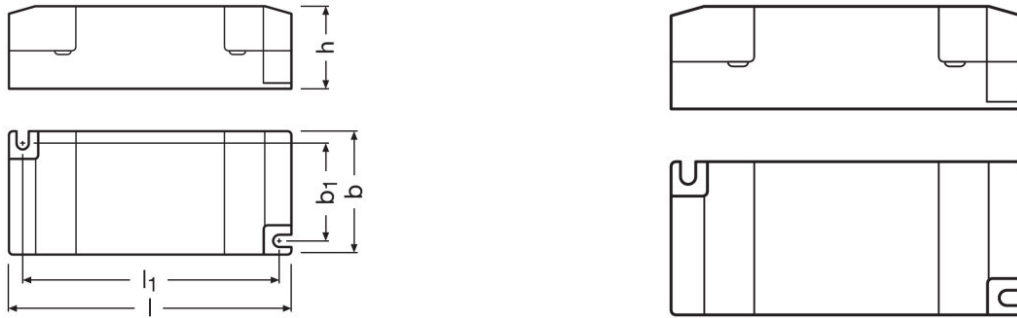
<sup>1)</sup> at 230 V, 50 Hz

<sup>2)</sup> At 230V, Input power 23 W max.

<sup>3)</sup>  $t_{width} = 100 \mu s$  (measured at 50 %  $I_{peak}$ )

<sup>4)</sup> Partial load

## Dimensions & weight



|                                      |   |
|--------------------------------------|---|
| Mounting hole spacing, length        | 94.0 mm                                   |
| Mounting hole spacing, width         | 34.7 mm                                   |
| Product weight                       | 66.60 g                                   |
| Cable cross-section, input side      | 0.5...1.5 / 0.75...1.5 mm <sup>2 1)</sup> |
| Cable cross-section, output side     | 0.5...1.5 / 0.75...1.5 mm <sup>2 1)</sup> |
| Wire preparation length, input side  | 7...8 mm                                  |
| Wire preparation length, output side | 7...8 mm                                  |
| Length                               | 103.0 mm                                  |
| Width                                | 43.0 mm                                   |
| Height                               | 29.0 mm                                   |

<sup>1)</sup> Solid/ Flexible Leads

## Colors & materials

|                 |                 |
|-----------------|-----------------|
| Casing material | Plastic housing |
|-----------------|-----------------|

## Temperatures & operating conditions

|  |                        |
|--|------------------------|
| Ambient temperature range                | -20...+50 °C           |
| Maximum temperature at tc test point     | 80 °C                  |
| Max.housing temperature in case of fault | 110 °C                 |
| Temperature range at storage             | -40...+85 °C           |
| Permitted rel. humidity during operation | 5...85 % <sup>1)</sup> |

<sup>1)</sup> Non-condensing

## Lifespan

|              |                               |
|--------------|-------------------------------|
| ECG lifetime | 30000 / 50000 h <sup>1)</sup> |
|--------------|-------------------------------|

<sup>1)</sup> At maximum  $T_c = 80^\circ\text{C}$  / 10% failure rate / At maximum  $T_c = 70^\circ\text{C}$  / 10% failure rate

## Additional product data

## Product datasheet

|                 |               |
|-----------------|---------------|
| Encapsulated    | No            |
| Predecessor EAN | 4052899552920 |

### Capabilities

|  |                      |
|--|----------------------|
| Dimmable                               | No                   |
| Overheating protection                 | No                   |
| Overload protection                    | Automatic reversible |
| Short-circuit protection               | Automatic reversible |
| No-load proof                          | Automatic reversible |
| Intended for no-load operation         | No                   |
| Max. cable length to lamp/LED module   | 2.0 m <sup>1)</sup>  |
| Suitable for fixtures with prot. class | I / II               |
| Type of connection, input side         | Push terminal        |
| Type of connection, output side        | Push terminal        |
| Suitable for through-wiring            | No                   |
| Number of channels                     | 1                    |

<sup>1)</sup> Output wires must be routed as close as possible to each other

### Programming

|                        |    |
|------------------------|----|
| Tuner4TRONIC           | No |
| Tuner4TRONIC Field App | No |

### Certificates & standards

|                           |  |
|---------------------------|--|
| Approval marks – approval | CE / CCC / RCM / ENEC 25 <sup>1)</sup>   |
| Standards                 | Acc. to IEC 61347-1/Acc. to IEC 61347-2-13/Acc. to IEC 62384/Acc. to IEC 61000-3-2/Acc. to IEC 61547/Acc. to IEC 61000-3-3 |
| Type of protection        | IP20   |
| Protection class          | I,II   |

<sup>1)</sup> In preparation

### Logistical data

|                |              |
|----------------|--------------|
| Commodity code | 850440839000 |
|----------------|--------------|







### Environmental information

|  |               |
|--|---------------|
| <b>Information according Art. 33 of EU Regulation (EC) 1907/2006 (REACH)</b> |               |
| Date of Declaration  | 19-05-2023    |
| Primary Article Identifier   | 4062172167499 |
| Candidate List Substance 1   | Lead          |

## Product datasheet

|   |  |
|---|--|
| <b>CAS No. of substance 1</b>           | 7439-92-1  |
| <b>Safe Use Instruction</b>             | The identification of the Candidate List substance is sufficient to allow safe use of the article. |
| <b>Declaration No. in SCIP database</b> | 5a1bead4-9938-4a89-89cf-9393e29c98f7   |

### Download Data

| File   |
|--|
|  User instruction<br>ELEMENT LED Power Supply                   |
|  User instruction<br>ELEMENT LED Power Supply                   |
|  Certificates<br>ELEMENT G3 ENEC U6 084117 0084 080621          |
|  Declarations of conformity<br>ELEMENT G3 CE 4232185 150322     |
|  Declarations of conformity<br>ELEMENT G3 UK DoC 4281070 150222 |
|  CAD data<br>ELEMENT 20 42 G3 STEP 250321                      |

### Ecodesign regulation information:

Intended for use with LED modules.

The forward voltage of the LED light source shall be within the defined operating window of the control gear in all operating conditions including dimming if applicable.

Separate control gear and light sources must be disposed of at certified disposal companies in accordance with Directive 2012/19/EU (WEEE) in the EU and with Waste Electrical and Electronic Equipment (WEEE) Regulations 2013 in the UK. For this purpose, collection points for recycling centres and take-back systems (CRSO) are available from retailers or private disposal companies, which accept separate control gear and light sources free of charge. In this way, raw materials are conserved and materials are recycled.

### Logistical Data

| Product code  | Product description       | Packaging unit (Pieces/Unit) | Dimensions (length x width x height) | Volume               | Gross weight |
|---------------|---------------------------|------------------------------|--------------------------------------|----------------------|--------------|
| 4062172167499 | ELEMENT 20/220-240/500 G3 | Shipping carton box<br>20    | 311 mm x 224 mm x 104 mm             | 7.25 dm <sup>3</sup> | 1578.00 g    |

The mentioned product code describes the smallest quantity unit which can be ordered. One shipping unit can contain one or more single products. When placing an order, for the quantity please enter single or multiples of a shipping unit.

## Product datasheet

---

### Disclaimer

Subject to change without notice. Errors and omission excepted. Always make sure to use the most recent release.