

LUMINAIRE SPECIFICATIONS

• Power	150W 190W
• Fitting Material	Non-Corrosive Die-Cast Aluminium
• Fitting Color	Dark Gray, Akzo Nobel RAL7016
• Optical Cover	95% Transparency Clear Tempered Glass
• Ingress Protection	IP20 IP66 (Upon Request)
• Impact Protection	IK08
• Voltage	220 ~ 240 Vac 50 / 60Hz
• Electrical Safety Class	Class I
• Operating Temperature	-30 ~ +45°C
• Installation	Hook Mounting Bracket
• Surge Protections	10KV, 20KA (External)

OPTIONAL FEATURES (UPON REQUEST)

• Driver	DALI, 1-10V Dimming
• Optics	Wide Beam, MB51 or NB19
• Control	Intelligent Light Control System

LED MODULE SPECIFICATIONS

• Color Temperature	3000K Warm White 4000K Neutral White 5000K Cool White
• Color Rendering Index (CRI)	>70
• L70	100,000 Hrs @ 25°C
• PCB Material	Ceramic (Alumina Substrate)
• PCB Trace	Silver Conductor (Ag)
• SMD Connector	WAGO 2060 Series

COMPLIANCE STANDARD

• LED	LM80, UL, RoHS
• Driver	CE, EN62493, EN61347, EN50581, EN55015, EN61000, EN61547, EN62384
• Luminaire	EN60598-1, EN60598-2-1, EN62493, EN55015, EN61547, EN61000, EN62471



APPLICATION

- Warehouses, Multipurpose Halls, Exhibition Halls, Production Areas & Factories

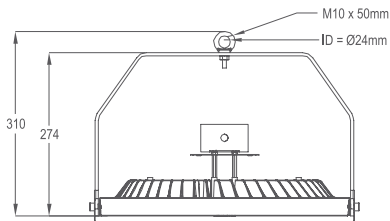
MEASUREMENT & ORDER CODE

WATTAGE	ORDER CODE	NO. OF LEDS	TYPICAL LUMINOUS FLUX	TYPICAL WATTAGE	CARTON DIMENSION (L x W x H) mm	NETT WEIGHT
150W	K14104 150W	72	19700	165	490 x 490 x 195	8.3 kg
190W	K14104 190W	92	25300	205	490 x 490 x 195	8.3 kg

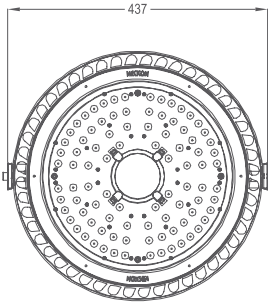
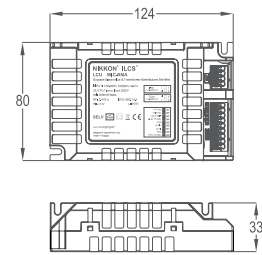
* Please indicate LED color temperature and optic when ordering.
* All result tested base on 5000K CCT LEDs.



DIMENSION

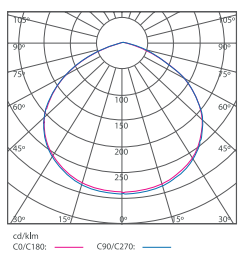


Light Control Unit

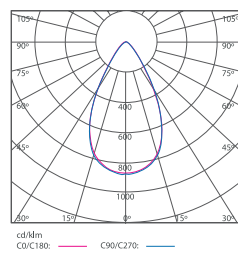


PHOTOMETRIC

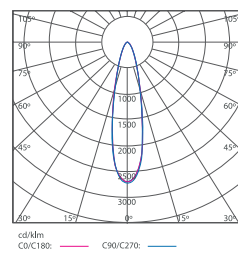
100° Wide Beam Angle (WB)



51° Medium Beam Angle (MB51)



19° Narrow Beam Angle (NB19)



Note: All specifications are subject to change without prior notice for product improvement. Images, pictures, and illustrations used are for illustrative purposes only and the color printed may differ from the actual product.