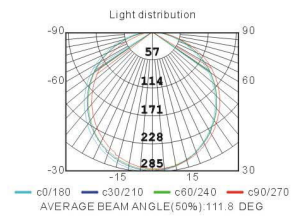
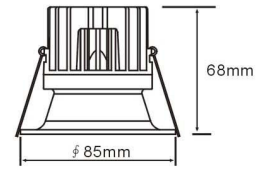
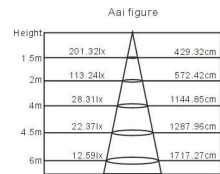


## D1704/7W-C D1704/7W-F

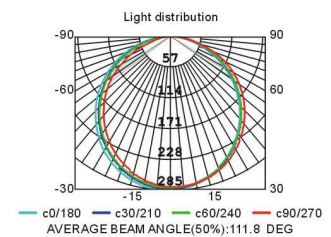
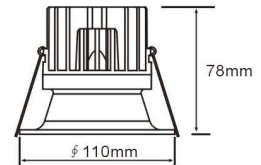


### Detailed parameters

CODE	W	LM	PF	Lamp Size D*H(mm)	Cut out: (mm)	TA	Material
D1704/7W-C	7W	700	>0.5	φ 85x68	φ 75	-25°C~+50°C	Aluminum
D1704/7W-F	7W	700	>0.5	φ 85x68	φ 75	-25°C~+50°C	Aluminum



## D1804/12W-C D1804/12W-F



### Detailed parameters

CODE	W	LM	PF	Lamp Size D*H(mm)	Cut out: (mm)	TA	Material
D1804/12W-C	12W	1200	>0.5	φ 110x78	φ 95	-25°C~+50°C	Aluminum
D1804/12W-F	12W	1200	>0.5	φ 110x78	φ 95	-25°C~+50°C	Aluminum

