







Legend	Model
	VES 390/WP/E
	VES 390/WP/EL
	VES 390/WP/ER
	VES 390/WP/RM
	VES 390/WP/RML
	VES 390/WP/RMR



Specifications :

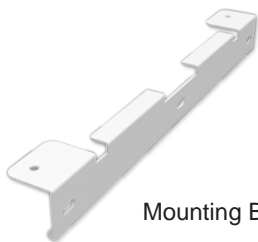
Polycarbonate Housing & Diffuser

Test According to :

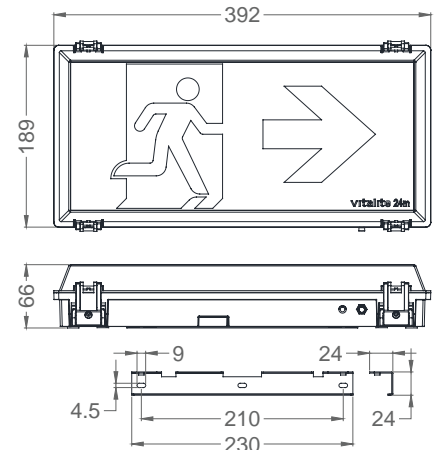
SS 563
SS IEC 60598-2-22

Mounting Method :

Wall Mounted For Outdoor Area
Above Doors / Entrances & Exits



Mounting Bracket



Mains Supply	220 – 240V 50/60Hz	Rating	0.01A / 3.15W / 0.95 PF
Mode of Operation	Maintained	Classification	Class II
Lamp	LED 2835 (3 PCS)	Degree of Protection	IP 65
Battery	Ni-Cd AA 3.6V 900mAh	Max. Operating Temperature (ta)	40°C
Emergency Duration	2 Hours	Recommended Mounting Height	Min. 2.3m
Recharge Period	24 Hours	Weight	0.76 KG