

UD2 SERIES DOB LED DOWNLIGHT



High Brightness



High Color Rendering



Ultra-Long Life



Energy Saving

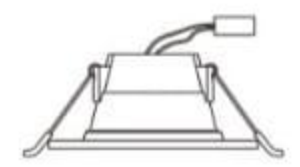


CE CB



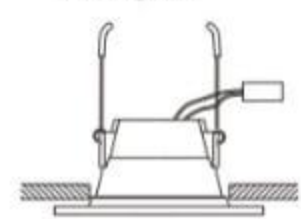
P-1

1. Open the hole as required size on the ceiling, as P-1.



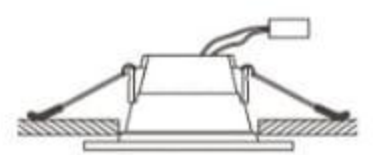
P-2

2. Connect the L, N wire with AC power supply, as P-2.



P-3

3. Make sure the lamp has been well connect with power supply, then pull up the spring clip and put the lamp body inside the hole, as P-3.



P-4

4. Release your hand and finish installing, turn on the lamp for lighting, P-4

Item No.	Watt	Shape	CCT	Lumen	CRI	Power Factor	Lamp Size (mm)	Cut Size (mm)	Qty/Ctn
UD2-10S	10W	SQUARE	3000K/4000K/6500K	800lm	>70	0.5	145x145x25.5mm	115-125mm	60
UD2-15S	15W	SQUARE	3000K/4000K/6500K	1200lm	>70	0.5	175x175x26.5mm	140-150mm	30
UD2-20S	20W	SQUARE	3000K/4000K/6500K	1600lm	>70	0.5	222x222x26.5mm	190-200mm	30