



LED EcoMax1 T8 Tube


Features

- Bule Caps
- Energy efficient
- Long lifespan
- High Efficacy Up to 100lm/W

Benefits

- Stress free ambient light
- Even, Balanced light
- Last 2 times longer than conventional T8 Tube with electromagnetic system

Application



Specification

Product Description	Power (W)	Power Factor	Lumen (lm)	Efficacy (lm/W)	CRI	CCT (K)	Life Time (hrs)
LED-E1-T8-600mm-10W-3000K-GLASS-CT	10	0.9	950	95	80	3000	30000
LED-E1-T8-600mm-10W-4000K-GLASS-CT	10	0.9	1000	100	80	4000	30000
LED-E1-T8-600mm-10W-6500K-GLASS-CT	10	0.9	1000	100	80	6500	30000
LED-E1-T8-1200mm-20W-3000K-GLASS-CT	20	0.9	2000	100	80	3000	30000
LED-E1-T8-1200mm-20W-4000K-GLASS-CT	20	0.9	2100	100	80	4000	30000
LED-E1-T8-1200mm-20W-6500K-GLASS-CT	20	0.9	2100	100	80	6500	30000

Application Conditions

IP	20
Operating Temperature	-20-45°C
Application Temperature	25°C
Storage Environment	-25-50°C

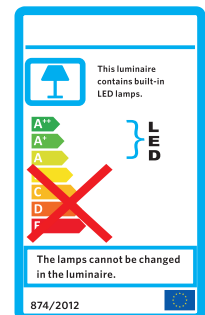
Mechanical and Finishing Properties

Optical Material	Glass
Housing Material	Aluminum
Finishing Colour	Blue+White

Electrical Supply

Frequency (Hz)	50/ 60
Voltage (V)	220-240
AC/DC	AC

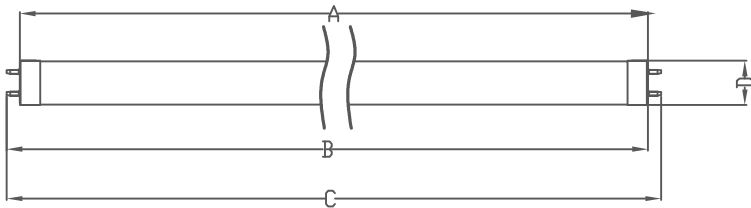
CB IEC Safety



Packaging Information

Item Description	Single Box(1pc/box)		Packaging Unit		
	Dimensions(mm) (LxWxH)	Gross Weight (kg)	Dimensions(mm) (LxWxH)	Gross Weight (kg)	Packing Qty (pcs/unit)
LED-E1-T8-600mm-10W-3000K-GLASS-CT	664.5X30X30	0.17	680X170X170	4.2	25
LED-E1-T8-600mm-10W-4000K-GLASS-CT	664.5X30X30	0.17	680X170X170	4.2	25
LED-E1-T8-600mm-10W-6500K-GLASS-CT	664.5X30X30	0.17	680X170X170	4.2	25
LED-E1-T8-1200mm-20W-3000K-GLASS-CT	1274.5X30X30	0.28	1290X170X170	7.3	25
LED-E1-T8-1200mm-20W-4000K-GLASS-CT	1274.5X30X30	0.28	1290X170X170	7.3	25
LED-E1-T8-1200mm-20W-6500K-GLASS-CT	1274.5X30X30	0.28	1290X170X170	7.3	25

Dimensional Drawing




	A	B	C	D
10W	589.8	596.9	604	Φ28
20W	1199.4	1206.5	1213.6	Φ28

Accessory Information



LED-Starter
(Replacement for conventional T8 Batten starter)



LED Utility T8 Empty Batten
(Match with single-ended T8 Tube)