



TP LED TRIPROOF LIGHT



Specifications

Efficiency	130Lm/W
Input Voltage	AC 220 ~ 240V
PF	> 0.9
LED	SAN'AN 2835
Driver	LIFUD
CCT	3000K / 4000K / 5000K / 5700K / 6500K
CRI	80Ra
Beam Angle	120°
Rated Life	50,000Hrs
IP / IK	IP66, IP69K / IK08
Operating Temperature	-20°C ~ +40°C
Material	PC (body) + Aluminium inside PC (cover)

Features:

- Elegant appearance and patent design.
- Easy replace PCB & Driver. If a component is broken, you can replace the component directly.
- Imported fireproof PC material is safer and more reliable.
- Suspended installation, Surface Ceiling installation, hoisting, wire rope hanging, etc.
- Linkable and Non-Linkable option.
- Open circuit & short circuit protection.
- Inrush level: L-N (1KV), L/N-PG (2KV).
- Flicker free.

Applications:

Ideal for Indoor & outdoor areas with high IP requirement, food industries, chemical plants, swimming pool areas, dusty humid and corrosive environments, washing houses, breweries, under canopy areas, pharmaceutical factories, loading bays, food, packing areas, garages, etc.

Compliance Standard:

LED	LM-80
Driver	ENEC, CE, RCM, SAA, CB, FCC, UL, CCC EN61347, EN55015, EN61000, EN61547

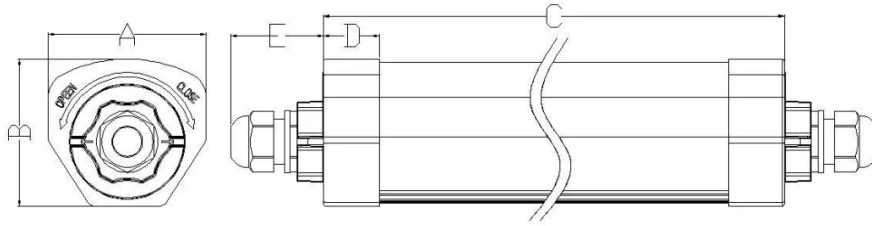


Model	Power	Lumen	Length	Weight
VSL-TP-20W-600-L*	20W	2,600Lm	2ft	0.8kg
VSL-TP-36W-1200-L*	36W	4,680Lm	4ft	1.4kg
VSL-TP-50W-1500-L*	50W	6,500Lm	5ft	1.5kg

Remark: *default is non-linkable type, add L for linkable type.

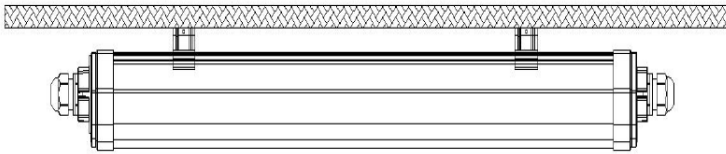
Optional Accessories: Emergency power pack, microwave sensor, suspending wire rope, end cap, metal waterproof connector, and connector plug.

Dimension

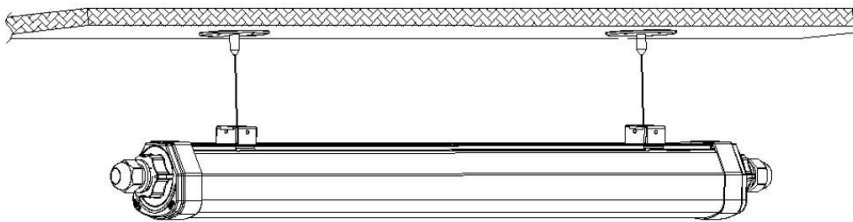


Model	A(mm)	B(mm)	C(mm)	D(mm)	E(mm)
20W	67	65	600	25	46
36W			1200		
50W			1500		

Installation Method



Surface mounted using bracket



Suspended installation using wire rope

Photometric

