

Model	Specification
  <p>VSL-HB LED High Bay</p>	<p>Power 100W / 150W Lumen 10,700lm / 15,600lm Efficiency 107 lm/W / 104 lm/W LED / Driver CREE XLamp XP-G2 / MEAN WELL Beam Angle 33°, 69°, 138° Dimension Ø 350*283mm IP IP20 CCT 5700K Rated Life 50,000 hours</p> <p> </p>
  <p>VSL-UFO1H LED UFO1H High Bay</p>	<p>Power 100W / 150W / 200W Lumen 10,000lm / 15,000lm / 20,000Lm Efficiency 100 lm/W LED / Driver LUMILEDS 2835 / Driver on Board (DOB) Beam Angle 60°, 90°, 120° Dimension Ø 258*109mm / Ø 299*109mm / Ø 347*109mm IP IP65 CCT 3000K ~ 6500K Rated Life 30,000 hours</p>
  <p>VSL-UFO8 (180lm/W) LED UFO8 High Bay</p> <p>Dimmable Smart Lighting Control Optional</p>	<p>Power 100W / 150W / 200W Lumen 18,000lm / 27,000lm / 36,000lm Efficiency 180 lm/W LED / Driver LUMILEDS 2835 / MOSO / SOSEN Beam Angle 60°, 90°, 120° Dimension Ø 320*188mm (100W, 150W) / Ø 360*188mm (200W) IP IP65 CCT 3000K ~ 6500K Rated Life 50,000 hours</p> <p> </p>
  <p>VSL-YLY3 (150lm/W) LED YLY3 High Bay</p> <p>Dimmable Smart Lighting Control Optional</p>	<p>Power 100W / 150W / 200W Lumen 15,000lm / 22,500lm / 30,000lm Efficiency 150 lm/W LED / Driver EPISTAR 2835 / LIFUD Beam Angle 60° / 90° / 120° Dimension Ø 258*109mm / Ø 299*109mm / Ø 347*112mm IP IP65 CCT 3000K ~ 6500K Rated Life 50,000 hours</p> <p> </p>
  <p>VSL-HP22 LED HP22 High Bay</p> <p>Dimmable Smart Lighting Control Optional</p>	<p>Power 300W / 400W / 500W / 600W Lumen 50,000lm / 68,000lm / 85,000lm / 102,000lm Efficiency 170 lm/W LED / Driver LUMILEDS 2835 / SOSEN Beam Angle 110° Dimension Ø 320*150mm ~ Ø 320*198mm IP IP65 CCT 3000K ~ 6500K Rated Life 50,000 hours</p> <p>  </p>
  <p>VSL-HTR LED High Bay High Temperature</p>	<p>Power 50W / 100W / 150W / 200W / 300W / 450W Lumen 6,500lm / 13,000lm / 19,500lm / 26,000lm / 39,000lm / 58,500lm Efficiency 130 lm/W LED / Driver LUMILEDS 3030 / MEANWELL Beam Angle Type I / II / III / IV / V Dimension 273*366*245mm ~ 966*366*245mm IP IP66 CCT 3000K / 4000K / 5000K Rated Life 50,000 hours</p> <p>  </p>

Model	Specification
 <p>VSL-FGA1</p>  <p>LED FGA1(Food Grade) High Bay</p>	<p>Power 80W / 100W / 120W / 150W</p> <p>Lumen 11,200lm / 14,000lm / 16,800lm / 21,000lm</p> <p>Efficiency 140 lm/W</p> <p>LED / Driver SMD3030 / SOSEN</p> <p>Beam Angle 60° / 90° / 120°</p> <p>Dimension Ø 391*212mm</p> <p>IP IP65</p> <p>CCT 3000K / 4000K / 5000K / 5700K</p> <p>Rated Life 50,000 hours</p>
 <p>VSL-FGA3</p>  <p>Smart Lighting Control Optional LED FGA3(Food Grade) High Bay</p>	<p>Power 100W / 120W / 150W</p> <p>Lumen 14,000lm / 16,800lm / 21,000lm</p> <p>Efficiency 140 lm/W</p> <p>LED / Driver LUMILEDS SMD3030 / SOSEN</p> <p>Beam Angle 60° / 90° / 120°</p> <p>Dimension Ø 398*211mm</p> <p>IP IP66</p> <p>CCT 3000K / 4000K / 5000K / 5700K / 6500K</p> <p>Rated Life 50,000 hours</p> 
 <p>VSL-FGA3</p>  <p>Smart Lighting Control Optional LED Linear High Bay</p>	<p>Power 100W / 150W / 200W</p> <p>Lumen 14,000lm / 21,000lm / 28,000lm</p> <p>Efficiency 140 lm/W</p> <p>LED / Driver LUMILEDS / SOSEN</p> <p>Beam Angle 60° x 120° / 90° x / 120° / 120°</p> <p>Dimension 577*114*111mm (100W&150W) , 1027*114*111mm (200W)</p> <p>IP IP65</p> <p>CCT 3000K / 4000K / 5000K / 5700K / 6500K</p> <p>Rated Life 50,000 hours</p> 
 <p>VSL-T8LB236 S</p>  <p>T8 Lowbay Fitting Mirror Acrylic Diffuser</p>	<p>Power 2 X 18W</p> <p>Lumen 4,200lm</p> <p>Efficiency 111 lm/W</p> <p>LED / Driver PHILIPS CorePro HO LED Tube</p> <p>Beam Angle 90° x 100°</p> <p>Dimension 1224*203*90mm</p> <p>IP IP54</p> <p>CCT 6500K</p> <p>Rated Life 30,000 hours</p>
 <p>VSL-LPS22 S</p>  <p>LED Panel Fitting Polystyrene Diffuser</p>	<p>Power 40W</p> <p>Lumen 3,600lm</p> <p>Efficiency 90 lm/W</p> <p>LED / Driver PHILIPS Certaflux Panel G2</p> <p>Beam Angle 120°</p> <p>Dimension 650*650*50mm</p> <p>IP IP20</p> <p>CCT 6500K</p> <p>Rated Life 30,000 hours</p>
 <p>VSL-CAN01</p>  <p>LED Canopy Light</p>	<p>Power 100W / 150W</p> <p>Lumen 15,500lm / 23,250lm</p> <p>Efficiency 155 lm/W</p> <p>LED / Driver SAN'AN / MOSO</p> <p>Beam Angle 25°, 40°, 60°, 90°</p> <p>Dimension 450*450*153mm</p> <p>IP IP66</p> <p>CCT 3000K / 4000K / 5000K / 5700K / 6500K</p> <p>Rated Life 50,000 hours</p>

Model		Specification	
 LED Flood Light DOB	VSL-YH2	Power 50W / 100W / 150W / 200W Lumen 5,000lm / 10,000lm / 15,000lm / 20,000lm Efficiency 100 lm/W LED / Driver SANAN 3030 / DOB Beam Angle 100° Dimension 230*205*35mm ~ 330*300*40mm IP IP66 CCT 3000K / 4000K / 5000K / 5700K / 6500K Rated Life 30,000 hours	
	VSL-V5B	Power 50W / 100W / 150W / 200W / 250W / 300W / 400W / 500W / 600W Lumen 6,000lm ~ 48,000lm Efficiency 120 lm/W LED / Driver SANAN / MOSO Beam Angle 24° / 36° / 60° / 90° / 145° x 100° Dimension 335*193*91mm ~ 403*335*193mm IP IP66 CCT 3000K / 4000K / 5000K / 5700K / 6500K Rated Life 50,000 hours	
 LED Modular Flood Light	VSL-ZY-V501	Power 50W / 100W / 150W / 200W / 250W Lumen 7,750lm / 15,500lm / 23,250lm / 31,000lm / 38,750lm Efficiency 155 lm/W LED / Driver SAN'AN / MOSO Beam Angle 25°, 40°, 60°, 90° Dimension 302*88*225mm ~ 302*440*225mm IP IP66 CCT 3000K / 4000K / 5000K / 5700K / 6500K Rated Life 50,000 hours	
	VSL-HD-FL01	Power 250W / 500W / 750W / 1,000W / 1,250W Lumen 31,250lm / 62,500lm / 93,750lm / 125,000lm / 156,250lm Efficiency 125 lm/W LED / Driver LUMILEDS 3030, SAMSUNG 3535* / MEAN WELL Beam Angle 30°, 60°, 120°, 10°* Dimension 297*483*135mm ~ 1166*510*136mm IP IP66 CCT 3000K / 5700K Rated Life 50,000 hours	
 LED Modular Flood Light	VSL-HD-FL05	Power 200W / 400W / 800W / 1,200W Lumen 30,000lm / 60,000lm / 97,500lm / 120,000lm / 180,000lm Efficiency 150 lm/W LED / Driver SMD 5050 / MOSO Beam Angle 24°, 90°, 30°x45°, 60° Dimension 404*327*113mm ~ 724*740*113mm IP IP66 CCT 3000K / 4000K / 5000K / 6000K Rated Life 50,000 hours	
	VSL-HD-STA01	Power 300W / 500W / 750W / 1,000W / 1,250W Lumen 39,000lm / 65,000lm / 97,500lm / 130,000lm / 156,000lm Efficiency 130 lm/W LED / Driver LUMILEDS / OSRAM* / MEAN WELL Beam Angle 30°, 45°, 80°, 120° / 15°*, 20°*, 25°*, 40°* Dimension 297*483*135mm ~ 1166*510*136mm IP IP66 CCT 3000K / 5700K Rated Life 50,000 hours	
 LED High Density High Mast			

Model	Specification	
 <p>VSL-CL</p>  <p>LED Street Light DOB</p>	Power Lumen Efficiency LED / Driver Beam Angle Dimension IP CCT Rated Life	50W / 100W / 150W / 200W 6,000lm / 12,000lm / 18,000lm / 24,000lm 120 lm/W SAN'AN 2835 / DOB 70° x 140° 365*145*80mm ~ 620*235*90mm IP65 3000K / 4000K / 5000K / 5700K / 6500K 30,000 hours
 <p>VSL-ZY-L601</p>  <p>Smart Lighting Control Optional LED Street Light</p>	Power Lumen Efficiency LED / Driver Beam Angle Dimension IP CCT Rated Life	70W / 100W / 150W / 180W 8,400lm / 12,000lm / 18,000lm / 21,600lm 120 lm/W SANAN 3030 / MOSO Type III-M 424*160*84mm ~ 616*247*96mm IP66 3000K / 4000K / 5000K / 6000K 50,000 hours 
 <p>VSL-ZY-L29</p>  <p>Smart Lighting Control Optional LED Street Light (Tempered Glass)</p>	Power Lumen Efficiency LED / Driver Beam Angle Dimension IP CCT Rated Life	70W / 100W / 120W / 150W / 200W 9,450lm / 13,500lm / 16,200lm / 20,250lm / 27,000lm 135 lm/W BRIDGELUX 5050 / MOSO Type I, II, II-S, II-M, III, III-M, IV, V 606*231*122mm ~ 814*346*128mm IP66 2700K / 3000K / 4000K / 5000K / 6000K 50,000 hours 
 <p>VSL-ZY-L26</p>  <p>Smart Lighting Control Optional LED Street Light</p>	Power Lumen Efficiency LED / Driver Beam Angle Dimension IP CCT Rated Life	50W / 100W / 150W / 200W / 250W 7,750lm / 15,500lm / 23,250lm / 31,000lm / 38,750lm 155 lm/W SAN'AN / MOSO Type I, II, III 710*340*235mm ~ 850*350*235mm IP66 3000K / 4000K / 5000K / 5700K / 6500K 50,000 hours 

Model	Specification
 <p>VSL-SLBC</p>  <p>LED T8 Slim Bare Channel</p>	<p>Power 1 x 8W ~ 24W / 2 x 8W ~ 24W</p> <p>Lumen 600 ~7,400lm</p> <p>Efficiency 75 ~ 154 lm/W</p> <p>LED Tube PHILIPS / VSL / WISELITE</p> <p>Beam Angle 160° ~ 300°</p> <p>Dimension 1220*44*64mm / 1220*105*71mm</p> <p>IP -</p> <p>CCT 3000K / 4000K / 6500K</p> <p>Rated Life 15,000 ~ 50,000 hours</p>
 <p>VSL-YWAM</p>  <p>LED T8 Wide Batten Acrylic</p>	<p>Power 1 x 18W ~ 24W / 2 x 18W ~ 24W</p> <p>Lumen 1800 ~7,400lm</p> <p>Efficiency 75 ~ 154 lm/W</p> <p>LED Tube PHILIPS / WISELITE</p> <p>Beam Angle 160° ~ 240°</p> <p>Dimension 1173*90*124mm / 1230*90*124mm</p> <p>IP IP22</p> <p>CCT 3000K / 4000K / 6500K</p> <p>Rated Life 15,000 ~ 50,000 hours</p>
 <p>VSL-YSL</p>  <p>LED T8 Weatherproof</p>	<p>Power 1 x 18W ~ 24W / 2 x 8W ~ 24W</p> <p>Lumen 1800 ~7,400lm</p> <p>Efficiency 75 ~ 154 lm/W</p> <p>LED Tube PHILIPS / WISELITE</p> <p>Beam Angle 160° ~ 240°</p> <p>Dimension 1265*90*88mm / 1265*130*88mm</p> <p>IP IP65</p> <p>CCT 3000K / 4000K / 6500K</p> <p>Rated Life 15,000 ~ 50,000 hours</p>
 <p>VSL-SS136T8 / 236T8</p>  <p>LED T8 Stainless Steel Weatherproof</p>	<p>Power 1 x 18W ~ 24W / 2 x 8W ~ 24W</p> <p>Lumen 1800 ~ 7,400lm</p> <p>Efficiency 75 ~ 154 lm/W</p> <p>LED Tube PHILIPS / WISELITE</p> <p>Beam Angle 160° ~ 240°</p> <p>Dimension 1310*140*97mm / 1310*210*97mm</p> <p>IP IP65</p> <p>CCT 3000K / 4000K / 6500K</p> <p>Rated Life 15,000 ~ 50,000 hours</p>
 <p>VSL-SS136T8PC / 236T8PC</p>  <p>LED T8 Stainless Steel Weatherproof</p>	<p>Power 1 x 18W ~ 24W / 2 x 8W ~ 24W</p> <p>Lumen 1800 ~ 7,400lm</p> <p>Efficiency 75 ~ 154 lm/W</p> <p>LED Tube PHILIPS / WISELITE</p> <p>Beam Angle 160° ~ 240°</p> <p>Dimension 1310*140*97mm / 1310*210*97mm</p> <p>IP IP65</p> <p>CCT 3000K / 4000K / 6500K</p> <p>Rated Life 15,000 ~ 50,000 hours</p>
 <p>VSL-MTD-D/4/L2/22/6K/D1</p>  <p>LED Tear Drop Light</p>	<p>Power 40W</p> <p>Lumen 4,400lm</p> <p>Efficiency 110 lm/W</p> <p>LED OSRAM</p> <p>Beam Angle 90°*120°</p> <p>Dimension 1200*90*50mm</p> <p>IP IP40</p> <p>CCT 6500K</p> <p>Rated Life 50,000 hours</p>








Model	Specification
 <p>LRHB 22-8X2200</p>  <p>Recessed LED Linear Light</p>	<p>Power 130W Lumen 15,000lm Efficiency 115 lm/W LED Osram Basic Linear Beam Angle 120° Dimension 595*595*80mm (Metric) / 605*605*80mm (Imperial) IP IP20 CCT 6500K Rated Life 50,000 hours</p>
 <p>VSL-RTF-P56</p>  <p>LED PAR56</p>	<p>Power 26W / 36W Lumen 2,800lm / 4,000lm Efficiency 110 lm/W LED SMD 2835 Beam Angle 24° / 120° Dimension Ø 176.5*117.2mm IP - CCT 2700K / 3000K Rated Life 30,000 hours</p>
 <p>VSL-HBR</p>  <p>LED High Bay Retrofit</p>	<p>Power 150W Lumen 19,220lm Efficiency 128 lm/W LED SAMSUNG SMD3030 Beam Angle 120° Dimension Ø 200*318mm IP - CCT 3000K / 4000K / 6000K Rated Life 40,000 hours</p> 
 <p>VSL-LT09/18PCT8-DE-V1</p>  <p>T8 Nano PC LED Tube</p>	<p>Power 8W / 18W Lumen 1,100lm / 2,400lm Efficiency 133 lm/W LED EPISTAR 2835 Beam Angle 300° Dimension Ø 26 x 600mm / Ø 26 x 1200mm IP - CCT 3000K / 4000K / 6500K Rated Life 30,000 hours</p> 
 <p>VSL-LT08/18PCALT8-DE-V1</p>  <p>T8 Aluminium LED Tube</p>	<p>Power 8W / 18W Lumen 1,300lm / 2,900lm Efficiency 140 lm/W LED EPISTAR 2835 Beam Angle 120° Dimension Ø 26 x 1200mm IP IP44 CCT 3000K / 4000K / 6500K Rated Life 50,000 hours</p> 
 <p>VSL-LT08/18PCALT8-MS-DE-V1</p>  <p>T8 Microwave Sensor LED Tube</p>	<p>Power 8W / 18W Lumen 1,120lm / 2,520lm Efficiency 140 lm/W LED EPISTAR 2835 Beam Angle 120° Dimension Ø 26 x 1200mm IP IP44 CCT 3000K / 4000K / 6500K Rated Life 50,000 hours</p> 

HYGROW LED SOLAR LED STREET LIGHT / FLOOD LIGHT









Model	Specification
<p>VSL-ALO1</p> <p>PIR sensor</p>  <p>VSL SOLAR</p> <p>All-In-One Solar LED Street Light</p>	<p>Power 30W / 60W / 90W / 120W / 150W</p> <p>Lumen 900lm / 1,300lm / 1,600lm / 2,000lm / 2,600lm</p> <p>LED EPISTAR 5730</p> <p>Beam Angle 120°</p> <p>Solar Panel Polycrystalline</p> <p>Battery LiFePO4 (2000 cycles)</p> <p>Time Charging: 6 ~ 8 hours, Discharging: 30 ~ 36 hours</p> <p>IP IP65</p> <p>CCT 3000K / 4000K / 5000K / 6000K</p> <p>CE</p>
<p>VSL-ALO1-AL</p> <p>PIR sensor</p>  <p>VSL SOLAR</p> <p>All-In-One Solar LED Street Light</p>	<p>Power 60W / 120W / 180W</p> <p>Lumen 800lm / 1,600lm / 2,400lm</p> <p>LED BRIDGELUX 5730</p> <p>Beam Angle 120°</p> <p>Solar Panel Polycrystalline</p> <p>Battery LiFePO4 (2000 cycles)</p> <p>Time Charging: 6 ~ 8 hours, Discharging: 20 ~ 24 hours</p> <p>IP IP65</p> <p>CCT 6000K ~ 6500K</p> <p>CE</p>
<p>VSL-ALO3</p>  <p>VSL SOLAR</p> <p>LED All-In-One Solar Street Light</p>	<p>Power 40W / 50W / 60W / 70W</p> <p>Lumen 6,400lm / 8,000lm / 9,600lm / 11,200lm</p> <p>LED LUMILEDS</p> <p>Beam Angle Type I / Type V</p> <p>Solar Panel Monocrystalline</p> <p>Battery LiFePO4 (2000 cycles)</p> <p>Time Charging: 6 ~ 8 hours, Discharging: 30 ~ 36 hours</p> <p>IP IP66</p> <p>CCT 3000K / 4000K / 5000K / 6500K</p> <p>CE</p>
<p>VSL-ALO5</p>  <p>VSL SOLAR</p> <p>LED All-In-One Solar Street Light</p>	<p>Power 30W / 40W / 50W / 60W / 80W / 90W / 120W / 150W</p> <p>Lumen 5,700lm ~ 28,500lm</p> <p>LED LUMILEDS</p> <p>Beam Angle Type I / II-S / II-M / III-S / V</p> <p>Solar Panel Monocrystalline</p> <p>Battery LiFePO4 (2000 cycles)</p> <p>Time Charging: 6 ~ 8 hours, Discharging: 30 ~ 36 hours</p> <p>IP IP66</p> <p>CCT 3000K / 4000K / 5000K / 6500K</p> <p>CE</p>
<p>VSL-HPS-ECO</p>  <p>VSL SOLAR</p> <p>2-IN-1 Solar LED Street Light</p>	<p>Power 50W / 100W / 150W</p> <p>Lumen 1,100lm / 2,300lm / 3,000lm</p> <p>LED EPISTAR 3030</p> <p>Beam Angle 120°</p> <p>Solar Panel Polycrystalline</p> <p>Battery LiFePO4 (2000 cycles)</p> <p>Time Charging: 6 ~ 8 hours, Discharging: 30 ~ 36 hours</p> <p>IP IP65</p> <p>CCT 6000K</p> <p>CE</p>
<p>VSL-SFL3</p>  <p>VSL SOLAR</p> <p>Solar LED Flood Light</p>	<p>Power 10W(100W) / 20W(500W)</p> <p>Lumen 1,200lm / 3,600lm</p> <p>LED OSRAM</p> <p>Beam Angle 90°</p> <p>Solar Panel Polycrystalline</p> <p>Battery LiFePO4 (2000 cycles)</p> <p>Time Charging: 6 ~ 8 hours, Discharging: 12 ~ 15 hours</p> <p>IP IP65</p> <p>CCT 3000K ~ 6500K</p> <p>CE</p>

Model	Specification
<p>VSL-SBL</p>  <p>LED Solar Batten Light</p>	<p>Power 20W / 40W / 60W</p> <p>Lumen 1,000lm / 1,500lm / 2,000lm</p> <p>LED SMD2835</p> <p>Beam Angle 120°</p> <p>Solar Panel Monocrystalline</p> <p>Battery LiFePO4 (2000 cycles)</p> <p>Time Charging: 6 ~ 8 hours, Discharging: 20~24 hours</p> <p>IP IP65</p> <p>CCT 3000K ~ 6000K</p>
<p>VSL-SGL V2</p>  <p>LED Solar Garden Light</p>	<p>Power 10W</p> <p>Lumen 1,500lm</p> <p>LED BRID</p> <p>Beam Angle 120°</p> <p>Solar Panel Polycrystalline</p> <p>Battery LiFePO4 (2000 cycles)</p> <p>Time Charging: 6 ~ 8 hours, Discharging: 20 ~ 24 hours</p> <p>IP IP65</p> <p>CCT 6000K</p>
<p>VSL-SWL</p>  <p>LED Solar Wall Light</p>	<p>Power 9W</p> <p>Lumen 900lm</p> <p>LED EPISTAR 2835</p> <p>Beam Angle 140° x 70°</p> <p>Solar Panel Polycrystalline</p> <p>Battery Lithium-ion (1000 cycles)</p> <p>Time Charging: 6 ~ 8 hours, Discharging: 20 ~ 24 hours</p> <p>IP IP65</p> <p>CCT 6000K</p>
<p>VSL-SBL</p>  <p>LED Solar Bollard</p>	<p>Power 5W</p> <p>Lumen 800lm</p> <p>LED SMD 2835</p> <p>Beam Angle 120°</p> <p>Solar Panel LiFePO4 (2000 cycles)</p> <p>Battery Lithium-ion (1000 cycles)</p> <p>Time Charging: 6 ~ 8 hours, Discharging: 30 ~ 36 hours</p> <p>IP IP65</p> <p>CCT 6000K</p>
<p>VSL-STAR P</p>  <p>LED Solar Billboard Light</p>	<p>Power 30W / 60W / 60W / 90W / 120W / 150W / 180W</p> <p>Lumen 400lm / 800lm / 1,200lm / 1,600lm / 2,000lm / 2,500lm</p> <p>LED OSRAM</p> <p>Beam Angle 80° x 110°</p> <p>Solar Panel Polycrystalline</p> <p>Battery Lithium-ion (1000 cycles)</p> <p>Time Charging: 3 ~ 4 hours, Discharging: 20 ~ 24 hours</p> <p>IP IP65</p> <p>CCT 6000K</p>
<p>VSL-PYRAMID</p>  <p>LED Solar Billboard Light</p>	<p>Power 5W / 10W / 15W / 20W</p> <p>Lumen 500lm / 1,00lm / 1,500lm / 2,000lm</p> <p>LED OSRAM</p> <p>Beam Angle 80° x 110°</p> <p>Solar Panel Polycrystalline</p> <p>Battery Lithium-ion (1000 cycles)</p> <p>Time Charging: 3 ~ 4 hours, Discharging: 20 ~ 24 hours</p> <p>IP IP65</p> <p>CCT 6000K</p>



Model	Specification	
<p>CARY-KLE1016</p>  <p>LED Explosion Proof Dome Light</p>	<p>Power 50W / 60W / 70W / 80W Lumen 4,250lm / 5,100lm / 5,950lm / 6,800lm Efficiency 85 lm/W LED / Driver SAN'AN SMD / SOSEN Beam Angle 180° Dimension Ø 240*290mm IP IP66 CCT 4000K / 5000K / 6000K Rated Life 50,000 hours</p>	
<p>NEW-FBG</p>  <p>Newell LED Explosion Proof High Bay</p>	<p>Power 50W / 60W / 80W / 100W / 120W / 150W / 180W / 200W Lumen 5,000lm ~ 20,000lm Efficiency 100 lm/W LED / Driver LUMILEDS 3030 / MEAN WELL Beam Angle 110° Dimension Ø 216*206mm ~ Ø 350*224.5mm IP IP66 CCT 3000K / 4000K / 6000K Rated Life 50,000 hours</p>	
<p>NEW-FBP</p>  <p>Newell LED Explosion Proof Platform Light</p>	<p>Power 50W / 60W / 80W / 100W / 120W / 150W / 180W / 200W Lumen 5,000lm ~ 20,000lm Efficiency 100 lm/W LED / Driver LUMILEDS 3030 / MEAN WELL Beam Angle 110° Dimension Ø 216*177mm ~ Ø 350*203mm IP IP66 CCT 3000K / 4000K / 6000K Rated Life 50,000 hours</p>	
<p>CARY-KLE1029</p>  <p>LED Explosion Proof Flood Light</p>	<p>Power 50W / 100W / 150W / 200W Lumen 4,500lm / 9,000lm / 13,500lm / 18,000lm Efficiency 90 lm/W LED / Driver CREE SMD / SOSEN Beam Angle 60°x60° / 90°x90° Dimension 263*160*105mm / 290*263*105mm / 420*263*105mm / 475*291*95mm IP IP66 CCT 4000K / 5000K / 6000K Rated Life 50,000 hours</p>	
<p>NEW-FBF011</p>  <p>Newell LED Explosion Proof Flood Light</p>	<p>Power 50W / 100W / 200W Lumen 4,500lm / 9,000lm / 18,000lm Efficiency 90 lm/W LED / Driver LUMILEDS 3030 / NEWELL Beam Angle 110° Dimension 242*202*132mm / 313*256*268mm / 450*310*268mm IP IP65 CCT 3000K / 4000K / 6000K Rated Life 50,000 hours</p>	
<p>EX-BJG</p>  <p>LED Explosion Proof Flood Light</p>	<p>Power 80W / 100W / 120W / 160W / 200W / 240W Lumen 8,800lm / 10,280lm / 12,480lm / 16,5800lm / 20,800lm / 24800lm Efficiency 103 ~ 105 lm/W LED OSRAM Beam Angle 15° / 40° / 60° / 80° / 120° Dimension 330*215*150mm ~ 330*450*150mm IP IP66 CCT 3000K / 5000K / 6500K Rated Life 50,000 hours</p>	



Model	Specification	
<p>CARY-KLE1011</p>  <p>CARY</p> <p>LED Explosion Proof Linear Light</p>	<p>Power 24W / 36W / 50W / 60W / 72W / 80W</p> <p>Lumen 2,280lm / 3,456lm / 5,250lm / 6,180lm / 6,912lm / 7,600lm</p> <p>Efficiency 95 lm/W</p> <p>LED / Driver SAN'AN SMD / SOSEN</p> <p>Beam Angle 120°</p> <p>Dimension 381*126*88mm / 681*126*88mm / 1281*126*88mm(60W~80W)</p> <p>IP IP66</p> <p>CCT 4000K / 5000K / 6000K</p> <p>Rated Life 50,000 hours</p>	
<p>NEW-FBY006</p>  <p>Newell</p> <p>LED Explosion Proof Light (w/o tube)</p>	<p>Power 1 x 8W ~ 24W / 2 x 8W ~ 24W</p> <p>Lumen 600 ~7,400lm</p> <p>Efficiency 75 ~ 154 lm/W</p> <p>LED Tube PHILIPS / WISELITE</p> <p>Beam Angle 160° ~ 240°</p> <p>Dimension 1270*142*111mm / 1270*197*92mm</p> <p>IP IP65</p> <p>CCT 3000K / 4000K / 6500K</p> <p>Rated Life 15,000 ~ 50,000 hours</p>	
<p>cLLK 07036/36 2/6-2M</p>  <p>EATON</p> <p>LED Explosion Proof Batten Light</p>	<p>Power 2 x 18 ~24W</p> <p>Lumen 4200 ~7,400lm</p> <p>Efficiency 117 ~ 154 lm/W</p> <p>LED PHILIPS / WISELITE</p> <p>Beam Angle 160° ~ 240°</p> <p>Dimension 1360*130*188mm</p> <p>IP IP66</p> <p>CCT 3000K / 4000K / 6500K</p> <p>Rated Life 15,000 ~ 50,000 hours</p>	
<p>VSL-GTLL</p>  <p>VSL</p> <p>LED Canopy Light</p>	<p>Power 60W / 80W / 100W / 120W / 150W</p> <p>Lumen 8,400lm / 11,200lm / 14,000lm / 16,800lm / 21,400lm</p> <p>Efficiency 140 lm/W</p> <p>LED LUMILEDS 3030</p> <p>Beam Angle 120°</p> <p>Dimension 408*366*128mm</p> <p>IP IP65</p> <p>CCT 3000K / 4000K / 5700K</p> <p>Rated Life 50,000 hours</p>	
<p>EX-BNIH30</p>  <p>Topmost</p> <p>LED Explosion Portable Worklight</p>	<p>Emergency Time: 4 hours (30W) 6 hours (20W) 10 hours (10W)</p> <p>Charging Time 6 ~ 8 hours</p> <p>Dimension 280*100*450mm</p> <p>IP IP66</p> <p>CCT 3000K / 5000K / 6500K</p> <p>Rated Life 50,000 hours</p>	

Model	Specification	
<p>EX-BCTD04</p>  <p>Topmost</p> <p>LED Explosion Proof Exit Light</p>	<p>Power 4W</p> <p>Lumen 400lm</p> <p>Efficiency 100 lm/W</p> <p>LED TOPMOST</p> <p>Beam Angle 120°</p> <p>Dimension 340*160*80mm</p> <p>IP IP66</p> <p>CCT 6000K</p> <p>Rated Life 50,000 hours</p>	
<p>NEW-FBB005</p>  <p>Newell</p> <p>LED Explosion Proof Exit Light</p>	<p>Power 3W</p> <p>Lumen 300lm</p> <p>Efficiency 100 lm/W</p> <p>LED LED F5</p> <p>Beam Angle 120°</p> <p>Dimension 265mm*208mm*71mm</p> <p>IP IP65</p> <p>CCT 6000K</p> <p>Rated Life 50,000 hours</p>	
<p>NEW-FBB005</p>  <p>Newell</p> <p>LED Explosion Proof Emergency Light</p>	<p>Power 2 x 3W</p> <p>Lumen 600lm</p> <p>Efficiency 100 lm/W</p> <p>LED LED 6W</p> <p>Beam Angle 120°</p> <p>Dimension 262mm*208mm*74mm</p> <p>IP IP65</p> <p>CCT 6000K</p> <p>Rated Life 50,000 hours</p>	
<p>EX-BCTD04</p>  <p>Topmost</p> <p>LED Explosion Proof Exit Light</p>	<p>Power 4W</p> <p>Lumen 400lm</p> <p>Efficiency 100 lm/W</p> <p>LED OSRAM</p> <p>Beam Angle 120°</p> <p>Dimension 340*160*80mm</p> <p>IP IP66</p> <p>CCT 6000K</p> <p>Rated Life 50,000 hours</p>	

H HYGROW LED EMERGENCY / KELUAR / EXIT SIGN LIGHT

Model	Specification
<p>LE 115</p> <p>ECONLITE</p>  <p>LED Emergency Light</p>	<p>2.5W HIGH EFFECIENCY ENERGY CONSERVING EMERGENCY LIGHTING LUMINAIRE</p> <p>Input Voltage: 240V±10%, 50Hz Battery: Hi-Temp. Nickel Cadmium Battery Operating Temperature: 0°C to 60°C Backup Time: 3 Hours Duration Compliance: Malaysia Standards MS-619 IP: IP20</p>
<p>LE 112</p> <p>ECONLITE</p>  <p>LED Emergency Light</p>	<p>3W HIGH EFFECIENCY ENERGY CONSERVING EMERGENCY LIGHTING LUMINAIRE</p> <p>Input Voltage: 240V±10%, 50Hz Battery: Hi-Temp. Nickel Cadmium Battery Operating Temperature: 0°C to 60°C Backup Time: 3 Hours Duration Compliance: Malaysia Standards MS-619 IP: IP20</p>
<p>LP 113</p> <p>ECONLITE</p>  <p>LED Emergency Light</p>	<p>3W HIGH EFFECIENCY SELF-CONTAINED EMERGENCY LIGHTING LUMINAIRE</p> <p>Input Voltage: 240V±10%, 50Hz Battery: Hi-Temp. Nickel Cadmium Battery Operating Temperature: 0°C to 60°C Backup Time: 3 Hours Duration Compliance: Malaysia Standards MS-619 IP: IP20</p>
<p>LED-60</p> <p>ECONLITE</p>  <p>LED Twin Emergency Light</p>	<p>3W TWIN LAMP SELF-CONTAINED EMERGENCY LIGHTING LUMINAIRE</p> <p>Input Voltage: 240V±10%, 50Hz Battery: Hi-Temp. Nickel Cadmium Battery Operating Temperature: 0°C to 60°C Backup Time: 3 Hours Duration Compliance: Malaysia Standards MS-619 IP: IP20</p>
<p>LE-908SL</p> <p>ECONLITE</p>  <p>LED KELUAR / EXIT Sign Light</p>	<p>10 X SMD SINGLE SIDE Y SELF-CONTAINED EMERGENCY KELUAR SIGN</p> <p>Input Voltage: 240V±10%, 50Hz Battery: Hi-Temp. Nickel Cadmium Battery Operating Temperature: 0°C to 60°C Backup Time: 3 Hours Duration Compliance: Malaysia Standards MS-893 IP: IP20</p>
<p>LE-213 / R</p> <p>ECONLITE</p>  <p>LED KELUAR / EXIT Sign Light</p>	<p>10 X SMD DOUBLE SIDE Y SELF-CONTAINED EMERGENCY KELUAR SIGN</p> <p>Input Voltage: 240V±10%, 50Hz Battery: Hi-Temp. Nickel Cadmium Battery Operating Temperature: 0°C to 60°C Backup Time: 3 Hours Duration Compliance: Malaysia Standards MS-983 IP: IP20</p>

H HYGROW LED ARCHITECTURAL / COMPOUND & GARDEN LIGHT

Model	Specification
<p>VSL-OS-TR</p>  <p>Optional:</p> <p>LED Track Spotlight</p>	<p>Power: 15W / 20W / 28W / 42W Lumen: 1,600lm / 2,400lm / 3,200lm / 4,800lm LED: OSRAM Driver: TRIDONIC Power Factor: 0.9 CRI: 80Ra CCT: 3000K Rated Life: 50,000K Hours</p>
<p>VSL-8MR</p>  <p>LED Adjustable LED Recessed Light</p>	<p>Power: 4.7W / 9.4W / 14.1W Lumen: 350lm / 700lm / 1,050lm LED: OSRAM GU10 Driver: OSRAM Power Factor: 0.5 CRI: 80Ra CCT: 3000K Rated Life: 15,000K Hours</p>
<p>VSL-OS121</p>  <p>LED Surface Downlight</p>	<p>LED SURFACE DOWNLIGHT FOR E27 LED BULB</p> <p>Housing is Fabricated From Aluminium Anodized Aluminium Reflector Ceramic Lampholder (E27) Nylon Connecting Devices (3 Way) Pre-Connected With PVC Cable Electrostatically Polyester Powder Coated IP: IP20</p>
<p>VSL-BOL</p>  <p>LED Bollard Light</p>	<p>Power: 8.5W Lumen: 806lm LED: OSRAM LED Stick Driver: OSRAM Power Factor: 0.5 CRI: 80Ra CCT: 6500K Rated Life: 15,000K Hours</p>
<p>VSL-AL-101</p>  <p>LED Garden Light</p>	<p>Power: 50W / 100W Lumen: 3000lm / 7000lm</p> <p>Aluminium Top Plate & Inner Reflector Electrostatically Polyester Powder Coated Acrylic Clear Diffuser Stainless Steel Screws Sealed With Silicone Gasket Mounting On Pole - Suitable For Pole Size D76mm</p>
<p>VSL-GL</p>  <p>LED Grow Light</p>	<p>Power 20W / 30W Photon Flux 40 / 60 $\mu\text{mol/s}$ Efficiency 2 $\mu\text{mol/J}$ Optics Glue Coating (transmission >97%) Beam Angle 120° Dimension 1095mm*47.9mm*32.6mm IP IP65 Housing Aluminium PF >0.9</p>



H HYGROW LED SIGNALLING / INSECT KILLER / GERMICIDAL UVC LIGHT

Model	Specification
<p>LTE-1101J</p>  <p>Signalling LED Flashing Light</p>	<p>Size: 4" Input Voltage: DC12V / DC24V / AC110V / DC230V Colour: RED / AMBER / GREEN / BLUE Buzzer: Yes</p>
<p>S100DL</p>  <p>Signalling LED Flashing Light</p>	<p>Size: 4" Input Voltage: DC12V / DC24V / AC110V / DC220V Colour: RED / AMBER / GREEN / BLUE Buzzer: Yes IP: IP54</p>
<p>LP-CHLJ</p>  <p>Insect Killer</p>	<p>Power: 2 x 10W / 2 x 20W Material: Aluminium Alloy Frequency: 50Hz Charging voltage: AC220 ~ 240V Grill voltage: 1800V / 2000V Effective area: 50 m² / 80 m² Product size: 38 x 10.5 x 29.5cm / 64 x 10.5 x 36.4cm</p>
<p>VSL-GA-225</p>  <p>Germicidal UVC Light</p>	<p>Lamp: Philips TUV 25W G25 T5 x 2 Power: 50.9W Total Ultraviolet Output: 16.0W Light Wave : 254 nanometers Dimension: 545mm x 130mm x 50mm Weight: 1.55kg Rated Life: 9,000 Hours Coverage: 900 feet²</p>
<p>VSL-GA-16</p>  <p>Germicidal UVC Upper Air Sterilizer</p>	<p>Lamp: Philips TUV 16W T5 x 1 Power: 16W Total Ultraviolet Output: 16.0W Light Wave: 254 nanometers Dimension: 350mm x 100mm x 85mm Weight: 0.9kg Rated Life: 10,000 Hours Coverage: 300 feet²</p>
<p>VSL-GA-35</p>  <p>Germicidal UVC Air Sterilizer</p>	<p>Lamp: Philips TUV 35W PLL HO x 1 Power: 35W Total Ultraviolet Output: 16.0W Light Wave: 254 nanometers Dimension: 350mm x 120mm x 120mm Weight: 2.2kg Rated Life: 9,000 Hours Coverage: 800 feet²</p>