

MyCare LEDBright Pre Launch Info

PHILIPS

MyCare LEDBright



MyCare LEDBright

Switch to Extra Brightness!!!




Higher power, Higher brightness

12^W LED +1,3,5 Watt → 15^W LED

Entry bulb
6,8,10,12W

LEDBright
13, 15,17W

Bigger is Brighter



Larger light surface

Unique Concave Optic



Wide beam for extra brightness

More Lumen Outputs



Benefits

Design Highlights

- Form factor is designed as a direct retrofit of GLS and CFLi
- Unique concave optical design casts a wide beam for extra brightness
- Long lifetime of 15 years (if lit 2.7 hours per day across 365 days)
- Warm white CCT 3000K and cool daylight CCT 6500K available
- Environmentally friendly, no Mercury or any other hazardous substances
- Low Carbon Footprint
- Workable with 100-250V

Applications

Ambiance and unique experience in public areas like:

- Elite shops
- Corridors / Stairways / Washrooms
- Lobby / Reception areas
- Hotel rooms / Bars
- Homes

Application Notes

- Operating temperature range is between -20 °C and 45 °C ambient
- Only to apply in dry or damp locations and most of open fixtures with E27 lamp-holders that offer sufficient space (10 mm free air space)
- Not intended for use with emergency light fixtures or exit lights
- Not intended for enclosed luminaires



MyCare LEDBright

The new LEDBright family is designed to be “brighter”


Higher power, Higher brightness



Entry bulb
6,8,10,12W

LEDBright
13, 15,17W

Bigger is Brighter



Larger light surface

Unique Concave Optic



Wide beam for extra brightness

More Lumen Outputs



PHILIPS

MyCare LED



Switch to **extra brightness**

Experience extra bright, long-lasting lamps.

You'll find that Philips MyCare LED bulb brings a comfortable, energy-efficient and long-lasting lamp with a concave design that casts a wide beam for extra brightness.










Innovation + you



* Designed for the comfort of your eyes. Visit www.philips.com/lighting for filters, dimmers and other EyeComfort solutions and product details.

MyCare LEDBright

Perfect Design and brightness for Conventional Downlight Casings

		6 inch"	4 inch" short cone	4 inch" long cone	3 inch"
T60 1300 1600		Fit 	Fit 	Fit 	Not fit
T70 2000/ 2350		Fit 	Fit 	Not fit	Not fit

MyCare LEDBright

Technical Data and Ordering Code

Technical Specifications

Product type	Wattage (W)	Cap	CCT (K)	Voltage (V)	Frequency (Hz)	Bulb shape	Lumen (Lm)	Luminous efficacy (Lm/W)	Lifetime (hours)	CRI	Dim	Sub Region	Tc Max
13W 3000K	13	E27/B22	3000	220-240	50/60	T60	1500	115	15000	80	No	China, GM	77
13W 6500K	13	E27/B22	6500	220-240	50/60	T60	1600	123	15000	80	No	China, GM	77
15W 3000K	15	E27/B22	3000	220-240	50/60	T70	1800	120	15000	80	No	China, GM	75
15W 6500K	15	E27/B22	6500	220-240	50/60	T70	2000	133	15000	80	No	China, GM	75
17W 3000K	17	E27/B22	3000	220-240	50/60	T70	2250	132	15000	80	No	China, GM	80
17W 6500K	17	E27/B22	6500	220-240	50/60	T70	2350	138	15000	80	No	China, GM	80



Ordering Codes

12NC	Product Description	Power (W)	Lum. Flux (lm)	CCT (K)	List Price (RM)	Remarks	Bar Code
929002433207	LEDBright 13W E27 3000K 230V 1CT/12 APR	13W	1500 lm	3000K	21.90	Launch in Dec 2020	871951425285100
929002433307	LEDBright 13W E27 6500K 230V 1CT/12 APR	13W	1600 lm	6500K	21.90	Launch in Dec 2020	871951425287500
929002433407	LEDBright 15W E27 3000K 230V 1CT/12 APR	15W	1800 lm	3000K	24.90	Launch in Dec 2020	871951425289900
929002433507	LEDBright 15W E27 6500K 230V 1CT/12 APR	15W	2000 lm	6500K	24.90	Launch in Dec 2020	871951425291200
929002433607	LEDBright 17W E27 3000K 230V 1CT/12 APR	17W	2250 lm	3000K	26.90	Launch in Dec 2020	871951425293600
929002433707	LEDBright 17W E27 6500K 230V 1CT/12 APR	17W	2350 lm	6500K	26.90	Launch in Dec 2020	871951425295000

MyCare LEDBright

Packaging Details



Signify