

# FSL

LIGHT UP THE WORLD

## LED Flood light with infrared sensor



SAFE  
DESIGN




RELIABLE  
PERFORMANCE



AESTHETIC  
APPEARANCE


FSL

LED Flood light with infrared sensor



Induction function design

Adjustable induction distance, working environment, working hours




High brightness

SMD2835 LED Chip



Villa

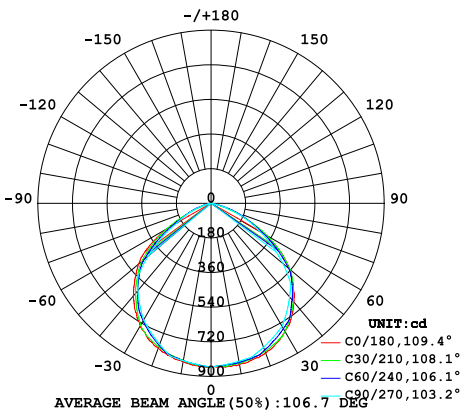


Garden

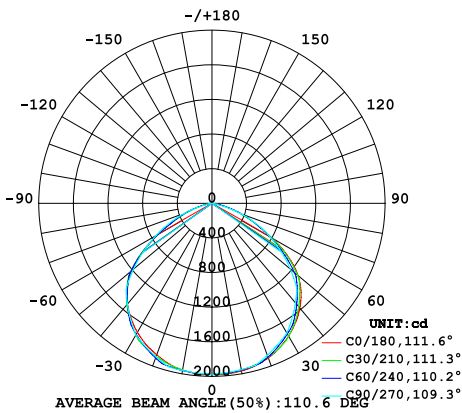


Backyard

Photometric Data



20W



50W

Code	Power (W)	CCT 3000/4000/6500K	CRI	Beam Angle	Size (mm)	Protection level	Life (hrs)
FSF111-10	10	800	80	100°	166x106x55	IP65	17000
FSF111-20	20	1600	80	100°	189x129x55	IP65	17000
FSF111-30	30	2400	80	100°	254x173x55	IP65	17000
FSF111-50	50	4000	80	100°	285x205x55	IP65	17000