



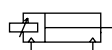


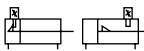


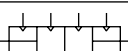





Series variation

Medium bore size cylinder CMK2 Series

- SCP*3
- CMK2
- CMA2
- SCM
- SCG
- SCA2
- SCS2
- CKV2
- CAV2/
COVPIN2
- SSD2
- SSG
- SSD
- CAT
- MDC2
- MVC
- SMG
- MSD/
MSDG
- FC*
- STK
- SRL3
- SRG3
- SRM3
- SRT3
- MRL2
- MRG2
- SM-25
- ShkAbs
- FJ
- FK
- Spd
Contr
- Ending

Variation	Model No. JIS symbol	Bore size (mm)	Standard stroke length (mm)								Min. stroke length (mm)	Max. stroke length (mm)	Custom stroke length (per mm)	Basic		Axial foot Two sides
			25	50	75	100	150	200	250	300				00	LB	
Double acting	CMK2 	φ20/φ25/φ32/φ40	●	●	●	●	●	●	●	●	5	750	1	●	●	
Single acting/ push	CMK2-S 	φ20/φ25	●	●	●	●	●				5	300	1	●	●	
		φ32/φ40	●	●	●	●	●	●					300		●	●
Single acting/pull	CMK2-SR 	φ20/φ25	●	●	●	●	●				5	300	1	●	●	
		φ32/φ40	●	●	●	●	●	●					300		●	●
Double acting/ stroke adjustable (push)	CMK2-P 	φ20/φ25	●	●	●	●	●	●	●		25	450	1	●	●	
		φ32	●	●	●	●	●	●	●			430		●	●	
		φ40	●	●	●	●	●	●	●			400		●	●	
Double acting/stroke adjustable (pull)	CMK2-R 	φ20/φ25/φ32/φ40	●	●	●	●	●	●	●		25	750	1	●	●	
Double acting/heat resistant	CMK2-T 	φ20/φ25/φ32/φ40	●	●	●	●	●	●	●		5	750	1	●	●	
Double acting/rubber-air cushioned	CMK2-*C	φ20/φ25/φ32/φ40	●	●	●	●	●	●	●		5	750	1	●	●	
Double acting/air cushioned	CMK2-C 	φ20/φ25/φ32/φ40	●	●	●	●	●	●	●		5	750	1	●	●	
Double acting/position locking	CMK2-Q 	φ20/φ25/φ32/φ40	●	●	●	●	●	●	●		5	750	1	●	●	
Double acting/fine speed	CMK2-F 	φ20/φ25/φ32/φ40	●	●	●	●	●	●	●		5	750	1	●	●	
Double acting/ double rod	CMK2-D 	φ20/φ25	●	●	●	●	●	●	●		5	500	1	●	●	
		φ32	●	●	●	●	●	●	●			480		●	●	
		φ40	●	●	●	●	●	●	●			450		●	●	
Double acting/back to back	CMK2-B 	φ20/φ25/φ32/φ40	●	●	●	●	●	●	●		5	750	1	●	●	
Double acting/rotation-stop	CMK2-M 	φ20/φ25/φ32/φ40	●	●	●	●	●	●	●		5	750	1	●	●	
Double acting built-in speed controller	CMK2-Z	φ20/φ25/φ32/φ40	●	●	●	●	●	●	●		5	750	1	●	●	
Double acting/low hydraulic	CMK2-H 	φ20/φ25/φ32/φ40	●	●	●	●	●	●	●		5	750	1	●	●	
Double acting/coolant proof	CMK2-G2/G3 	φ20/φ25/φ32/φ40	●	●	●	●	●	●	●		5	750	1	●	●	

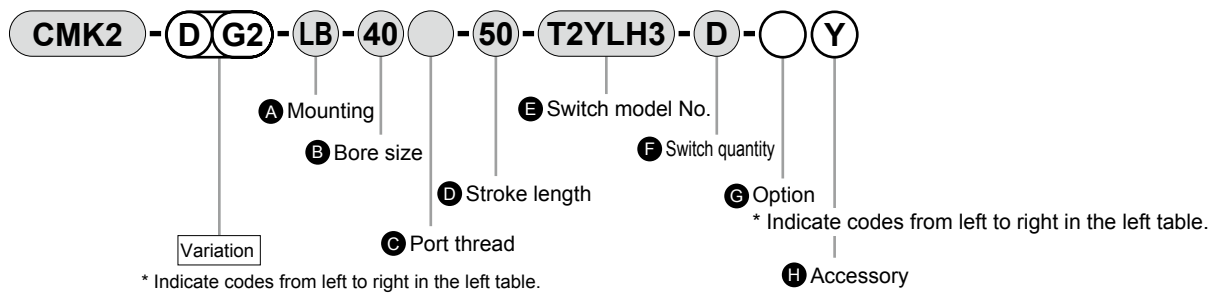
●: Standard, ○: Option, ○: Custom order, ■: Not available

Mounting										Option							Accessory			Switch	Page
Axial foot One side	Rod side flange	Head side flange	Eye bracket	Eye bracket integrated	Eye bracket bush pressfit	Clevis bracket	Rod side trunnion	Head side trunnion	Bellows (100°C)	Bellows (250°C)	With push-in fitting, straight	With push-in fitting, elbow	Piston rod material change	Boss cutoff	Copper and PTFE free	Rod eye	Rod clevis	Clevis bracket			
LS	FA	FB	CA	CC	CC1	CB	TA	TB	J	L	F	FE	M	V	P6	I	Y	B2			
●	●	●	●	●	●	●	●	●	○	○	○	○	○	○	○	○	○	○	○	○	84
●	●	●	●	●	●	●	●	●	○	○	○	○	○	○	○	○	○	○	○	○	98
●	●	●	●	●	●	●	●	●	○	○	○	○	○	○	○	○	○	○	○	○	104
●	●	●	●	●	●	●	●	●	○	○	○	○	○	○	○	○	○	○	○	○	110
●	●	●	■	■	■	■	●	●	○	○	○	○	○	○	○	○	○	○	○	○	116
●	●	●	■	■	■	■	●	●	○	○	○	○	○	○	○	○	○	○	○	○	122
●	●	●	■	■	■	■	●	●	○	○	○	○	○	○	○	○	○	○	○	○	126
●	●	●	■	■	■	■	●	●	○	○	○	○	○	○	○	○	○	○	○	○	134
●	●	●	■	○ ^{*1}	○ ^{*1}	●	● ^{*2}	● ^{*1}	○	○	○	○	○	○	○	○	○	○	○	○	140
●	●	●	■	●	●	●	●	●	○	○	○	○	○	○	○	○	○	○	○	○	146
●	●	■	■	■	■	■	●	■	○	○	○	○	○	○	○	○	○	○	○	○	150
●	●	■	■	■	■	■	●	■	○	○	○	○	○	○	○	○	○	○	○	○	156
●	●	●	■	■	■	■	●	●	○	○	○	○	○	○	○	○	○	○	○	○	162
●	●	●	■	■	○	●	●	●	○	○	○	○	○	○	○	○	○	○	○	○	168
●	●	●	■	■	●	●	●	●	○	○	○	○	○	○	○	○	○	○	○	○	174
●	●	●	■	■	●	●	●	●	○	○	○ ^{*3}	○ ^{*3}	○	○	○	○	○	○	○	○	178

*1: Available for the rod-side position locking. *2: Available for the head-side position locking. *3: Available for G2.

SCP*3
CMK2
CMA2
SCM
SCG
SCA2
SCS2
CKV2
CAV2/COVP/IN2
SSD2
SSG
SSD
CAT
MDC2
MVC
SMG
MSD/MSDG
FC*
STK
SRL3
SRG3
SRM3
SRT3
MRL2
MRG2
SM-25
ShkAbs
FJ
FK
Spd Contr
Ending

[Example of model No.]



Model No.: Double acting/standard

- Variation : Double rod/coolant proof scraper
- A Mounting : Two-sided foot
- B Bore size : $\phi 40$ mm
- C Port thread : Rc thread
- D Stroke length : 50 mm
- E Switch model No. : Coolant proof switch, lead wire length 3 m
- F Switch quantity : 2
- G Option : None
- H Accessory : Rod clevis

*1: The back to back includes two cylinders. Specify the model No. as below when ordering variations.

For S1 variations only, insert the variation code before the stroke length of S1.

(Example) CMK2-B-32-H25-50: S1 only is low hydraulic.

For S2 variations only, insert the variation code before the stroke length of S2.

(Example) CMK2-B-32-25-H50: Only S2 is the low hydraulic.

When ordering the same variation for S1 and S2, insert the variation code before the bore size.

(Example) CMK2-BH-32-25-50: Both S1 and S2 are low hydraulic.

SCP*3

CMK2

CMA2

SCM

SCG

SCA2

SCS2

CKV2

CAV2/
COVP/N2

SSD2

SSG

SSD

CAT

MDC2

MVC

SMG

MSD/
MSDG

FC*

STK

SRL3

SRG3

SRM3

SRT3

MRL2

MRG2

SM-25

ShkAbs

FJ

FK

Spd
Contr

Ending