

RubineTM
I T A L I A

REDEFINE THE WAY OF LIFE



SCAN HERE TO
DOWNLOAD
THIS COPY

REDEFINE YOUR
KITCHEN EXPERIENCE

NEW DESIGNER SLANTED HOOD

NEORA

ENHANCED EXTRACTION WITH **H²MELTZ TECHNOLOGY**

PREMIUM
MATTE
BLACK

MODERN &
MINIMALIST
DESIGN

RCH-NEORA-90BL



H²MELTZ TECHNOLOGY

Activate for 10 minutes to melt stubborn grease at 80°C.



CUT DOWN
80%
CLEANING
TIME



QUICK EXTRACTION

The perfect position of the extraction chamber provides powerful suction that absorbs smoke, grease & odour quickly while you cook.

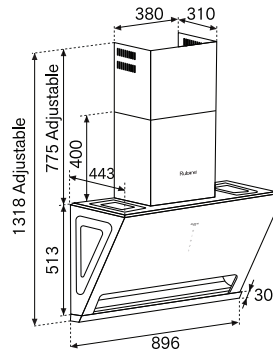
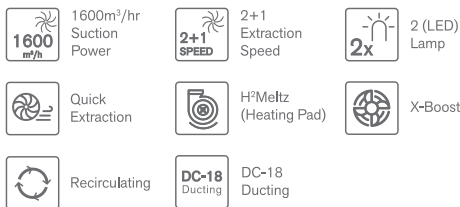


NEW

RCH-NEORA-90BL



Type	Slanted Hood
Suction power	1,600 m3/hr
Control panel type	Sensor Touch
Extraction speed	2 + 1 (X-Boost)
Oil filter type	Ergonomic Baffle
Oil cup/trap	Yes (outer)
Charcoal filter	✓
Lamp	2 (LED)
Delay timer	✓
Product Dimension (W x D x H mm)	896 x 443 x 943-1318

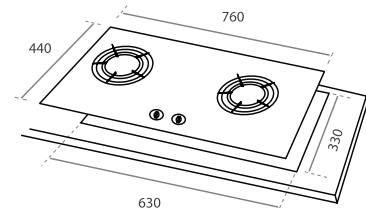


[LP] WM : RM 1,780
EM : RM 1,890

RGH-VISTA2B-BL



Flame power (kW)	L:5.0 R:5.0
Flame style	Vortex / Twister
Surface material	Tempered Glass
Burner material	SS + Brass
FFD protection	✓
Ignition	Battery
Type of gas	LPG
Pan support	Cast Iron
Wok stand	✓
Product Dimension (W x D mm)	760 x 440
Cut-out Dimension (W x D mm)	630 x 330



[LP] WM : RM 780
EM : RM 830

WM : RM 2,308
EM : RM 2,448

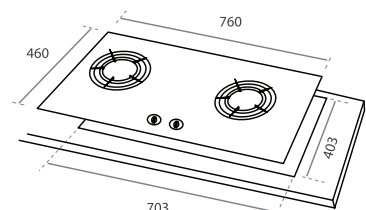
UPGRADE TO 3 BURNERS VISTA3B
ADD ON
WM : RM 190
EM : RM 200

2 ITEMS NOW

RGH-FIGATA2B-BL



Flame power (kW)	L:5.0 R:5.0
Flame style	Dritto / Straight
Surface material	Tempered Glass
Burner material	Brass
FFD protection	✓
Ignition	Battery
Type of gas	LPG
Pan support	Cast Iron
Wok stand	✓
Product Dimension (W x D mm)	760 x 460
Cut-out Dimension (W x D mm)	703 x 403



[LP] WM : RM 800
EM : RM 850

WM : RM 2,328
EM : RM 2,468

2 ITEMS NOW

COMPACT SLANTED HOOD

CASSERA

RCH-CASSERA-90BL

WITH COOL BREEZE TECHNOLOGY




H²MELTZ TECHNOLOGY



CUT DOWN

80%
CLEANING
TIME



Activate for 15 minutes
to melt stubborn grease
at 80°C.




RCH-CASSERA-90BL

Suction Power: 1,650m³/hr



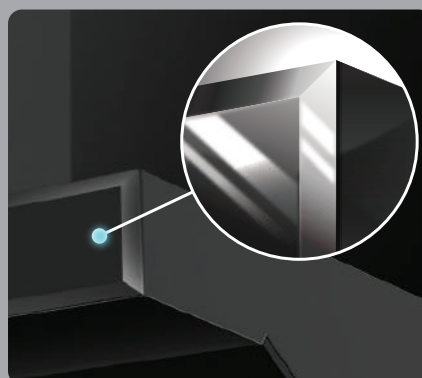
COOL BREEZE TECHNOLOGY



Cool breeze blowing from the upper chamber provides you with a soothing and more comfortable cooking environment.



BEVELED GLASS PANEL



Our beveled glass design brings modernity to your kitchen.



SMART SENSOR



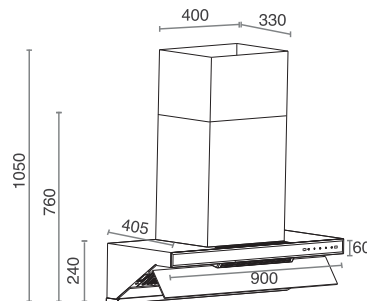
With a wave of your palm, you can turn on the X-Boost mode, with a wave in an opposite direction to turn it off.

RCH-CASSERA-90BL



Type	Compact Slanted Hood
Suction power	1,650 m3/hr
Control panel type	Sensor Touch
Extraction speed	2 + 1 (X-Boost)
Oil filter type	Ergonomic Baffle
Oil cup/trap	Yes (outer)
Charcoal filter	√
Lamp	2 (LED)
Delay timer	√
Product Dimension (W x D x H mm)	900 x 405 x 760-1050

1650m³/hr Suction Power	2+1 Extraction Speed	2 (LED) Lamp
Cool Breeze	Beveled Glass Panel	Smart Sensor
H²Meltz (Heating Pad)	Recirculating	X-Boost
DC-18 Ducting		



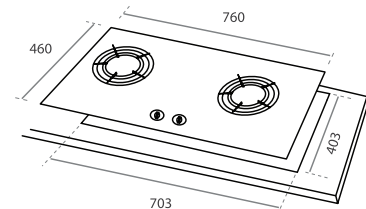
[LP] WM : RM 2,820
EM : RM 2,990

RGH-FIGATA2B-BL



5.0kW Flame Power	Flame Failure Device (FFD) Protection	Battery Ignition	Dritto Flame Style
Convex Burner Plate			

Flame power (kW)	L:5.0 R:5.0
Flame style	Dritto / Straight
Surface material	Tempered Glass
Burner material	Brass
FFD protection	√
Ignition	Battery
Type of gas	LPG
Pan support	Cast Iron
Wok stand	√
Product Dimension (W x D mm)	760 x 460
Cut-out Dimension (W x D mm)	703 x 403



[LP] WM : RM 800
EM : RM 850

WM : **RM 3,268**
EM : **RM 3,458**

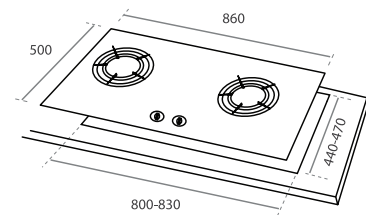
2 ITEMS NOW

RGH-DAKKA2B-BL



6.3kW Flame Power	8-Flame Level	Battery Ignition	Flame Failure Device (FFD) Protection
TRIO Ring	Dritto Flame Style	Timer	Smart/Auto Ignition
		Flexi Cut-out	

Flame power (kW)	L:6.3 R:6.3
Flame style	Dritto Flame
Surface material	Tempered Glass
Burner material	Brass
FFD protection	√
Ignition	Battery
Type of gas	LPG
Pan support	Cast Iron
Wok stand	√
Product Dimension (W x D mm)	860 x 500
Cut-out Dimension (W x D mm)	800-830 x 440-470



[LP] WM : RM 1,730
EM : RM 1,840

WM : **RM 4,098**
EM : **RM 4,338**

2 ITEMS NOW

ASPIRA➔

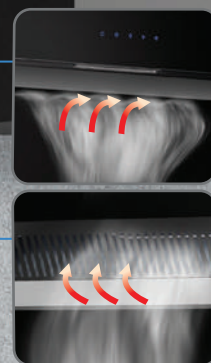
RCH-ASPIRA-90SS

EXCELLENT EXTRACTION SYSTEM WITH
DUAL SUCTION TECHNOLOGY



RCH-ASPIRA-90SS

DUAL SUCTION
CHAMBER
FOR EXCELLENT &
COMPLETE
EXTRACTION



DUAL
SUCTION

DUAL SUCTION



The new hood comes with dual suction zones for quicker and more powerful extraction.



SMART
SENSOR

SMART SENSOR

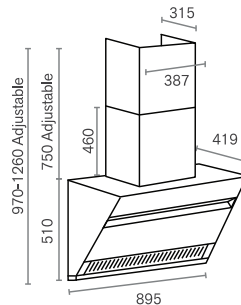


With a wave of your palm, you can turn on/off the hood without having to touch the control panel.

RCH-ASPIRA-90SS



Type	Slanted Hood
Suction power	1,500 m ³ /hr
Control panel type	Sensor Touch
Extraction speed	2 + 1 (X-Boost)
Oil filter type	Ergonomic Baffle
Oil cup/trap	Yes (outer)
Charcoal filter	✓
Lamp	1 (LED)
Delay timer	✓
Product Dimension (W x D x H mm)	895 x 419 x 970-1260

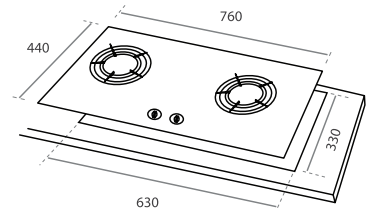


[LP] WM : RM2,000
EM : RM2,120

RGH-VISTA2B-BL



Flame power (kW)	L:5.0 R:5.0
Flame style	Vortex / Twister
Surface material	Tempered Glass
Burner material	SS + Brass
FFD protection	✓
Ignition	Battery
Type of gas	LPG
Pan support	Cast Iron
Wok stand	✓
Product Dimension (W x D mm)	760 x 440
Cut-out Dimension (W x D mm)	630 x 330




[LP] WM : RM 780
EM : RM 830

WM : **RM 2,508**
EM : **RM 2,658**

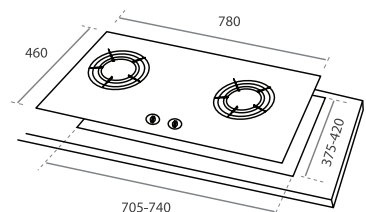
UPGRADE TO 3 BURNERS VISTA3B
ADD ON
WM : RM190
EM : RM200

2 ITEMS NOW

RGH-TREZZA2B-BL



Flame power (kW)	L:6.3 R:6.3
Flame style	Dritto Flame
Surface material	Tempered Glass
Burner material	Brass
FFD protection	✓
Ignition	Battery
Type of gas	LPG
Pan support	Cast Iron
Wok stand	✓
Product Dimension (W x D mm)	780 x 460
Cut-out Dimension (W x D mm)	705-740 x 375-420



[LP] WM : RM 1,420
EM : RM 1,510

WM : **RM 3,078**
EM : **RM 3,268**

2 ITEMS NOW

NEW **V-series**

PREMIUM ELECTRIC HOB WITH **KONSTEC** HEAT CONTROL



BEVELED
GLASS



AL
ALUMINIUM
FRAME




SC
Glass

SCHOTT
CERAN®
(Germany)

SCHOTT CERAN® BEVELED GLASS WITH ALUMINIUM FRAME

Environmentally friendly, highly durable with unsurpassed quality, Schott Ceran® offers just the perfect solution for modern cooking. Beveled glass with aluminium frame exudes elegance & add stylishness to your kitchen.




PRODUCT FEATURED: RCH-VALIDO44-BL



E.G.O HEATING ELEMENT

German made E.G.O heating element provides excellent reliability & durability.




KONSTEC
HEAT
CONTROL



OVER
HEATING
PROTECTION

KONSTEC HEAT CONTROL WITH OVERHEATING PROTECTION

With **KONSTEC** heat control technology, the temperature is electronically controlled to provide constant and more uniform distribution of cooking heat. It also comes with a built-in overheat protection sensor to provide extra safety and avoid the vitro-ceramic glass surface being damaged by overheating.




ELECTRIC HOB TOP-UP

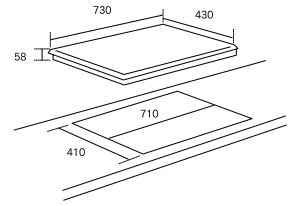
Upgrade From VISTA2B Package

For Built-in Electric Hob

NEW RCH-VALIDO44-BL



Type / Series	Hybrid - Horizontal
Energy Power Level (kW)	L: 2.2 (X-Boost) R: 2.2
Power Level	9
Surface Material	Vitro-Ceramic Glass
Timer	✓
Safety Lock	✓
Product Dimension (WxDxHmm)	730 x 430 x 58
Cut-out Dimension (WxDmm)	710 x 410



[LP] WM : RM 2,450
EM : RM 2,600

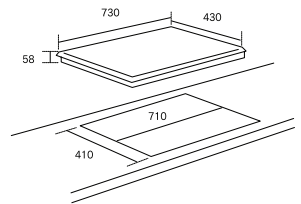
WM : **RM 1,500**
EM : **RM 1,590**

Only Add On

NEW RIH-VELOCE44-BL



Type / Series	Induction - Horizontal
Energy Power Level (kW)	L:2.2 R:2.2
Power Level	9
Surface Material	Vitro-Ceramic Glass
Timer	✓
Safety Lock	✓
Product Dimension (WxDxHmm)	730 x 430 x 58
Cut-out Dimension (WxDmm)	710 x 410



[LP] WM : RM 2,230
EM : RM 2,370

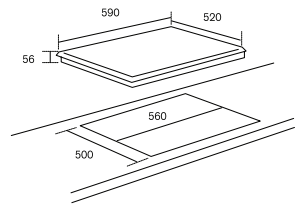
WM : **RM 1,300**
EM : **RM 1,380**

Only Add On

NEW RIH-VELOCE58-BL



Type / Series	Induction - European
Energy Power Level (kW)	LF: 2.0 LR: 1.5 R: 2.3
Power Level	9
Surface Material	Vitro-Ceramic Glass
Timer	✓
Safety Lock	✓
Product Dimension (WxDxHmm)	590 x 520 x 56
Cut-out Dimension (WxDmm)	560 x 500



[LP] WM : RM 2,000
EM : RM 2,120

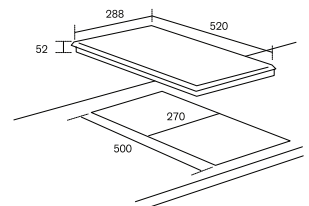
WM : **RM 1,090**
EM : **RM 1,160**

Only Add On

NEW RCE-VULCAN30-BL



Type / Series	Ceramic - Domino
Energy Power Level (kW)	F:1.2 R:1.8
Power Level	9
Surface Material	Vitro-Ceramic Glass
Timer	✓
Safety Lock	✓
Product Dimension (WxDxHmm)	288 x 520 x 52
Cut-out Dimension (WxDmm)	270 x 500

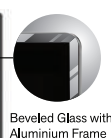


[LP] WM : RM 1,200
EM : RM 1,270

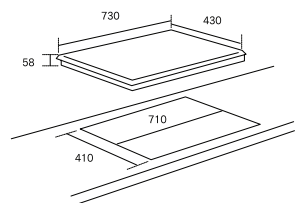
WM : **RM 370**
EM : **RM 390**

Only Add On

NEW RCE-VULCAN40-BL



Type / Series	Ceramic - Horizontal
Energy Power Level (kW)	L:1.8 R:2.2
Power Level	9
Surface Material	Vitro-Ceramic Glass
Timer	✓
Safety Lock	✓
Product Dimension (WxDxHmm)	730 x 430 x 58
Cut-out Dimension (WxDmm)	710 x 410



[LP] WM : RM 1,490
EM : RM 1,580

WM : **RM 630**
EM : **RM 670**

Only Add On

TRIO
SERIES

DAKKA & TREZZA

The Perfect Gas Hob for Your Kitchen



TRIO | TRIPLE RING

Unique triple ring burner

HIGH FLAME POWER

Flame power & heat efficiency is the core for fast cooking.

Our unique triple-ring burner

is rated at **6.3KW** 🔥



Level 1
Flame for heat preservation



Level 2
Flame for stew



Level 3
Flame for cooking soup



Level 4
Flame for frying



Level 5
Flame for steam



Level 6
Synchronous flame (Min)



Level 7
Synchronous flame (Middle)



Level 8
Maximum flame for stir frying

8 Flame Level:

There are 8 levels of fire settings to suit various types of cooking needs. Clockwise operation – inner, center & outer ring can be adjusted synchronously. Anti-clockwise – flame will extinguish progressively from outer to center ring, the inner ring remains at the lowest flame level for heat preservation.

Synchronous Flame:

Most conventional hobs in the market suffer from uneven flame output which resulted in under or over-cooked on certain parts of the cookware. Our TRIO triple ring burner ensures synchronous flames and even distribution of heat which make cooking so much easier.



SMART TIMER

Independent digital timer control for both sides, up to **180** minutes.

FLEXIBLE CUT-OUT

To fit different cut-out sizes, convenient for hob replacement.



SMART IGNITION

Our smart ignition technology allows you to just press & turn the knob to your desirable flame setting and it will ignite automatically.

EUROPEAN PREMIUM DESIGN

Enhance the aesthetics of your kitchen with our latest square pan support design, premium looking and practical.



TRIO
SERIES

DAKKA & TREZZA

The Perfect Gas Hob for Your Kitchen



RGH-DAKKA2B-BL

6.3 (L) ; 6.3 (R)

Dritto Flame

Tempered glass

Brass

✓

Battery

LPG

Cast Iron

✓

860 x 500

800-830 x 440 - 470

Specification

Flame power (kw)

Flame Style

Surface Material

Burner Material

FFD protection

Ignition

Type of gas

Pan Support

Wok Stand

Glass Size (mm)

Cut-out size (mm)

RGH-TREZZA2B-BL

6.3 (L) ; 6.3 (R)

Dritto Flame

Tempered glass

Brass

✓

Battery

LPG

Cast Iron

✓

780 x 460

705 - 740 x 375 - 420

USP

✓

✓

✓

✓

✓

TriO Ring

8 Flame Level

Timer Control

Flexible cut-out

Smart Ignition

✓

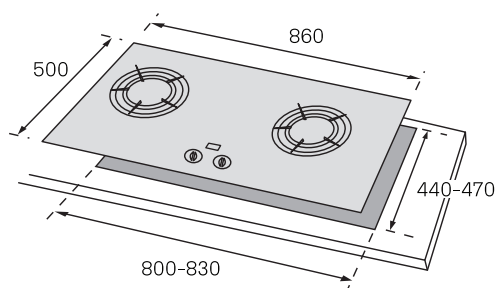
✓

X

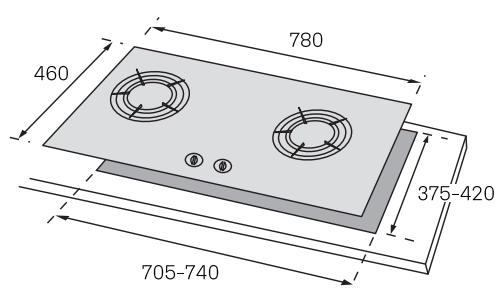
✓

✓

Product Diagram



RGH-DAKKA2B-BL

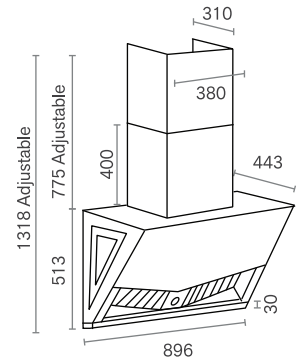


RGH-TREZZA2B-BL



RCH-MARK-90BL

Type	Slanted Hood
Suction power	1,400 m3/hr
Control panel type	Sensor Touch
Extraction speed	2
Oil filter type	Ergonomic Baffle
Oil cup/trap	Yes (outer)
Charcoal filter	✓
Lamp	1 (LED)
Delay timer	✓
Product Dimension (W x D x H mm)	896 x 443 x 943-1318

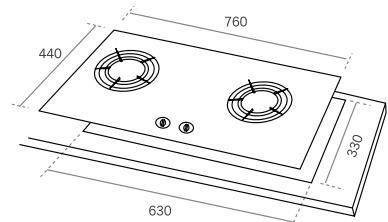


[LP] WM : RM 1,480
EM : RM 1,570

RGH-BRAVA2B-BL



Flame power (kW)	L:4.5 R:4.5
Flame style	Vortex / Twister
Surface material	Tempered Glass
Burner material	SS + Brass
FFD protection	✓
Ignition	Battery
Type of gas	LPG
Pan support	Cast Iron
Wok stand	✓
Product Dimension (W x D mm)	760 x 440
Cut-out Dimension (W x D mm)	630 x 330



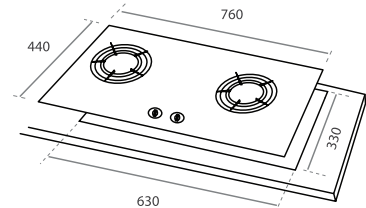
[LP] WM : RM 750
EM : RM 800
WM : **RM 2,008**
EM : **RM 2,128**

2 ITEMS NOW

RGH-VISTA2B-BL



Flame power (kW)	L:5.0 R:5.0
Flame style	Vortex / Twister
Surface material	Tempered Glass
Burner material	SS + Brass
FFD protection	✓
Ignition	Battery
Type of gas	LPG
Pan support	Cast Iron
Wok stand	✓
Product Dimension (W x D mm)	760 x 440
Cut-out Dimension (W x D mm)	630 x 330



[LP] WM : RM 780
EM : RM 830
WM : **RM 2,038**
EM : **RM 2,158**

UPGRADE TO 3 BURNERS VISTA3B

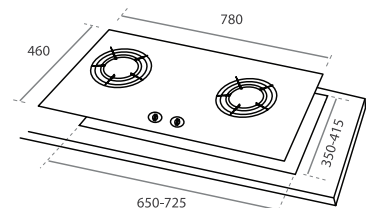
ADD ON
WM : RM190
EM : RM200

2 ITEMS NOW

RGH-FOTEZ2B-BLFX



Flame power (kW)	L:5.0 R:5.0
Flame style	Dritto / Straight
Surface material	Tempered Glass
Burner material	Brass
FFD protection	✓
Ignition	Battery
Type of gas	LPG
Pan support	Cast Iron
Wok stand	Cast Iron
Product Dimension (W x D mm)	780 x 460
Cut-out Dimension (W x D mm)	650-725 x 350-415

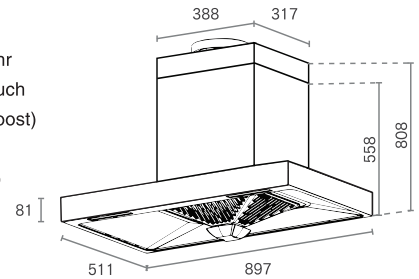


[LP] WM : RM 1,630
EM : RM 1,730
WM : **RM 2,798**
EM : **RM 2,968**

2 ITEMS NOW

RCH-BOXLINE X-90SS


Type	T - Hood
Suction power	1,400 m3/hr
Control panel type	Sensor Touch
Extraction speed	2 + 1 (X-boost)
Oil filter type	Pyramidal
Oil cup/trap	Yes (outer)
Charcoal filter	✓
Lamp	2 (LED)
Delay timer	✓
Product Dimension (W x D x H mm)	897 x 511 x 558-808



1400m ³ /hr Suction Power	2+1 Extraction Speed	2 (LED) Lamp	Recirculating	DC-18 Ducting
X-Boost	Beveled Glass Panel	Invisible Control Panel	Easy Maintenance	

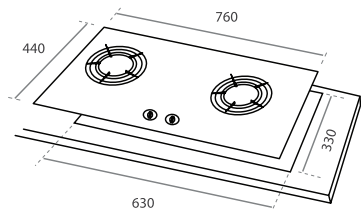
[LP] WM : RM 1,660

EM : RM 1,760

RGH-VISTA2B-BL


5.0kW Flame Power	Flame Failure Device (FFD) Protection	Battery Ignition	Vortex Flame Style
-------------------	---------------------------------------	------------------	--------------------

Flame power (kW)	L:5.0 R:5.0
Flame style	Vortex / Twister
Surface material	Tempered Glass
Burner material	SS + Brass
FFD protection	✓
Ignition	Battery
Type of gas	LPG
Pan support	Cast Iron
Wok stand	✓
Product Dimension (W x D mm)	760 x 440
Cut-out Dimension (W x D mm)	630 x 330



[LP] WM : RM 780
EM : RM 830

WM : RM 2,198
EM : RM 2,328

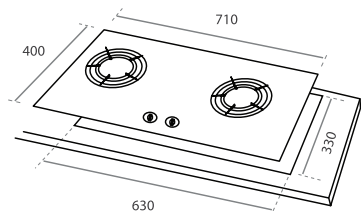
UPGRADE TO 3 BURNERS VISTA3B
ADD ON
WM : RM 190
EM : RM 200

2 ITEMS NOW

RGH-ENYA2B-SS


5.0kW Flame Power	Flame Failure Device (FFD) Protection	Battery Ignition	Dritto Flame Style
-------------------	---------------------------------------	------------------	--------------------

Flame power (kW)	L:5.0 R:5.0
Flame style	Dritto / Straight
Surface material	Stainless Steel
Burner material	Brass
FFD protection	✓
Ignition	Battery
Type of gas	LPG
Pan support	Cast Iron
Wok stand	✓
Product Dimension (W x D mm)	710 x 400
Cut-out Dimension (W x D mm)	630 x 330



[LP] WM : RM 810
EM : RM 860

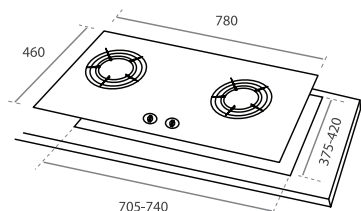
WM : RM 2,228
EM : RM 2,358

2 ITEMS NOW

RGH-TREZZA2B-BL


6.3kW Flame Power	8-Flame Level	Battery Ignition	Flame Failure Device (FFD) Protection
TRIO Ring	Dritto Flame Style	Smart/ Auto Ignition	Flexi Cut-out

Flame power (kW)	L:6.3 R:6.3
Flame style	Dritto Flame
Surface material	Tempered Glass
Burner material	Brass
FFD protection	✓
Ignition	Battery
Type of gas	LPG
Pan support	Cast Iron
Wok stand	✓
Product Dimension (W x D mm)	780 x 460
Cut-out Dimension (W x D mm)	705-740 x 375-420



[LP] WM : RM 1,420
EM : RM 1,510

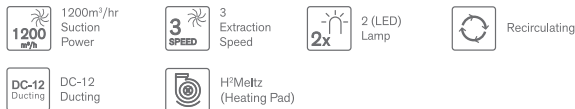
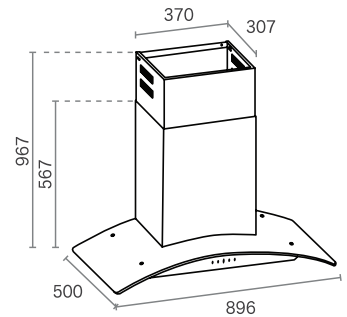
WM : RM 2,768
EM : RM 2,938

2 ITEMS NOW

RCH-MARIA-SS



Type	Arch-Glass
Suction power	1,200 m3/hr
Control panel type	Sensor Touch
Extraction speed	3
Oil filter type	Pyramidal
Oil cup/trap	Yes (outer)
Charcoal filter	✓
Lamp	2 (LED)
Delay timer	✓
Product Dimension (W x D x H mm)	896 x 500 x 567-967



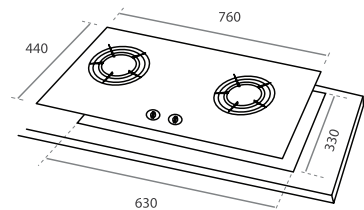
[LP] WM : RM 1,760

EM : RM 1,870

RGH-VISTA2B-BL



Flame power (kW)	L:5.0 R:5.0
Flame style	Vortex / Twister
Surface material	Tempered Glass
Burner material	SS + Brass
FFD protection	✓
Ignition	Battery
Type of gas	LPG
Pan support	Cast Iron
Wok stand	✓
Product Dimension (W x D mm)	760 x 440
Cut-out Dimension (W x D mm)	630 x 330



[LP] WM : RM 780
EM : RM 830

WM : **RM 2,288**
EM : **RM 2,428**

UPGRADE TO 3 BURNERS VISTA3B

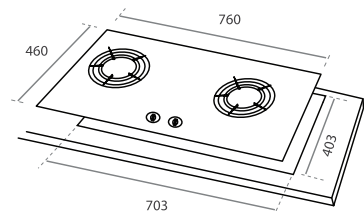
ADD ON
WM : RM 190
EM : RM 200

2 ITEMS NOW

RGH-FIGATA2B-BL



Flame power (kW)	L:5.0 R:5.0
Flame style	Dritto / Straight
Surface material	Tempered Glass
Burner material	Brass
FFD protection	✓
Ignition	Battery
Type of gas	LPG
Pan support	Cast Iron
Wok stand	✓
Product Dimension (W x D mm)	760 x 460
Cut-out Dimension (W x D mm)	703 x 403



[LP] WM : RM 800
EM : RM 850

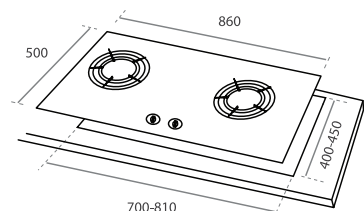
WM : **RM 2,308**
EM : **RM 2,448**

2 ITEMS NOW

RGH-LOTOFLEXI2B-BLFX



Flame power (kW)	L:5.0 R:5.0
Flame style	Dritto / Straight
Surface material	Tempered Glass
Burner material	Brass
FFD protection	✓
Ignition	Battery
Type of gas	LPG
Pan support	Cast Iron
Wok stand	Cast Iron
Product Dimension (W x D mm)	860 x 500
Cut-out Dimension (W x D mm)	700-810 x 400-450



[LP] WM : RM 1,630
EM : RM 1,730

WM : **RM 3,048**
EM : **RM 3,238**

UPGRADE TO 3 BURNERS LOTOFLEXI3B

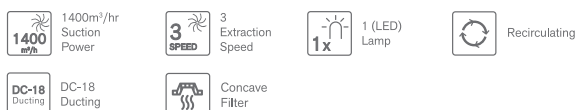
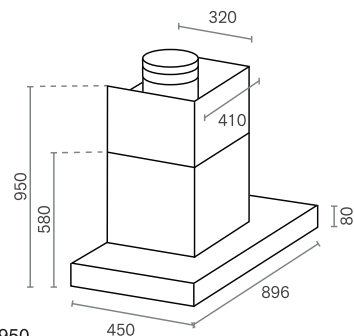
ADD ON
WM : RM 150
EM : RM 160

2 ITEMS NOW

RCH-MONZA-SS



Type	T - Hood
Suction power	1,400 m3/hr
Control panel type	Sensor Touch
Extraction speed	3
Oil filter type	Concave
Oil cup/trap	Yes (outer)
Charcoal filter	✓
Lamp	1 (LED)
Delay timer	✓
Product Dimension (W x D x H mm)	896 x 450 x 580-950



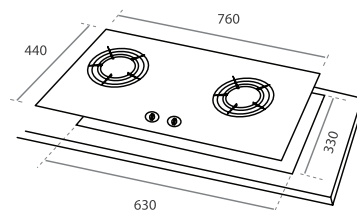
[LP] WM : RM 1,830

EM : RM 1,940

RGH-VISTA2B-BL



Flame power (kW)	L:5.0 R:5.0
Flame style	Vortex / Twister
Surface material	Tempered Glass
Burner material	SS + Brass
FFD protection	✓
Ignition	Battery
Type of gas	LPG
Pan support	Cast Iron
Wok stand	✓
Product Dimension (W x D mm)	760 x 440
Cut-out Dimension (W x D mm)	630 x 330



UPGRADE TO 3 BURNERS VISTA3B

ADD ON
WM : RM 190
EM : RM 200

[LP] WM : RM 780

EM : RM 830

WM : **RM 2,348**

EM : **RM 2,488**

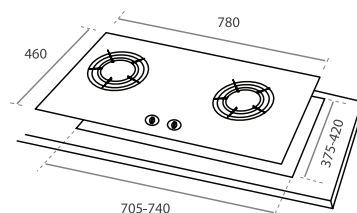
2 ITEMS NOW



RGH-TREZZA2B-BL



Flame power (kW)	L:6.3 R:6.3
Flame style	Dritto Flame
Surface material	Tempered Glass
Burner material	Brass
FFD protection	✓
Ignition	Battery
Type of gas	LPG
Pan support	Cast Iron
Wok stand	✓
Product Dimension (W x D mm)	780 x 460
Cut-out Dimension (W x D mm)	705-740 x 375-420



[LP] WM : RM 1,420

EM : RM 1,510

WM : **RM 2,918**

EM : **RM 3,098**

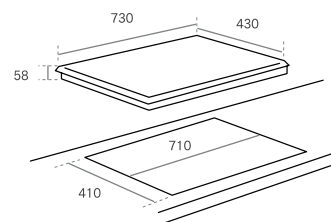
2 ITEMS NOW



NEW RCE-VULCAN40-BL



Type / Series	Ceramic - Horizontal
Energy power level (kW)	L:1.8 R:2.2
Power level	9
Surface material	Vitro-Ceramic Glass
Timer	✓
Safety Lock	✓
Product Dimension (W x D mm)	730 x 430 x 58
Cut-out Dimension (W x D mm)	710 x 410



[LP] WM : RM 1,490

EM : RM 1,580

WM : **RM 2,978**

EM : **RM 3,158**

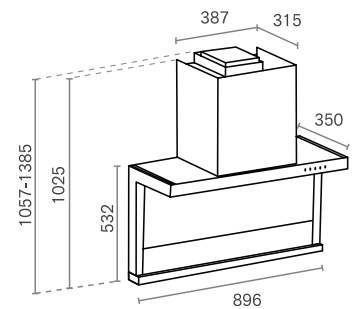
2 ITEMS NOW



RCH-SIROCCO X-BL



Type	L - Hood
Suction power	1,500 m ³ /hr
Control panel type	Sensor Touch
Extraction speed	2 + 1 (X-boost)
Oil filter type	-
Oil cup/trap	Yes (outer)
Charcoal filter	✓
Lamp	2 (LED)
Delay timer	✓
Product Dimension (W x D x H mm)	896 x 350 x 1057-1385

1500m³/hr
Suction Power2+1
Extraction Speed2 (LED)
Lamp

Recirculating

Quick
ExtractionDC-18
Ducting

X-Boost

Smart
SensorInvisible
Control
PanelEasy
Maintenance

Exchange

350
Incassato

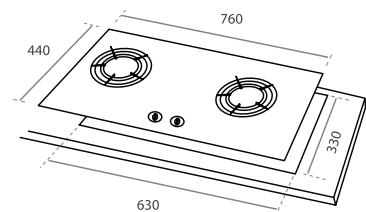
[LP] WM : RM 2,760

EM : RM 2,930

RGH-VISTA2B-BL



Flame power (kW)	L:5.0 R:5.0
Flame style	Vortex / Twister
Surface material	Tempered Glass
Burner material	SS + Brass
FFD protection	✓
Ignition	Battery
Type of gas	LPG
Pan support	Cast Iron
Wok stand	✓
Product Dimension (W x D mm)	760 x 440
Cut-out Dimension (W x D mm)	630 x 330

UPGRADE TO 3
BURNERS VISTA3BADD ON
WM : RM 190
EM : RM 200

[LP] WM : RM 780

EM : RM 830

WM : RM 3,188

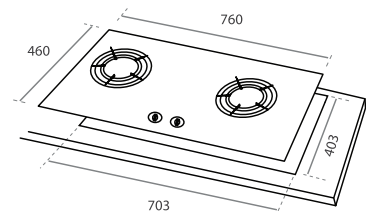
EM : RM 3,378

2 ITEMS
NOW5.0kW
Flame PowerFlame Failure
Device (FFD)
ProtectionBattery
IgnitionVortex
Flame
Style

RGH-FIGATA2B-BL



Flame power (kW)	L:5.0 R:5.0
Flame style	Dritto / Straight
Surface material	Tempered Glass
Burner material	Brass
FFD protection	✓
Ignition	Battery
Type of gas	LPG
Pan support	Cast Iron
Wok stand	✓
Product Dimension (W x D mm)	760 x 460
Cut-out Dimension (W x D mm)	703 x 403



[LP] WM : RM 800

EM : RM 850

WM : RM 3,208

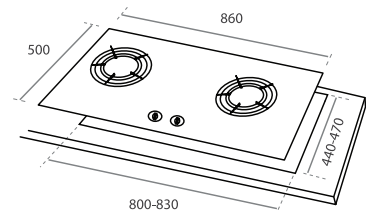
EM : RM 3,398

2 ITEMS
NOW5.0kW
Flame PowerFlame Failure
Device (FFD)
ProtectionBattery
IgnitionDritto
Flame
StyleConvex
Burner Plate

RGH-DAKKA2B-BL



Flame power (kW)	L:6.3 R:6.3
Flame style	Dritto Flame
Surface material	Tempered Glass
Burner material	Brass
FFD protection	✓
Ignition	Battery
Type of gas	LPG
Pan support	Cast Iron
Wok stand	✓
Product Dimension (W x D mm)	860 x 500
Cut-out Dimension (W x D mm)	800-830 x 440-470



[LP] WM : RM 1,730

EM : RM 1,840

WM : RM 4,038

EM : RM 4,278

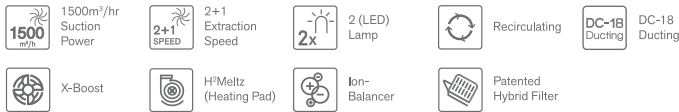
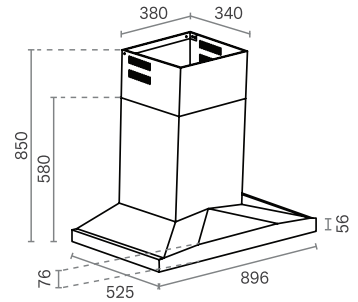
2 ITEMS
NOW6.3kW
Flame Power8-Flame
LevelBattery
IgnitionFlame Failure
Device (FFD)
ProtectionTRIO
RingDritto
Flame
Style

Timer

Smart/
Auto
IgnitionFlexi
Cut-out

RCH-THORA-SS

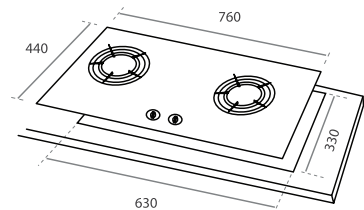

Type	Pyramid T - Hood
Suction power	1,500 m3/hr
Control panel type	Sensor Touch
Extraction speed	2 + 1 (X-boost)
Oil filter type	Hybrid (Patented)
Oil cup/trap	Yes (outer)
Charcoal filter	✓
Lamp	2 (LED)
Delay timer	✓
Product Dimension (W x D x H mm)	896 x 525 x 580-850



[LP] WM : RM2,760
EM : RM2,930

RGH-VISTA2B-BL


Flame power (kW)	L:5.0 R:5.0
Flame style	Vortex / Twister
Surface material	Tempered Glass
Burner material	SS + Brass
FFD protection	✓
Ignition	Battery
Type of gas	LPG
Pan support	Cast Iron
Wok stand	✓
Product Dimension (W x D mm)	760 x 440
Cut-out Dimension (W x D mm)	630 x 330

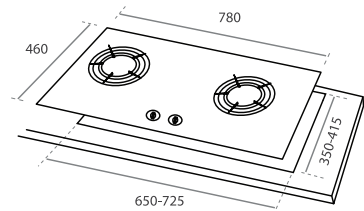


[LP] WM : RM 780
EM : RM 830
WM : RM 3,188
EM : RM 3,378

UPGRADE TO 3 BURNERS VISTA3B
ADD ON
WM : RM190
EM : RM200
2 ITEMS NOW

RGH-FOTEZ2B-BLFX


Flame power (kW)	L:5.0 R:5.0
Flame style	Dritto / Straight
Surface material	Tempered Glass
Burner material	Brass
FFD protection	✓
Ignition	Battery
Type of gas	LPG
Pan support	Cast Iron
Wok stand	Cast Iron
Product Dimension (W x D mm)	780 x 460
Cut-out Dimension (W x D mm)	650-725 x 350-415

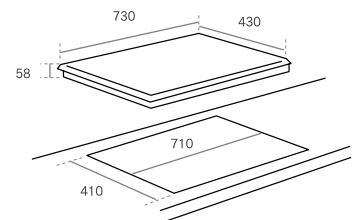


[LP] WM : RM 1,630
EM : RM 1,730
WM : RM 3,948
EM : RM 4,188

2 ITEMS NOW

NEW // RIH-VELOCE44-BL


Type / Series	Induction - Horizontal
Energy power level (kW)	L:2.2 R:2.2
Power level	9
Surface material	Vitro-Ceramic Glass
Timer	✓
Safety Lock	✓
Product Dimension (W x D mm)	730 x 430 x 58
Cut-out Dimension (W x D mm)	710 x 410



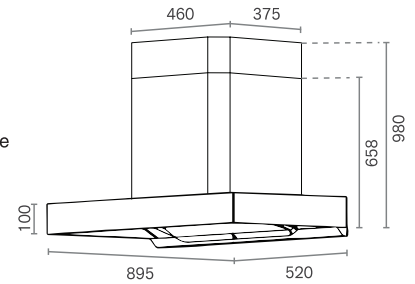
[LP] WM : RM2,230
EM : RM2,370
WM : RM 4,488
EM : RM 4,758

2 ITEMS NOW

RCH-NOVARA-90SS



Type	T - Hood
Suction power	1,500 m3/hr
Control panel type	Sensor Touch
Extraction speed	9
Oil filter type	Ergonomic Baffle
Oil cup/trap	Yes (outer)
Charcoal filter	✓
Lamp	1 (LED)
Delay timer	✓
Product Dimension (W x D x H mm)	895 x 520 x 658-980



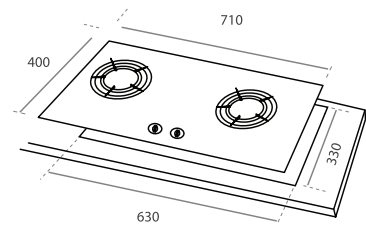
1500 m³/hr Suction Power	9 SPEED Extraction Speed	1x (LED) Lamp	Recirculating	DC-18 Ducting	DC-18 Ducting
X-Boost	O-touch Control Panel	Smart Suction Plate	DC Motor	800 PA	800 PA

[LP] WM : RM3,900
EM : RM4,140

RGH-ENYA2B-SS



Flame power (kW)	L:5.0 R:5.0
Flame style	Dritto / Straight
Surface material	Stainless Steel
Burner material	Brass
FFD protection	✓
Ignition	Battery
Type of gas	LPG
Pan support	Cast Iron
Wok stand	✓
Product Dimension (W x D mm)	710 x 400
Cut-out Dimension (W x D mm)	630 x 330



[LP] WM : RM 810
EM : RM 860

WM : RM 4,248
EM : RM 4,498

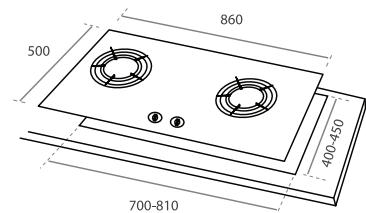
2 ITEMS NOW

5.0kW Flame Power	Flame Failure Device (FFD) Protection	Battery Ignition	Dritto Flame Style
-------------------	---------------------------------------	------------------	--------------------

RGH-LOTOFLEXI2B-BLFX



Flame power (kW)	L:5.0 R:5.0
Flame style	Dritto / Straight
Surface material	Tempered Glass
Burner material	Brass
FFD protection	✓
Ignition	Battery
Type of gas	LPG
Pan support	Cast Iron
Wok stand	Cast Iron
Product Dimension (W x D mm)	860 x 500
Cut-out Dimension (W x D mm)	700-810 x 400-450



[LP] WM : RM 1,630
EM : RM 1,730

WM : RM 4,978
EM : RM 5,278

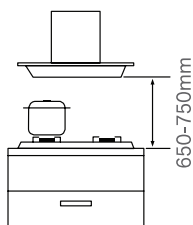
UPGRADE TO 3 BURNERS LOTOFLEXI3B
ADD ON
WM : RM 150
EM : RM 160
2 ITEMS NOW

5.0kW Flame Power	Flame Failure Device (FFD) Protection	Battery Ignition	Dritto Flame Style
Smart/Auto Ignition	Flexi Cut-out		

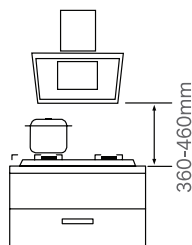
Hood - Hob Dimension Diagram

RECOMMENDED HOOD INSTALLATION HEIGHT

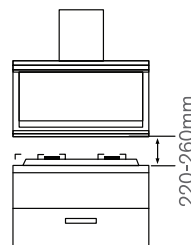
T-HOOD / ARCH-GLASS HOOD



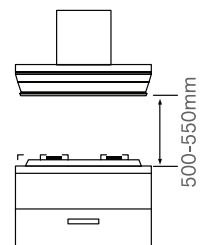
SLANTED HOOD



L-HOOD



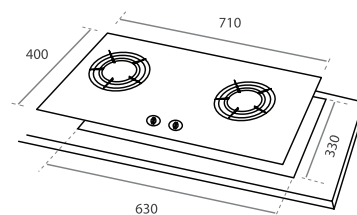
MINI-SLANTED HOOD



RGH-ENYA2B-SS



Flame power (kW)	L:5.0 R:5.0
Flame style	Dritto / Straight
Surface material	Stainless Steel
Burner material	Brass
FFD protection	✓
Ignition	Battery
Type of gas	LPG
Pan support	Cast Iron
Wok stand	✓
Product Dimension (W x D mm)	710 x 400
Cut-out Dimension (W x D mm)	630 x 330



[LP] WM : RM 810
EM : RM 860

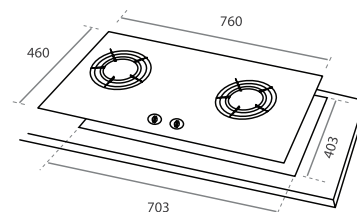
WM : **RM 30**
EM : **RM 30**

Only Add On

RGH-FIGATA2B-BL



Flame power (kW)	L:5.0 R:5.0
Flame style	Dritto / Straight
Surface material	Tempered Glass
Burner material	Brass
FFD protection	✓
Ignition	Battery
Type of gas	LPG
Pan support	Cast Iron
Wok stand	✓
Product Dimension (W x D mm)	760 x 460
Cut-out Dimension (W x D mm)	703 x 403



[LP] WM : RM 800
EM : RM 850

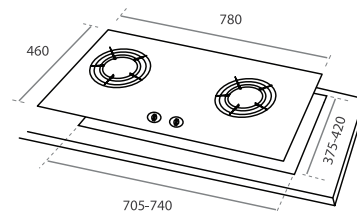
WM : **RM 20**
EM : **RM 20**

Only Add On

RGH-TREZZA2B-BL



Flame power (kW)	L:6.3 R:6.3
Flame style	Dritto Flame
Surface material	Tempered Glass
Burner material	Brass
FFD protection	✓
Ignition	Battery
Type of gas	LPG
Pan support	Cast Iron
Wok stand	✓
Product Dimension (W x D mm)	780 x 460
Cut-out Dimension (W x D mm)	705-740 x 375-420



[LP] WM : RM 1,420
EM : RM 1,510

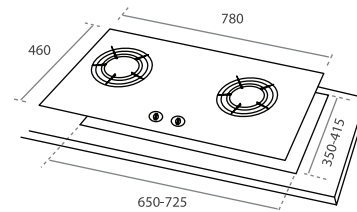
WM : **RM 570**
EM : **RM 610**

Only Add On

RGH-FOTEZ2B-BLFX



Flame power (kW)	L:5.0 R:5.0
Flame style	Dritto / Straight
Surface material	Tempered Glass
Burner material	Brass
FFD protection	✓
Ignition	Battery
Type of gas	LPG
Pan support	Cast Iron
Wok stand	Cast Iron
Product Dimension (W x D mm)	780 x 460
Cut-out Dimension (W x D mm)	650-725 x 350-415



[LP] WM : RM 1,630
EM : RM 1,730

WM : **RM 760**
EM : **RM 810**

Only Add On

For Built-in Gas Hob

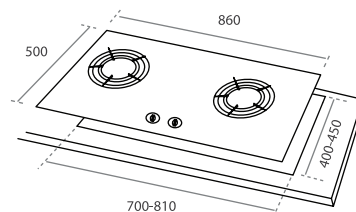
HOB TOP-UP Upgrade From VISTA2B Package

RGH-LOTOFLEXI2B-BLFX



Flame power (kW)
Flame style
Surface material
Burner material
FFD protection
Ignition
Type of gas
Pan support
Wok stand
Product Dimension (W x D mm)
Cut-out Dimension (W x D mm)

L:5.0 R:5.0
Dritto / Straight
Tempered Glass
Brass
✓
Battery
LPG
Cast Iron
Cast Iron
860 x 500
700-810 x 400-450



[LP] WM : RM 1,630
EM : RM 1,730
WM : **RM 760**
EM : **RM 810**

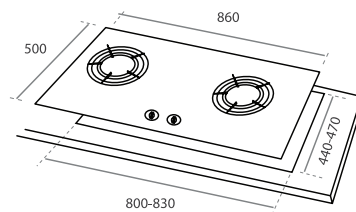
UPGRADE TO 3 BURNERS LOTOFLEXI3B
ADD ON
WM : RM 150
EM : RM 160
Only Add On

RGH-DAKKA2B-BL



Flame power (kW)
Flame style
Surface material
Burner material
FFD protection
Ignition
Type of gas
Pan support
Wok stand
Product Dimension (W x D mm)
Cut-out Dimension (W x D mm)

L:6.3 R:6.3
Dritto Flame
Tempered Glass
Brass
✓
Battery
LPG
Cast Iron
✓
860 x 500
800-830 x 440-470



[LP] WM : RM 1,730
EM : RM 1,840
WM : **RM 850**
EM : **RM 900**

Only Add On

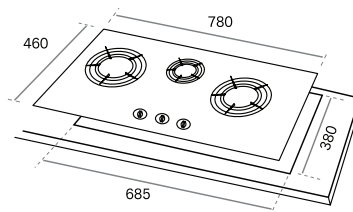
For Built-in 3-Burner Gas Hob

RGH-VISTA3B-BL



Flame power (kW)
Flame style
Surface material
Burner material
FFD protection
Ignition
Type of gas
Pan support
Wok stand
Product Dimension (W x D mm)
Cut-out Dimension (W x D mm)

L:5.0 M:2.0 R:5.0
Vortex/ Twister
Tempered Glass
SS + Brass
✓
Battery
LPG
Cast Iron
✓
780 x 460
685 x 380



[LP] WM : RM 990
EM : RM 1,050
WM : **RM 190**
EM : **RM 200**

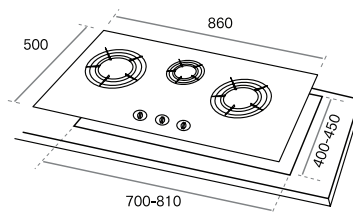
Only Add On

RGH-LOTOFLEXI3B-BLFX



Flame power (kW)
Flame style
Surface material
Burner material
FFD protection
Ignition
Type of gas
Pan support
Wok stand
Product Dimension (W x D mm)
Cut-out Dimension (W x D mm)

L:5.0 M:1.4 R:5.0
Dritto / Straight
Tempered Glass
Brass
✓
Battery
LPG
Cast Iron
Cast Iron
860 x 500
700-810 x 400-450



[LP] WM : RM 1,790
EM : RM 1,900
WM : **RM 910**
EM : **RM 970**

Only Add On

PURCHASE WITH PURCHASE (PWP)

With any purchase of Hood + Hob package

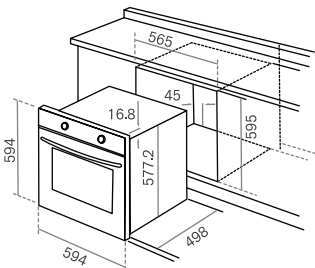
For Built-in Oven

NEW

RBO-CAVO-60BL



-  60L Capacity
-  7 Functions
-  A-Class Energy Efficiency
-  5 Shelves Side Support
-  Quality 2-Layers Glass Door
-  Cooling System
-  Rotisserie & Turnspit



Type	Built-in Oven
Cooking Programme / Function	7
Capacity (L)	60
Control Panel	Mechanical
LCD Display	NA
Oven Light	✓
Time Control	✓
Removable Door	✓
Shelf Side Support	5
Cavity Material	Enamel
Energy Efficiency	A
Product Dimension (W x D x H mm)	594 x 498 x 594

[LP] WM : RM1,600

EM : RM 1,700

WM : **RM 1,438**

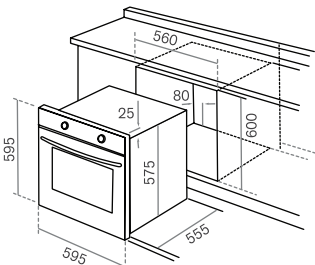
EM : RM 1,528

Only Add On

RBO-LAVA-70SS



-  70L Capacity
-  8 Functions
-  A-Class Energy Efficiency
-  5 Shelves Side Support
-  Quality 2-Layers Glass Door
-  Cooling System
-  Rotisserie & Turnspit



Type	Built-in Oven
Cooking Programme / Function	8
Capacity (L)	70
Control Panel	Mechanical
LCD Display	NA
Oven Light	✓
Time Control	✓
Removable Door	✓
Shelf Side Support	5
Cavity Material	Enamel
Energy Efficiency	A
Product Dimension (W x D x H mm)	595 x 555 x 595

[LP] WM : RM2,050

EM : RM2,170

WM : **RM 1,848**

EM : RM 1,958

Only Add On

For Hood Ducting



RDS-DC-18

Ducting Accessories
ø180mm

[LP] WM : RM 235 WM : **RM 218**

EM : RM 250 EM : RM 228

Only Add On

For Built-in Oven

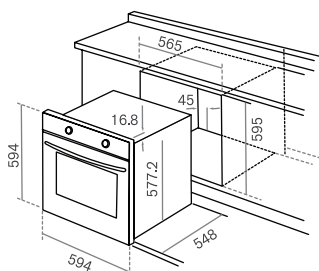
PURCHASE WITH PURCHASE (PWP)

With any purchase of Hood + Hob package

RBO-IA8X-70SS



- 70L** Capacity
- A** Class Energy Efficiency
- Quality 3-Layers Glass Door
- Rotisserie & Turnspit
- 8 Functions
- 5 Shelves Side Support
- Cooling System
- Telescopic Runner



Type	Built-in Oven
Cooking Programme / Function	8
Capacity (L)	70
Control Panel	Mechanical + Digital
LCD Display	✓
Oven Light	✓
Time Control	✓
Removable Door	✓
Shelf Side Support	5
Cavity Material	Enamel
Energy Efficiency	A
Product Dimension (W x D x H mm)	594 x 548 x 594

[LP] WM : RM 2,790

EM : RM 2,960

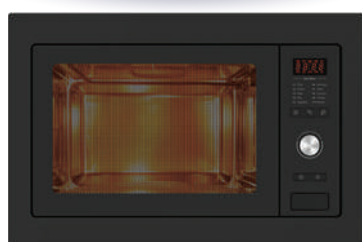
WM : **RM 2,508**

EM : RM 2,658

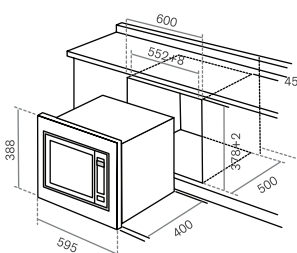
Only Add On

For Built-in Microwave

RMO-OREO-28BL



- 28L** Capacity
- Child Lock
- Cooling System
- 8 Auto Menu
- 30 sec Quick Start



Type	Built-in Microwave with Grill
Amount of Auto Menu	8
Capacity (L)	28
Control Panel	Electronic
LCD Display	✓
Oven Light	✓
Time Control	✓
Cavity Material	Stainless Steel
Child Lock	✓
Product Dimension (W x D x H mm)	595 x 400 x 388

[LP] WM : RM 1,400

EM : RM 1,490

WM : **RM 1,258**

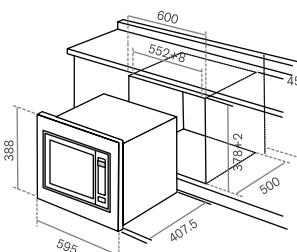
EM : RM 1,338

Only Add On

RMO-934SS-GD34X



- 34L** Capacity
- Child Lock
- Cooling System
- 8 Auto Menu
- 30 sec Quick Start



Type	Built-in Microwave with Grill
Amount of Auto Menu	8
Capacity (L)	34
Control Panel	Electronic
LCD Display	✓
Oven Light	✓
Time Control	✓
Cavity Material	Stainless Steel
Child Lock	✓
Product Dimension (W x D x H mm)	595 x 407.5 x 388

[LP] WM : RM 1,750

EM : RM 1,860


































WM : **RM 1,578**

EM : RM 1,668




























Only Add On

ICON DESCRIPTIONS



















HOOD

 1650m³/hr Suction Power	 1500m³/hr Suction Power	 1400m³/hr Suction Power	 1200m³/hr Suction Power	 1 (LED) Lamp	 2 (LED) Lamp	 X-Boost
 2 Extraction Speed	 2+1 Extraction Speed	 3 Extraction Speed	 9 Extraction Speed	 Invisible Control Panel	 Quick Extraction	 DC Motor
 H2meltz (Heating Pad)	 Ion-Balancer	 Patented Hybrid Filter	 Beveled Glass Panel	 Concave Filter	 Smart Sensor	 Recirculating
 Dual Suction	 Exchange	 350 Incassato	 350 Incassato	 O-TOUCH Control Panel	 Smart Sensor & Invisible Panel	 Cool Breeze
 800PA	 DC-18 Ducting	 Easy Maintenance	 Smart Suction Plate With Low & High Speed Mode			 Wind Cooler










HOB

 4.5kW Flame Power	 5.0kW Flame Power	 6.3kW Flame Power	 8-Flame Level	 Flame Failure Devices (FFD) Protection	 Battery Ignition	 Dritto Flame Style
 TRI-O Ring	 Smart/Auto Ignition	 Flexi Cut-out	 Vortex Flame Style	 Safety Lock	 Timer	 Booster
 Convex Burner Plate	 Overheat Protection	 SCHOTT CERAN® Tempered Glass (Germany)	 Residual Heat Warning Indicator	 Wider Distance For Larger Pots	 E.G.O. Heating Element	 Wind-guard Stand
 Beveled Glass	 Aluminium Frame	 KONSTEC Heat Control	 15 AMP	 13 AMP	 Suitable For 13/15 AMP Plug	


OVEN

 70L Capacity	 A-Class Energy Efficiency	 Child Lock	 5 Shelves	 5 Shelves Side Support	 18 Functions	 8 Functions	 7 Functions	 6 Functions	18 / 8 / 7 / 6 Functions
 Telescopic Runner	 Pop-out Rotary Knob	 Cooling System	 Rotisserie & Turnspit	 Quality 3-Layers / 2-Layers Glass Door					
 Flexi Duo Divider	 Stable Temperature Control	 Catalytic Panel	 Oven Fan						

MICROWAVE

 8 Auto Menu	 Child Lock	 30 Sec Quick Start	 34L Capacity	 28L Capacity
 Cooling System	 Microwave	 Grill	 Microwave And Grill	

OUR WARRANTY

 6 YEARS OF WARRANTY APPLY FOR HOOD MOTOR ONLY.	 5 YEARS OF WARRANTY APPLY FOR TEMPERED GLASS OF GAS HOB ONLY.
 18 MONTHS OF STANDARD WARRANTY APPLY FOR ALL PRODUCTS EXCLUDING ACCESSORIES.	 1 YEAR OF WARRANTY EXTENSION REGISTER ONLINE NOW AND GET 1 YEAR WARRANTY EXTENSION!

ONLINE REGISTRATION

1. Log on to www.rubine.com.my
2. Click on 'Support', followed by 'Products Warranty Registration' to proceed. You're required to sign up as a member.
3. Please fill up the necessary information, tick on the checkbox and click 'Next'.
4. You'll receive notification of warranty registration confirmation via email.
5. Your warranty will be automatically extended for another 1 year upon online registration. Please keep your online warranty certificate for future reference.

* Please find out from our authorized dealers for extended warranty!





AUTHORISED DEALER

rubine.com.my



FIAMMA TRADING SDN BHD 330476-P (A member of Fiamma Holdings Berhad)
2-1, Wisma Fiamma, No.20, Jalan 7A/62A, Bandar Manjalara, 52200 Kuala Lumpur.

 [rubinmalaysia](https://www.facebook.com/rubinmalaysia)
 03-6286 9000