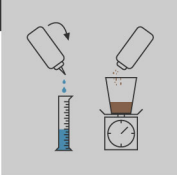
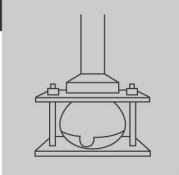
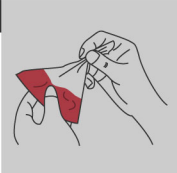
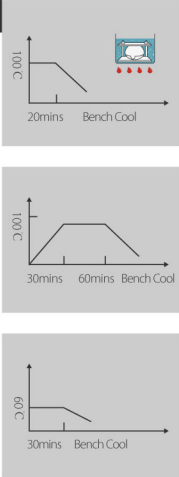
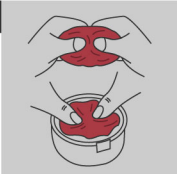


## Handing Procedure

<p><b>1 Weighing</b></p> <p>Liquid&amp;Powder Mix Ratio:  <b>Fast Heat Curing:</b> 1ml:2.4g  <b>Traditional Heat Curing:</b> 1ml:2.34g  <b>Self Curing:</b> 1ml:2.2g</p>		<p><b>4 Adjusting</b></p> <p>Tight the flask by Hydraulic Press Machine.</p>	
<p><b>2 Kneading&amp;Mixing</b></p> <p>Put the Liquid and Powder in the kneading bag, seal it immediately, and mix them evenly with hands. Then leave the mixture under room temperature 23 C for 15minutes until it becomes dough.</p>		<p><b>5 Curing</b></p> <p><b>Fast Heat Curing:</b> Put into 100 C water, keep boiling for 20mins, and then cool down naturally.</p> <p><b>Traditional Heat Curing:</b> Put into cold water, boil the water to 100 C in 30mins, keep boiling for 60mins and then cool down naturally.</p> <p><b>Self Curing:</b> Can be cured at normal temperature. After the initial curing we suggest putting the flask into 60 C hot water for 30mins to cure completely and then cool down naturally.</p>	
<p><b>3 Working</b></p> <p>Take the mixture out and fill the flask. Maximum working time is 10 minutes.</p>			

## Shade

- 5 Shades: 2S,2ST,3ST, I, V
- Popular Shades: 2S, 2ST,3ST



## Storage

- Store in a ventilated place, and be protected from naked fire, high temperature and direct sunshine;
- Validity: Powder 3 years, Liquid 2 years