

Innovative Press Needles

PYONEX

Expanding the potential of acupuncture

Clinical Manual

Pain Treatment

Press Patch Application

Extend Treatment Efficacy

Painless

Easy-to-Use



Characteristics of

PYONEX

PRESS PATCH APPLICATION

Pyonex feature the highest quality SEIRIN needle encased in a surgical grade, latex-free adhesive. When applied accurately this needle can extend the efficacy and healing potential received during treatment.

EXTEND TREATMENT EFFICACY

After conventional acupuncture treatment, Pyonex can be applied to the same acupoints, and efficacy is thus maintained for a longer period of time than with conventional acupuncture alone.

PAINLESS

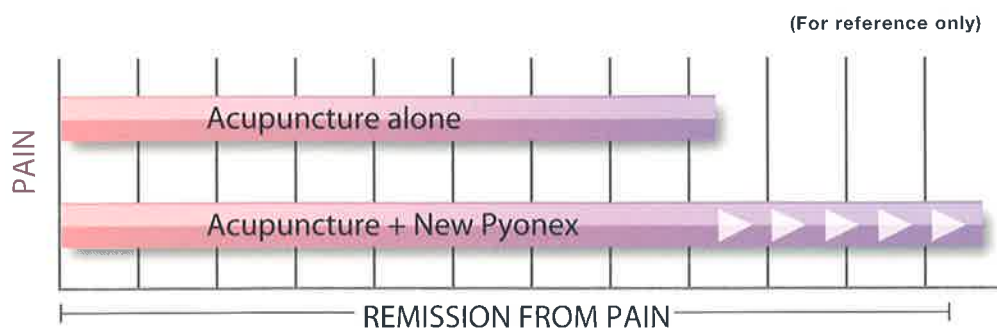
Pyonex adopt the same innovations and materials that make SEIRIN the world leader in safe and painless acupuncture. Each needle is made of surgical grade stainless steel and sharpened using a proprietary process that only SEIRIN can achieve. Pyonex are virtually pain-free.

EASY TO USE

Using Pyonex is quick and easy. Simply apply Pyonex press needles to the same acupoints as you would during a conventional acupuncture treatment.



Pyonex can be safely and easily positioned and will remain on the skin, prolonging the efficacy of acupuncture treatments.



Remission periods last longer when acupuncture is combined with Pyonex

Testimonial

For more Information ► www.pyonex.info



Below, Nils von



Birch, Stephen



Brown, Stephen



Callison, Matt



Gabriel Stux



Giancarlo Bazzoni



Gokavi, Cynthia



Howard, John



© 2012 IDO-NO-NIPPON SHA INC.

Shudo, Denmei



Kuwahara, T. Koei



Matsumoto, Kiiko



Nakazawa, Hiroshi



Tsurusaki, Takamasa



Römer, Ansgar



Wernicke, Thomas

The innovative design of **PYONEX**

(product and packaging)

Attending to the finest details including size, shape, materials, and ease of use:

SEIRIN uses a fully automated state-of-the-art manufacturing process for developing the finest, smoothest and safest acupuncture needles in the world. The package design of Pyonex gives careful attention to hygiene and exceeds all acupuncture needle manufacturing standards.




NEEDLE FABRICATION

The unique manufacturing process of the Pyonex ensures that each needle is securely bonded to the Micropore™ plaster so the needle will never separate.

PROTECTIVE LAYER

Divided into two sheets, the protective layer allows practitioners to hold the product firmly without making contact with the needle or adhesive tape.




MICROPORE™ TAPE

The latex-free Micropore™ tape is breathable, water-proof and adheres to the skin for long-term placement.

NEEDLE

Composed of Japanese Surgical Grade stainless steel and manufactured in Japan.



Conventional
press needle

SEIRIN
filiform needle

PYONEX press
needle

PYONEX NEEDLE TIPS PROVIDE THE SAME EFFECT AS ACUPUNCTURE NEEDLES.

Unlike the conventional press needle, PYONEX, featuring the same sharpness as the SEIRIN filiform needle, can provide treatment effects comparable to regular acupuncture, if applied properly to sufficient depth.

CAUTION

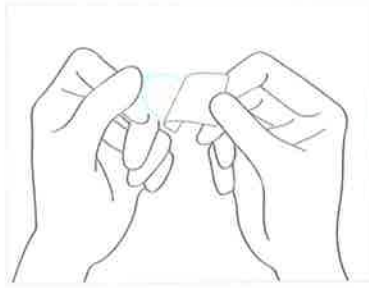
1. Pyonex is for one-time use only.
2. Please read the package insert carefully for contraindications before application.

HOW TO APPLY

Injection molding holds the needle in place on the breathable Micropore™ plaster. The plastic sheath makes it easy to remove and apply the press needle without touching the adhesive.



(1) Tear off.




(2) Remove cover seal.



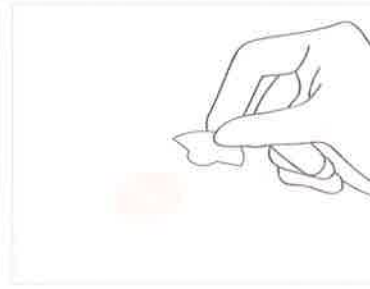
(3) Fold colored cartridge back.



(4) Grasp the protective layer and adhesive tab with thumb and forefinger and remove from cartridge.



(5) Apply the needle directly to disinfected skin and press for proper adhesion.



(6) Remove protective layer and press tape for secure adhesion.

PRODUCT LINEUP

Five product sizes with different needle lengths, from 0.3 to 1.5 mm are available, each with different color code for easy identification.

Color code	Orange	Yellow	Green	Blue	Pink
Length(mm)	0.3mm	0.6mm	0.9mm	1.2mm	1.5mm
Diameter(mm)	0.20mm	0.20mm	0.20mm	0.20mm	0.20mm
Intensity of needle stimulation	Low	Medium-low	Medium	High	Highest
					

Clinical Application:

TENSION HEADACHE

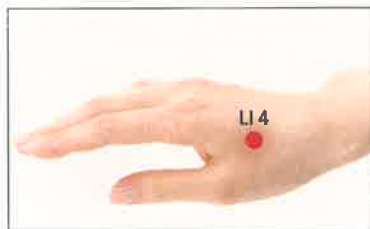
Tension headaches are often felt as dull pains in the back of the head, or sometimes as a heavy feeling rather than actual pain. Patients sometimes complain that it feels like they are wearing something on their head.



LR 3 Tai Chong (Great Rushing)	
Recommended PYONEX	0.3 0.6 0.9
Location	On the top of the foot, in the depression anterior to the space between the bases of the 1st and 2nd metatarsals.



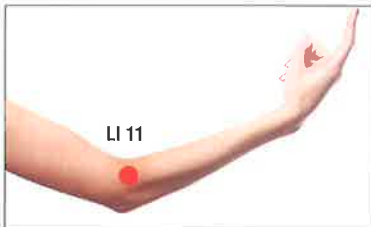
GB 2 Ting Hui (Meeting of Hearing)	
Recommended PYONEX	0.3 0.6
Location	Anterior and inferior to the ear, in the depression formed when the mouth is opened. (In the pulse region of the superficial temporal artery.)



LI 4 He Gu (Joining Valley)	
Recommended PYONEX	0.3 0.6
Location	In the depression inferior to the space between the bases of the 1st and 2nd metacarpals, closer to the 2nd metacarpal.



GB 21 Jian Jing (Shoulder Well)	
Recommended PYONEX	0.9 1.2 1.5
Location	At approximately the midpoint of a line joining the LI 15 and DU 14 acupoints, on top of the shoulders. (A line joining the LI 15 and DU 14 acupoints, on top of the shoulders.)



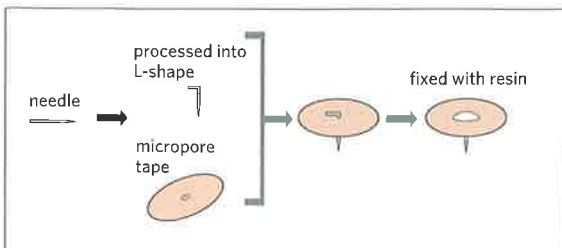
LI 11 Qu Chi (Pool at the Crook)	
Recommended PYONEX	0.6 0.9 1.2
Location	With the elbow flexed at the lateral end of the elbow crease, anterior to the lateral epicondyle of the humerus.



LI 18 Fu Tu (Support the Prominence)	
Recommended PYONEX	0.6 0.9 1.2
Location	3 cun lateral to the laryngeal prominence, and 1 cun inferior to the gonial angle. (At the center of the anterior border of the sternocleidomastoid muscle.)



DU 14 Da Zhui (Great Vertebra)	
Recommended PYONEX	0.9 1.2 1.5
Location	Between the spinous processes on the 7th cervical and 1st thoracic vertebrae. (The vertebra that projects the furthest when the head is leaned forward is usually the 7th cervical spinous process.)



PYONEX

“Virtually pain free” intradermal needles with an innovative L-Shaped, round-head design. This unique design feature ensures a strong bond between needle, resin and Micropore™ tape.

Clinical Application:

LOW BACK PAIN

Low Back Pain is characterized by sensations of fatigue, loss of strength, heaviness and dullness throughout the whole of the lower back area. The pain often increases when the sufferer is in a constant body posture as when driving for an extended period.



BL 23 Shen Shu (Kidney Shu)

Recommended PYONEX	0.9	1.2	1.5
Location	1.5 cun lateral to a point midway between the 2nd and 3rd lumbar spinous processes.		



BL 25 Da Chang Shu (Large Intestine Shu)

Recommended PYONEX	0.9	1.2	1.5
Location	1.5 cun lateral to a point midway between the 4th and 5th lumbar spinous processes.		



BL 40 Wei Zhong (Middle of the Crook)

Recommended PYONEX	0.9	1.2	1.5
Location	In the center of the popliteal crease. (The tibial nerve and popliteal artery run below this acupoint.)		



GB 34 Yang Ling Quan (Yang Mound Spring)	
Recommended PYONEX	0.6 0.9 1.2
Location	Anterior and distal to the fibular head when the knee is flexed. Note: Paired with SP 9, the Yin Mound Spring acupoint.



GB 41 Zu Lin Qi (Foot Governor of Tears)	
Recommended PYONEX	0.3 0.6
Location	In the depression anterior to the space between the bases of the 4th and 5th metatarsals.



BL 60 Kun Lun (Kunlun Mountains)	
Recommended PYONEX	0.6 0.9
Location	In the depression on a line joining the Achilles tendon and the highest point on the malleolus lateralis.



KI 3 Tai Xi (Supreme Stream)	
Recommended PYONEX	0.3 0.6
Location	The pulse region of the artery, in the depression between the Achilles tendon and the highest point on the medial malleolus. Note: The trunk of the posterior tibial artery passes below this acupoint.



HYGIENIC CONSTRUCTION:

The protective paper separates into two pieces so that there is no contact between the user's hand and the adhesive surface of the tape.

Clinical Application:

KNEE PAIN

Knee pain makes it difficult to sit cross-legged, or to walk up and down stairs. The pain occurs in various places, but it is most often felt inside the knee joint.



ST 34 Liang Qiu (Ridge Mound)	
Recommended PYONEX	0.6 0.9 1.2
Location	On the anterior lateral area of the thigh, on a line from the lateral superior patellar border to the ST 31 acupoint, 2 cun above the patella.



ST 36 Zu San Li (Leg Three Miles)	
Recommended PYONEX	0.6 0.9 1.2
Location	Location: 3 cun distal to the ST 35 acupoint when the knee is flexed. Note: Flex the knee, palpate along the anterior tibial crest, and the acupoint is in the depression lateral to it.



SP 9 Yin Ling Quan (Yin Mound Spring)	
Recommended PYONEX	0.6 0.9 1.2
Location	In the depression distal to the medial condyle of the tibia, at the junction of the tibial shaft and medial condyle. Note: With the knee flexed, palpate along the medial crest of the tibia; the acupoint is in the depression.

Approximately

80%

of Practitioners in Japan use Pyonex



BL 40 Wei Zhong (Middle of the Crook)	
Recommended PYONEX	0.3 0.6 0.9
Location	In the center of the popliteal crease. (The tibial nerve and popliteal artery run below this acupoint.)



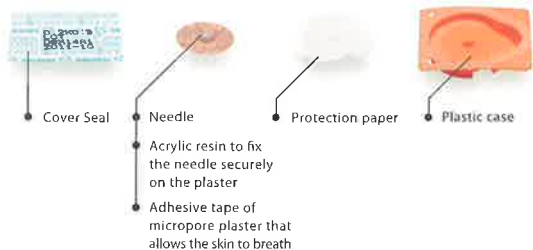
GB 31 Feng Shi (Wind Market)	
Recommended PYONEX	0.6 0.9 1.2
Location	On the lateral side of the thigh, 7 cun proximal to the knee, between the muscles. While standing, the patient places his/her palm on the thigh, fingers pointing vertically downwards, and the acupoint is where the tip of the middle finger rests against the thigh.



GB 34 Yang Ling Quan (Yang Mound Spring)	
Recommended PYONEX	0.6 0.9 1.2
Location	Anterior and distal to the fibular head when the knee is flexed. Note: Paired with SP 9, the Yin Mound Spring acupoint.



SP 10 Xue Hai (Sea of Blood)	
Recommended PYONEX	0.6 0.9 1.2
Location	On the anterior medial side of the thigh, 2 cun proximal to the medial superior patellar border.



STERILITY AND SAFETY

The blister packaging of Pyonex is quite revolutionary, combining multiple disciplines like cartridge-type injection molding, sheet packaging, acrylic resin, and polymer plastics that maintain sterility throughout the packaging process.

Innovative Press Needles

PYONEX

Expanding the potential of acupuncture



CE 0123

All SEIRIN products are CE tested and comply with the quality and safety standards of TÜV

Distributed by:

QMG Industries Sdn Bhd

4 & 4-1, Jalan Jasmin 2, Bandar Botanic,
41200 Klang, Selangor D.E.

Tel: 03-33259268 W: www.qmgindustries.com

 **SEIRIN**[®]
MADE IN JAPAN

Seirin Corporation

1007-1 Sodeshicho, Shimizu-ku, Shizuoka City, Shizuoka 424-0037, Japan
www.seirin.jp
www.pyonex.info
customerservice@seirin.jp