

SOFTNESS →



↓ CONVERSION

↓ SOLIDITY

The pride of Top Quality
FOOT MASTER®
Casters & Wheels



- LEVELING CASTERS
- SHOCK ABSORBING CASTERS
- AGV CASTERS
- LIGHT DUTY CASTERS
- MEDIUM DUTY CASTERS
- HEAVY DUTY CASTERS



GENERAL CATALOGUE

'Think global'

FOOT MASTER[®], Specialist in CASTERS & WHEELS!



History

- 1989. DEC. | • Established G-DOK Industries
- 1998. NOV. | • Acquired ISO 9001 Certificate
- 2000. JUL. | • Acquired CE MARK
- 2008. FEB. | • R&D Center Authorized

G-DOK is growing toward the World Market based on our excellent technology and quality.



Understanding all products line

√ Functional casters

Leveling Casters




Multi-functional casters provide for ease of movement and level setting, for a wide variety of machines, equipment and work stations.

- Innovative casters combined with levelers
- Smart solution for one moving and one setting

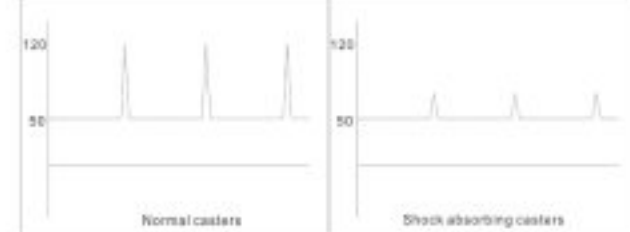


Shock absorbing Casters



Offering excellent stability from perpendicular load by using special rubber cushion instead of spring cushion.

- Small type of shock absorbing
- Fine shock absorbing



AGV Casters



FOOT MASTER's AGV casters help AGV's decrease track sensor errors significantly and increase durability necessary for 24/7 operation.

- Smaller radius / Low turning resistance
- Excellent durability / Long life time



√ General casters

Light duty Casters



Logistics innovation starting from GDOK casters. Material handling casters providing soft and silent drive.

Medium duty Casters



Performing highest durability with no tolerance. Customer's satisfaction result by handling with minimum power.

Heavy duty Casters



Easy handling even though it's loaded very heavily. Load capacity up to 8tons per caster.

√ Other categories

Trolleys



Silent and smooth drive. Safe and strong structure.

Levelers



Leveling foot with no leveling difficulties or blocks. Easy leveling under heavy load.

Special casters & wheels



Running wheels and guide wheels for 24 hour moving robots. AGV or MGV casters for special use.

Introduction of New Products

√ **PL series(Heat Resisting Casters -10°~250°C)**



PL-125-ASF-FRD-FZN



PL-125-ARF-FRD-FZN



PL-125-ASS-FRD-FZN

√ **SPM series(Stainless)**



SPM-130-ASF-HRD



SPM-130-ARF-HRD



SPM-130-BSF-HRD

√ **GDS-130/150/200 EU, US Top plate**



GDS-130-ARF-HUD-PUS



GDS-150-ASF-HUD-PEU



GDS-200-BSF-HUD-PUS

√ **GD-100/120 EU, US Top plate**



GD-100-F-NYN-PEU



GD-100-F-NYN-PUS



GD-120-F-NYN-PUS

JUST FOR YOUR SUCCESS & EXPANSION

We Promise to Provide high Quality Products.

- Contents -

FOOT MASTER[®] FOOMA[®]

Leveling Casters	<ul style="list-style-type: none"> • GD ----- P06 • GDN ----- P08 • GDR ----- P08 • SGDN ----- P10 	Levelers	<ul style="list-style-type: none"> • PC ----- P51 • PF ----- P51 • PFR ----- P51 • PFA ----- P51 • F ----- P52 • FR ----- P52 • FS ----- P52
Shock absorbing Casters	<ul style="list-style-type: none"> • GDS ----- P12 • GDSD ----- P14 • GSST ----- P15 • G ----- P16 	Trolleys	<ul style="list-style-type: none"> • FT ----- P53 • PT ----- P53
AGV Casters	<ul style="list-style-type: none"> • GSAD ----- P18 • GXTS ----- P19 • GXTA ----- P20 	Wheels	<ul style="list-style-type: none"> • Wheels series ----- P54
Light duty Casters	<ul style="list-style-type: none"> • GL ----- P21 • SGL ----- P23 • PL ----- P25 • P ----- P29 • GDC ----- P31 • GDD ----- P32 	Order-made Casters&Wheels	<ul style="list-style-type: none"> • Casters ----- P63 • Wheels ----- P65
Medium duty Casters	<ul style="list-style-type: none"> • RT 1 ----- P33 • RT 2 ----- P34 • RT 3 ----- P35 • PM ----- P36 • SPM ----- P37 • GH ----- P38 • PH ----- P39 • PHS ----- P40 • PMW ----- P41 • PHW ----- P42 • GLH ----- P43 • JS ----- P44 	Numbering System	<ul style="list-style-type: none"> • Numbering system ----- P69
Heavy duty Casters	<ul style="list-style-type: none"> • GF ----- P45 • GXT ----- P46 • GXTT ----- P48 • GXTD ----- P49 • UGXT ----- P50 	Packing info.& Instruction manual	<ul style="list-style-type: none"> • Packing info. ----- P70 • Instruction manual ----- P74

GD series

Leveling casters
one moving and one set/anti-vibration








kg 60 ~ 1,500 kg

✓ RoHS



- Aluminum profiles/Pipe joint system
- Tester, Measuring instrument, Precision Machine
- Vending Machine, ATM, General machine
- Communication equipment, Medical appliances
- Work station, Utility stands

✓ Recommended Load = Load Cap. X 2 ✓ Temp. Range : -10 ~ 90°C

GD	-	-	WHEEL TYPES	 [mm]	 [mm]	 [Kg]	 [mm]	 [mm]	 [mm]	 [mm]	
GD-40-F	-	-	NYN	42	20	60	71+10	30	55x55	42x42	6.5
GD-60-F	-	-	NYN	50	25	280	82+10	36	73x73	58x58	7 or 8.5
			HUP		25						
			MCN		25						
GD-80-F	-	-	NYN	63	28	550	103+15	46	90x90	70x70	9
			HUP		28						
			MCN		28						
GD-100-F	-	-	NYN	75	30	800	120+12	53	95x95	70x70	11
			HUP		30						
			MCN		30						
GD-120-F	-	-	NYN	75	30	1,000	120+12	52	95x95	70x70	11
			MCN		30						
GD-150-F	-	-	MCN	90	55	1,500	132+15	69	100x100	70x70	13

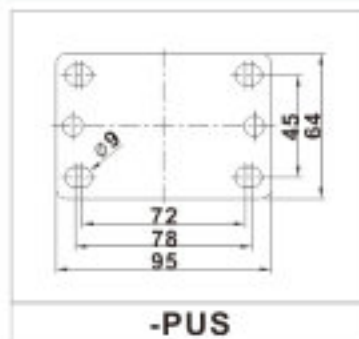


One moving and one set / a caster combined with a leveler

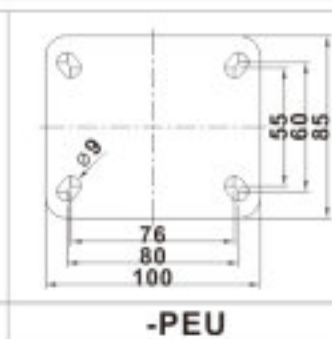
FOOT MASTER® leveling casters are Innovative multi-functional products.

- Moving a piece of equipment into a desired location and setting the unit into the exact position is easier, FOOT MASTER® leveling casters offer a smart solution.
- In addition, this pad allows for mirror adjustments in leveling requirements, helping the equipment positioned safely.
- Production lines where layout change is sometimes required would be ideal for FOOT MASTER® leveling casters .

✓ Plate type(only60)

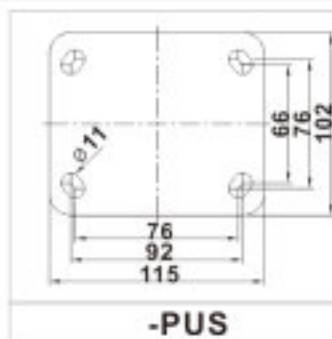


-PUS

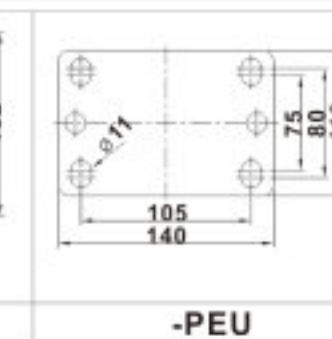


-PEU

✓ Plate type(only100/120)



-PUS



-PEU

✓ Materials

- ① Top plate : Pressed steel(40~120), Forged steel(150)
- ② Frame : Aluminum
- ③ Handle : ABS(40~100), Bolt(120~150), Ratchet(GDR)
- ④ Cushion : NBR(40~100), AL(120~150)
- ⑤ Wheel : Refer to wheel types
- ⑥ Finish : Powder coating & Zinc galvanized

✓ Wheel Options

<p>NYN</p>  <ul style="list-style-type: none"> • Nylon(Shore D 70) 	<p>HUP</p>  <ul style="list-style-type: none"> • Cast PU(Shore D 70) • Aluminum Core • Plain bearing 	<p>MCN</p>  <ul style="list-style-type: none"> • MC nylon(Shore D 80)
---	---	--

✓ Options

- FBL : Black finish is available.
- CEN : Anti-static cushion is available.(only 40/60/80/100) ⚡
- CUR : PU cushion is available.(only 40/60/80/100)



GD-40-F-NYN-FBL

CEN

CUR

GD series








Leveling casters
one moving and one set/anti-vibration

kg 60 ~ 1,000 kg

✓ RoHS



✓ Recommended Load = Load Cap. X 2 ✓ Temp. Range : -10 ~ 90°C

GD	-	-	WHEEL TYPES	 [mm]	 [mm]	 [Kg]	 [mm]	 [mm]	 [mm]	 [mm]
GD-40-S	-	-	NYN	42	20	60	71+10	30	M8x1.25P	10
GD-60-S	-	-	NYN	50	25	280	82+10	36	M12x1.75P M16x2.0P	18
			HUP		25					
			MCN		25					
GD-80-S	-	-	NYN	63	28	550	103+15	46	M12x1.75P M16x2.0P	16
			HUP		28					
			MCN		28					
GD-100-S	-	-	NYN	75	30	800	120+12	53	M16x2.0P	24
			HUP		30					
			MCN		30					
GD-120-S	-	-	NYN	75	30	1,000	120+12	52	M16x2.0P	24
			MCN		30					



One moving and one set / a caster combined with a leveler

FOOT MASTER® leveling casters are Innovative multi-functional products.

- Moving a piece of equipment into a desired location and setting the unit into the exact position is easier, FOOT MASTER® leveling casters offer a smart solution.
- In addition, this pad allows for mirror adjustments in leveling requirements, helping the equipment positioned safely.
- Production lines where layout change is sometimes required would be ideal for FOOT MASTER® leveling casters .

✓ Wheel Options

NYN



- Nylon(Shore D 70)

HUP



- Cast PU(Shore D 70)
- Aluminum Core
- Plain bearing

MCN



- MC nylon(Shore D 80)

✓ Materials



- ① Top plate : Pressed steel(40~80), Forged steel(100~120)
- ② Frame : Aluminum
- ③ Handle : ABS(40~100), Bolt(120), Ratchet(GDR)
- ④ Cushion : NBR(40~100), AL(120)
- ⑤ Wheel : Refer to wheel types
- ⑥ Finish : Powder coating & Zinc galvanized

✓ Options

- FBL : Black finish is available.
- CEN : Anti-static cushion is available.(only 40/60/80/100) ⚡
- CUR : PU cushion is available.(only 40/60/80/100)



GDR-60-S-NYN-FBL



CEN



CUR

GDN/GDR series

Leveling casters
one moving and one set/anti-vibration

kg 60 ~ 1,500 kg









✓ RoHS



- Aluminum profiles/Pipe joint system
- Tester, Measuring instrument, Precision Machine
- Vending Machine, ATM, General machine
- Communication equipment, Medical appliances
- Work station, Utility stands



✓ Recommended Load = Load Cap. X 2 ✓ Temp. Range : -10 ~ 90°C

GDN	GDR	-	WHEEL TYPES	 [mm]	 [mm]	 [Kg]	 [mm]	 [mm]	 [mm]	 [mm]	 [mm]
GDN-40-F	-	-	NYN	42	20	50	71+10	30	55x55	42x42	6.5
GDN-60-F	GDR-60-F	-	NYN	50	25	250	82+10	36	73x73	58x58	7or 8.5
			HUP		25						
			MCN		25						
GDN-80-F	GDR-80-F	-	NYN	63	28	500	103+15	46	90x90	70x70	9
			HUP		28						
			MCN		28						
GDN-100-F	-	-	NYN	75	30	750	120+12	53	95x95	70x70	11
			HUP		30						
			MCN		30						
GD-120-F	-	-	NYN	75	30	1,000	120+12	52	95x95	70x70	11
			MCN		30						
GD-150-F	-	-	MCN	90	55	1,500	132+15	69	100x100	70x70	13

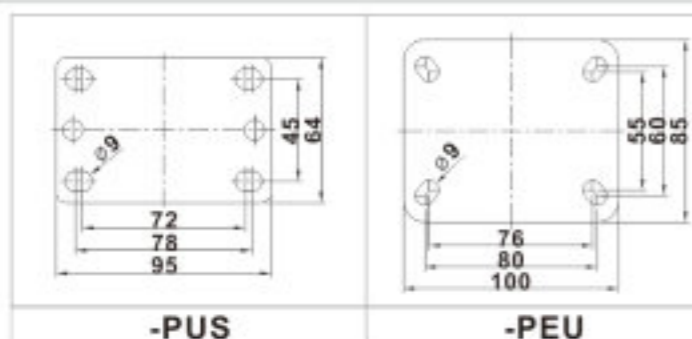


One moving and one set / a caster combined with a leveler

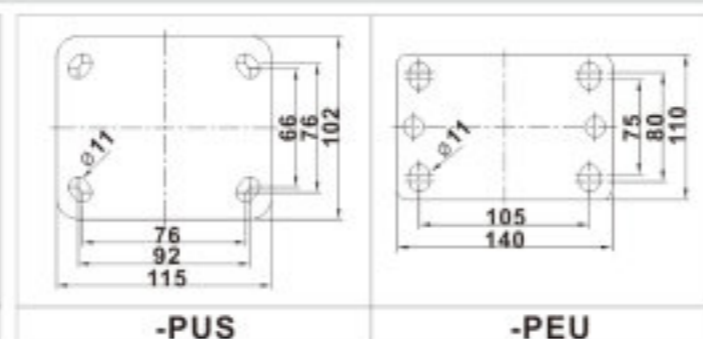
FOOT MASTER® leveling casters are Innovative multi-functional products.

- Moving a piece of equipment into a desired location and setting the unit into the exact position is easier, FOOT MASTER® leveling casters offer a smart solution.
- In addition, this pad allows for mirror adjustments in leveling requirements, helping the equipment positioned safely.
- Production lines where layout change is sometimes required would be ideal for FOOT MASTER® leveling casters .

✓ Plate type(only60)



✓ Plate type(only100/120)



✓ Materials

- ① Top plate : Pressed steel(40~120), Forged steel(150)
- ② Frame : Aluminum
- ③ Handle : ABS(40~100), Bolt(120~150), Ratchet(GDR)
- ④ Cushion : NBR(40~100), AL(120~150)
- ⑤ Wheel : Refer to wheel types
- ⑥ Finish : Powder coating & Zinc galvanized

✓ Wheel Options



- Nylon(Shore D 70)
- Cast PU(Shore D 70)
- Aluminum Core
- Plain bearing
- MC nylon(Shore D 80)

✓ Options

- FBL : Black finish is available.
- CEN : Anti-static cushion is available.(only 40/60/80/100) ⚡
- CUR : PU cushion is available.(only 40/60/80/100)



GD-40-F-NYN-FBL

CEN

CUR

GDN/GDR series

Leveling casters
one moving and one set/anti-vibration

kg 60 ~ 1,000 kg








✓ RoHS



- Aluminum profiles/Pipe joint system
- Tester, Measuring instrument, Precision Machine
- Vending Machine, ATM, General machine
- Communication equipment, Medical appliances
- Work station, Utility stands



√ Recommended Load = Load Cap. X 2 √ Temp. Range : -10 ~ 90°C

GDN	GDR	-	WHEEL TYPES	 [mm]	 [mm]	 [Kg]	 [mm]	 [mm]	 [mm]	 [mm]
GDN-40-S	-	-	NYN	42	20	50	71+10	30	M8x1.25P	10
GDN-60-S	GDR-60-S	-	NYN	50	25	250	82+10	36	M12x1.75P M16x2.0P	18
			HUP		25					
			MCN		25					
GDN-80-S	GDR-80-S	-	NYN	63	28	500	103+15	46	M12x1.75P M16x2.0P	16
			HUP		28					
			MCN		28					
GDN-100-S	-	-	NYN	75	30	750	120+12	53	M16x2.0P	24
			HUP		30					
			MCN		30					
GD-120-S	-	-	NYN	75	30	1,000	120+12	52	M16x2.0P	24
			MCN		30					



One moving and one set / a caster combined with a leveler


FOOT MASTER® leveling casters are Innovative multi-functional products.

- Moving a piece of equipment into a desired location and setting the unit into the exact position is easier, FOOT MASTER® leveling casters offer a smart solution.
- In addition, this pad allows for mirror adjustments in leveling requirements, helping the equipment positioned safely.
- Production lines where layout change is sometimes required would be ideal for FOOT MASTER® leveling casters .

√ Wheel Options

NYN  <ul style="list-style-type: none"> • Nylon(Shore D 70) 	HUP  <ul style="list-style-type: none"> • Cast PU(Shore D 70) • Aluminum Core • Plain bearing 	MCN  <ul style="list-style-type: none"> • MC nylon(Shore D 80)
--	--	---

√ Materials

	<ol style="list-style-type: none"> ① Top plate : Pressed steel(40~80), Forged steel(100~120) ② Frame : Aluminum ③ Handle : ABS(40~100), Bolt(120), Ratchet(GDR) ④ Cushion : NBR(40~100), AL(120) ⑤ Wheel : Refer to wheel types ⑥ Finish : Powder coating & Zinc galvanized
---	---

√ Options

- FBL : Black finish is available.
- CEN : Anti-static cushion is available.(only 40/60/80/100) ⚡
- CUR : PU cushion is available.(only 40/60/80/100)



SGDN(Stainless) series

Stainless Leveling casters
one moving and one set/anti-vibration

kg 250 ~ 500 kg








✓ RoHS



- Carts for Kitchen, restaurant, hotel
- Carts for school feeding
- Tester, Measuring instrument, Precision Machine
- Vending Machine, ATM, General machine
- Communication equipment, Medical appliances



✓ Recommended Load = Load Cap. X 2 ✓ Temp. Range : -10 ~ 90°C

SGDN	-	-	WHEEL TYPES	 [mm]	 [mm]	 [Kg]	 [mm]	 [mm]	 [mm]	 [mm]	
SGDN-60-F	-	-	NYN	50	25	280	82+10	36	73x73	58x58	7
			MCN		25						
SGDN-80-F	-	-	NYN	63	28	550	103+15	46	90x90	70x70	9
			MCN		28						



One moving and one set / a caster combined with a leveler

FOOT MASTER® leveling casters are Innovative multi-functional products.

- Moving a piece of equipment into a desired location and setting the unit into the exact position is easier, FOOT MASTER® leveling casters offer a smart solution.
- In addition, this pad allows for mirror adjustments in leveling requirements, helping the equipment positioned safely.
- Production lines where layout change is sometimes required would be ideal for FOOT MASTER® leveling casters .

✓ Wheel Options

NYN



• Nylon(Shore D 70)

MCN



• MC nylon(Shore D 80)

✓ Materials



- ① Top plate : Stainless steel
- ② Frame : Stainless steel
- ③ Handle : ABS
- ④ Cushion : NBR
- ⑤ Wheel : Refer to wheel types
- ⑥ Finish : Electrolytic Polishing

✓ Options

- CEN : Anti-static cushion is available. ⚡
- CUR : PU cushion is available.



CEN



CUR

SGDN(Stainless) series

Stainless Leveling casters
one moving and one set/anti-vibration








kg 250 ~ 500 kg

✓ RoHS



- Carts for Kitchen, restaurant, hotel
- Carts for school feeding
- Tester, Measuring instrument, Precision Machine
- Vending Machine, ATM, General machine
- Communication equipment, Medical appliances

✓ Recommended Load = Load Cap. X 2 ✓ Temp. Range : -10 ~ 90°C

SGDN	-	-	WHEEL TYPES	 [mm]	 [mm]	 (Kg)	 [mm]	 [mm]	 [mm]	 [mm]
SGDN-60-S	-	-	NYN	50	25	280	82+10	36	M12x1.75P	18
			MCN		25					
SGDN-80-S	-	-	NYN	63	28	550	103+15	46	M12x1.75P	16
			MCN		28					



One moving and one set / a caster combined with a leveler

FOOT MASTER® leveling casters are Innovative multi-functional products.

- Moving a piece of equipment into a desired location and setting the unit into the exact position is easier, FOOT MASTER® leveling casters offer a smart solution.
- In addition, this pad allows for mirror adjustments in leveling requirements, helping the equipment positioned safely.
- Production lines where layout change is sometimes required would be ideal for FOOT MASTER® leveling casters .

✓ Wheel Options

NYN



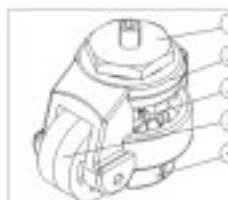
• Nylon(Shore D 70)

MCN



• MC nylon(Shore D 80)

✓ Materials



- ① Top plate : Stainless steel
- ② Frame : Stainless steel
- ③ Handle : ABS
- ④ Cushion : NBR
- ⑤ Wheel : Refer to wheel types
- ⑥ Finish : Electrolytic Polishing

✓ Options

- CEN : Anti-static cushion is available. ⚡
- CUR : PU cushion is available.



CEN



CUR

GDS series

Shock absorbing casters - Fine shock absorbing

kg 100 ~ 350 kg







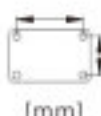

✓ RoHS



- Equipment or carts in cleanroom
- Medical equipment
- Equipment or carts in need of shock absorbing
- Auto ware house
- Trolleys for hotel or restaurant



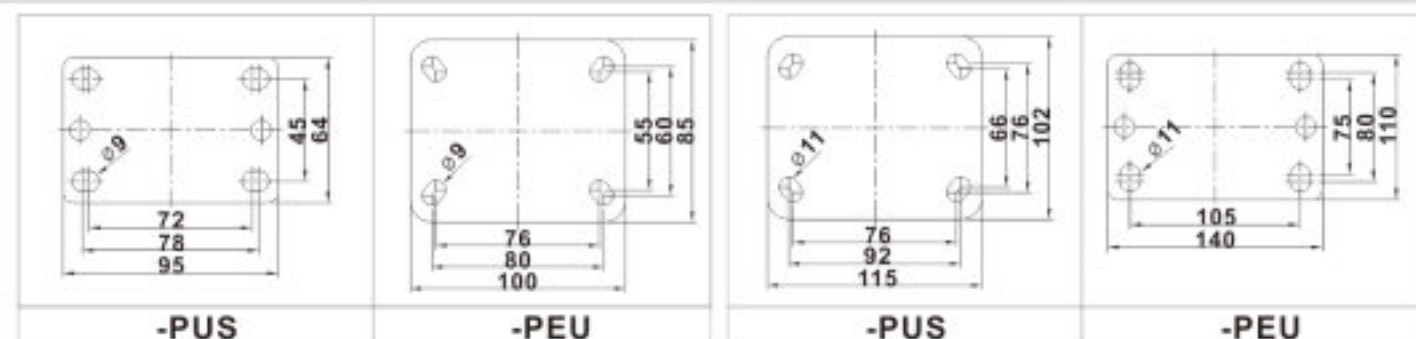
✓ Recommended Load = Load Cap. X 3 ✓ Temp. Range : -10 ~ 90°C

Swive	Rigid	Swivel/Brake	Rigid/Brake	WHEEL TYPES	Rubber								
						[mm]	[mm]	[Kg]	[mm]	[mm]	[mm]	[mm]	[mm]
GDS-100-ASF	GDS-100-ARF	GDS-100-BSF	GDS-100-BRF	LUD	65' 75'	100	30	100	160-20	45-53	73x73	58x58	7
GDS-125-ASF	GDS-125-ARF	GDS-125-BSF	GDS-125-BRF	LUD	65' 75'	125	30	100	187-20	45-54	73x73	58x58	7
GDS-130-ASF	GDS-130-ARF	GDS-130-BSF	GDS-130-BRF	HUD	65' 75'	130	40	350	200-30	36-50	95x95	70x70	11
GDS-150-ASF	GDS-150-ARF	GDS-150-BSF	GDS-150-BRF	HUD	65' 75'	150	40	350	230-30	36-50	95x95	70x70	11
GDS-200-ASF	GDS-200-ARF	GDS-200-BSF	GDS-200-BRF	HUD	65' 75'	200	40	350	270-35	55-76	95x95	70x70	11

✓ Plate type(only100/125)

✓ Plate type(only130/150/200)

✓ Materials



- ① Top plate : Pressed steel
- ② Frame : Aluminum
- ③ Leg : Aluminum(100, 125, 200), Pressed steel(130, 150)
- ④ Spring : Special rubber
- ⑤ Wheel : Refer to wheel types
- ⑥ Finish : Powder coating & Zinc galvanized

✓ Wheel types

LUD



- Cast PU(Shore A 90)
- Aluminum core
- 2 Ball bearings

HUD



- Cast PU(Shore A 95)
- Aluminum core
- 2 Ball bearings

✓ Options

- FBL : Black finish is available.
- WEU : Anti-static Polyurethane(Black Color), Top plate Zinc galvanized ⚡



GDS-100-ASF-LUD-WEU-65'

GDS series

Shock absorbing casters - Fine shock absorbing

kg 100 ~ 350 kg








✓ RoHS



- Equipment or carts in cleanroom
- Medical equipment
- Equipment or carts in need of shock absorbing
- Auto ware house
- Trolleys for hotel or restaurant



✓ Recommended Load = Load Cap. X 3 ✓ Temp. Range : -10 ~ 90°C

Swivel	Rigid	Swivel/Brake	Rigid/Brake	WHEEL TYPES	Rubber	 [mm]	 [mm]	 [Kg]	 [mm]	 [mm]	 [mm]	 [mm]
GDS-100-ASS	GDS-100-ARS	GDS-100-BSS	GDS-100-BRS	LUD	65' 75'	100	30	100	160-20	45-53	M12x1.75P	18
GDS-125-ASS	GDS-125-ARS	GDS-125-BSS	GDS-125-BRS	LUD	65' 75'	125	30	100	187-20	45-54	M12x1.75P	18
GDS-130-ASS	GDS-130-ARS	GDS-130-BSS	GDS-130-BRS	HUD	65' 75'	130	40	350	200-30	36-50	M16x2.0P	24
GDS-150-ASS	GDS-150-ARS	GDS-150-BSS	GDS-150-BRS	HUD	65' 75'	150	40	350	230-30	36-50	M16x2.0P	24
GDS-200-ASS	GDS-200-ARS	GDS-200-BSS	GDS-200-BRS	HUD	65' 75'	200	40	350	270-35	55-76	M16x2.0P	24

✓ Wheel types

LUD



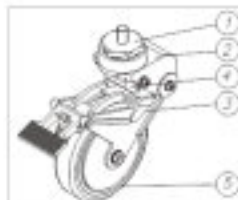
- Cast PU(Shore A 90)
- Aluminum core
- 2 Ball bearings

HUD



- Cast PU(Shore A 95)
- Aluminum core
- 2 Ball bearings

✓ Materials



- ① Top plate : Pressed steel(100~125), Forged steel(130~200)
- ② Frame : Aluminum
- ③ Leg : Aluminum(100, 125, 200), Pressed steel(130, 150)
- ④ Spring : Special rubber
- ⑤ Wheel : Refer to wheel types
- ⑥ Finish : Powder coating & Zinc galvanized

✓ Options

- FBL : Black finish is available.
- WEU : Anti-static Polyurethane(Black Color), Top plate Zinc galvanized ⚡



GDS-100-ASS-LUD-WEU-65*

GDSD series

Shock absorbing casters - Fine shock absorbing











kg 100 ~ 350 kg

✓ RoHS

- Equipment or carts in cleanroom
- Medical equipment
- Equipment or carts in need of shock absorbing
- Auto ware house
- Trolleys for hotel or restaurant










√ Recommended Load = Load Cap. X 3 √ Temp. Range : -10 ~ 90°C

Swivel	Rigid	Swivel/Brake	WHEEL TYPES	Rubber								
					[mm]	[mm]	[Kg]	[mm]	[mm]	[mm]	[mm]	[mm]
GDSD-100-ASF	GDSD-100-ARF	-	LUD	65°	100	30x2	100	162.5-20	45~53	73x73	58x58	7
GDSD-130-ASF	GDSD-130-ARF	-	HUD	65°	130	40x2	350	227-30	50~66	95x95	70x70	11



√ Recommended Load = Load Cap. X 3 √ Temp. Range : -10 ~ 90°C

Swivel	Rigid	Swivel/Brake	WHEEL TYPES	Rubber							
					[mm]	[mm]	[Kg]	[mm]	[mm]	[mm]	[mm]
GDSD-100-ASS	GDSD-100-ARS	-	LUD	65°	100	30x2	100	162.5-20	45~53	M12x1.75P	18

√ Wheel types

LUD



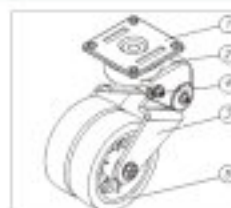
- Cast PU(Shore A 90)
- Aluminum core
- 2 Ball bearings

HUD



- Cast PU(Shore A 95)
- Aluminum core
- 2 Ball bearings

√ Materials



- ① Top plate : Pressed steel(100), Forged steel(130)
- ② Frame : Aluminum
- ③ Leg : Pressed steel
- ④ Spring : Special rubber
- ⑤ Wheel : Refer to wheel types
- ⑥ Finish : Powder coating & Zinc galvanized

√ Options

- WEU : Anti-static Polyurethane(Black Color), Top plate Zinc galvanized ⚡

GSST series

Shock absorbing casters - Towable by a power car

kg 400 ~ 1,350 kg









✓ RoHS



- Carts for automobile parts
- Trolleys in cleanroom
- Equipment or carts in need of shock absorbing
- Auto ware house
- Equipment or carts towed by a car



✓ Recommended Load = Load Cap. X 3 ✓ Temp. Range : -10 ~ 90°C

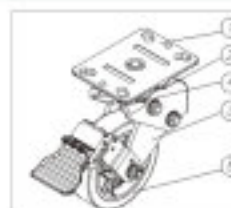
Swivel	Rigid	Swivel/Brake	WHEEL TYPES	Rubber								
					[mm]	[mm]	[Kg]	[mm]	[mm]	[mm]	[mm]	[mm]
GSST-130-ASF	GSST-130-ARF	GSST-130-BSF	HUD	65' 75'	130	40	400	200-21	46-55	160x120	135x85 125x65	15
GSST-150-ASF	GSST-150-ARF	GSST-150-BSF	HUD	65' 75'	150	40	400	232-30	46-61	160x120	135x85 125x65	15
GSST-200-ASF	GSST-200-ARF	GSST-200-BSF	HUD	65' 75'	200	40	400	276-30	50-70	160x120	135x85 125x65	15
GSST-200W-ASF	GSST-200W-ARF	-	HUD	75'	200	48	500	279-30	50-68	160x135	140x105 105x80	14
GSST-250-ASF	GSST-250-ARF	-	HUD	65' 75'	250	60	1,350	362-30	78-92	175x140	148x111 132x99	14

✓ Wheel types



- Cast PU(Shore A 95)
- Aluminum core
- 2 Ball bearings

✓ Materials



- ① Top plate : Forged steel
- ② Frame : Pressed steel
- ③ Leg : Pressed steel
- ④ Spring : Special rubber
- ⑤ Wheel : Refer to wheel types
- ⑥ Finish : Powder coating & Zinc galvanized

✓ Options

G series

Shock absorbing casters - Fine shock absorbing



kg 100 ~ 120 kg

✓ RoHS

- Carts for material handling purpose in industrial fields
- Equipment or carts in cleanroom
- Equipment or carts in need of shock absorbing



√ Recommended Load = Load Cap. X 3 √ Temp. Range : -10 ~ 90°C

Swivel	Rigid	Swivel/Brake	Rigid/Brake	WHEEL TYPES	Rubber								
						[mm]	[mm]	[Kg]	[mm]	[mm]	[mm]	[mm]	[mm]
G-100-ASF	G-100-ARF	G-100-BSF	G-100-BRF	TUS	50°	100	30	100	150-10	45-50	100x85	80x60 77x45	9
				HRS									
				TUD									
				HRD									
				LUD									
G-125-ASF	G-125-ARF	G-125-BSF	G-125-BRF	TUS	70°	125	30	110	177.5-10	50-55	100x85	80x60 77x45	9
				HRS									
				TUD									
				HRD									
				LUD									
G-150-ASF	G-150-ARF	G-150-BSF	G-150-BRF	TUD	70°	150	30	110	200-10	50-57	100x85	80x60 77x45	9
				HRD									
				LUD									

√ Wheel types

TUS <ul style="list-style-type: none"> • Injection PU(Shore A 92) • PP core • 1 ball bearing 	HRS <ul style="list-style-type: none"> • Rubber(Shore A 85) • PP core • 1 ball bearing 	TUD <ul style="list-style-type: none"> • Injection PU(Shore A 92) • PP core • 2 ball bearing
HRD <ul style="list-style-type: none"> • Rubber(Shore A 85) • PP core • 2 ball bearing 	LUD <ul style="list-style-type: none"> • Cast PU(Shore A 90) • Aluminum core • 2 ball bearing 	

√ Materials

	① Top plate : Pressed steel
	② Frame : Pressed steel
	③ Leg : Pressed steel
	④ Spring : Special rubber
	⑤ Wheel : Refer to wheel types
	⑥ Finish : Zinc galvanized

√ Options

- WEU : Anti-static wheel is available. (Black) ⚡

G series

Shock absorbing casters - Fine shock absorbing









kg 100 ~ 120 kg

✓ RoHS

- Carts for material handling purpose in industrial fields
- Equipment or carts in cleanroom
- Equipment or carts in need of shock absorbing



√ Recommended Load = Load Cap. X 3 √ Temp. Range : -10 ~ 90°C

Swivel		Swivel/Brake		WHEEL TYPES	Rubber	 [mm]	 [mm]	 [Kg]	 [mm]	 [mm]	 [mm]
G-100-ASS	-	G-100-BSS	-	TUS	50'	100	30	100	150-10	45~50	12.5
				HRS			30	100			
				TUD			30	100			
				HRD			30	100			
				LUD			30	120			
G-125-ASS	-	G-125-BSS	-	TUS	70'	125	30	110	177.5-10	50~55	12.5
				HRS			30	110			
				TUD			30	110			
				HRD			30	110			
				LUD			30	120			
G-150-ASS	-	G-150-BSS	-	TUD	70'	150	30	110	200-10	50~57	12.5
				HRD			30	110			
				LUD			30	120			

√ Wheel types

TUS



- Injection PU(Shore A 92)
- PP core
- 1 ball bearing

HRS



- Rubber(Shore A 85)
- PP core
- 1 ball bearing

TUD



- Injection PU(Shore A 92)
- PP core
- 2 ball bearing

HRD



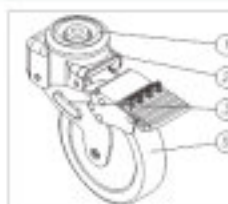
- Rubber(Shore A 85)
- PP core
- 2 ball bearing

LUD



- Cast PU(Shore A 90)
- Aluminum core
- 2 ball bearing

√ Materials



- ① Top plate : Pressed steel
- ② Frame : Pressed steel
- ③ Leg : Pressed steel
- ④ Spring : Special rubber
- ⑤ Wheel : Refer to wheel types
- ⑥ Finish : Zinc galvanized

√ Options

- WEU : Anti-static wheel is available. (Black) ⚡

GSAD series

AGV casters - dual swivel head, easier turning

kg 350 ~ 600 kg









✓ RoHS

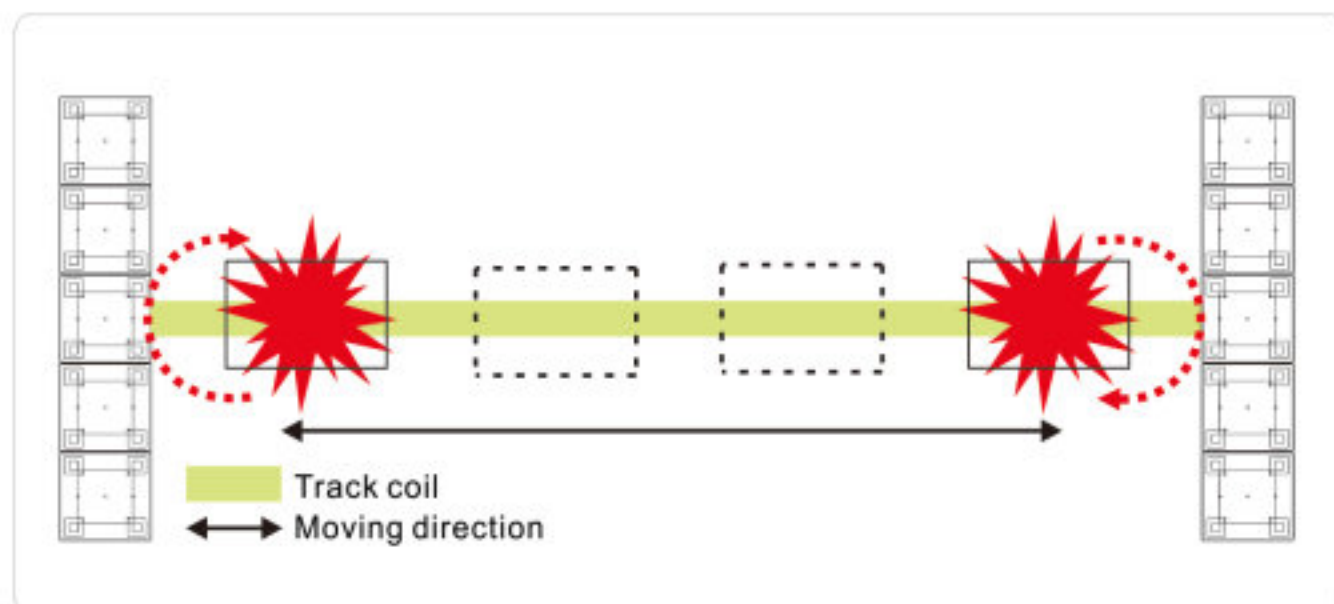


- Equipment requiring small swivel radius of casters.
- Stabilizing casters for AGVs
- Equipment with risk of getting out of track while reversing

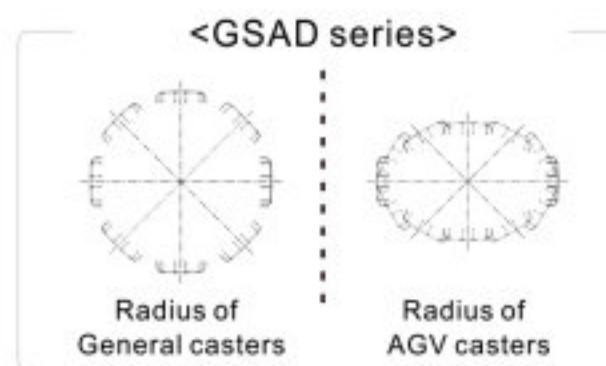


√ Recommended Load = Load Cap. X 3 √ Temp. Range : -10 ~ 90°C

Swivel	Rigid	Swivel/Brake	WHEEL TYPES	 [mm]	 [mm]	 [Kg]	 [mm]	 [mm]	 [mm]	 [mm]	 [mm]
GSAD-110-ASF	-	-	HUD	110	29x2	350	190	15~35	112x112	92x92	9
GSAD-150-ASF	-	-	HUD	150	40x2	600	235	15~35	145x130	115x100	11



Smaller swivel radius helps AGV's decrease sensor errors noticeably while AGV's are reversing (with 180° rotation of swivel caster at the same position).



√ Wheel types

HUD



- Cast PU (Shore A 95)
- Steel core
- 2 Ball bearings

√ Materials



- | |
|---|
| ① Top plate : Carbon steel |
| ② Frame : Carbon steel |
| ③ Wheel : Refer to wheel types |
| ④ Finish : Powder coating & Zinc galvanized |

√ Options

- Order-made is available

GXTS series

AGV Casters - Shock absorbing caster

kg 400 kg









✓ RoHS



- Stabilizing casters for AGVs
- Equipment that distribution of even load is required
- Heavy size equipment or carts in need of shock absorbing



✓ Recommended Load = Load Cap. X 3 ✓ Temp. Range : -10 ~ 90°C

Swivel	Rigid	Swivel/Brake	WHEEL TYPES	 [mm]	 [mm]	 [Kg]	 [mm]	 [mm]	 [mm]	 [mm]	 [mm]
GXTS-100-ASF	-	-	HUQ	100	50	400	165-10	35~39	112x112	88x88	9

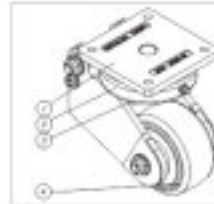
✓ Wheel types

HUQ



- Cast PU(Shore A 95)
- Steel core
- 4 Ball bearings

✓ Materials



- | |
|---|
| ① Top plate : Carbon steel / Forged steel |
| ② Frame : Carbon steel |
| ③ Spring : Special rubber |
| ④ Wheel : Refer to wheel types |
| ⑤ Finish : Powder coating & Zinc galvanized |

✓ Options

- Order-made is available

GXTA series

AGV Casters

kg 400 kg









✓ RoHS

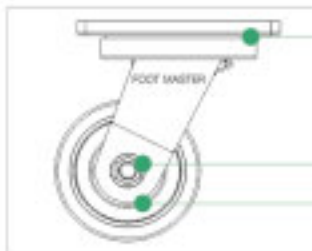


- Stabilizing casters for AGVs
- Heavy duty purpose carts
- Heavy size equipment



✓ Recommended Load = Load Cap. X 3 ✓ Temp. Range : -10 ~ 90°C

Swivel	Rigid	Swivel/Brake	WHEEL TYPES	 [mm]	 [mm]	 [Kg]	 [mm]	 [mm]	 [mm]	 [mm]	 [mm]
GXTA-100-ASF	GXTA-100-ARF	-	HUQ	100	50	400	156	35	140x112	110x75 105x80	11



- Adjustment between a plate and a frame; special heated processing
- Adjustment between a frame and wheels; 4 bearings + highest quality bearings
- Quality polyurethane; Highest quality polyurethane materials

✓ Wheel types

HUQ



- Cast PU(Shore A 95)
- Steel core
- 4 Ball bearings

✓ Materials



- | |
|---|
| ① Top plate : Forged steel |
| ② Frame : Carbon steel |
| ③ Wheel : Refer to wheel types |
| ④ Finish : Powder coating & Zinc galvanized |

✓ Options

- Order-made is available

GL series

Light duty casters









kg 40 ~ 100 kg

✓ RoHS







- Chairs, Furniture Trolleys
- Display stands
- Medical appliances




√ Recommended Load = Load Cap. X 3 √ Temp. Range : -10 ~ 90°C

Swivel	Rigid	Swivel/Brake	WHEEL TYPES	 [mm]	 [mm]	 [Kg]	 [mm]	 [mm]	 [mm]	 [mm]	 [mm]
GL-50-ASF	GL-50-ARF	GL-50-BSF	TUN	50	24	40	70	22	[SF] 65x48	54x24	7
			HRN								
GL-65-ASF	GL-65-ARF	GL-65-BSF	TUN	64	24	50	82	22	[RF] 65x38	54x24	7
			HRN								
GL-75-ASF	GL-75-ARF	GL-75-BSF	TUN	75	25	65	105	40	95x64	78x45 72x45	9
			HRN		25						
			TUS		25						
			HRS		25						
GL-100-ASF	GL-100-ARF	GL-100-BSF	TUN	100	30	90	130	37	95x64	78x45 72x45	9
			HRN		30						
			TUS		30						
			HRS		30						
			TUD		30						
			HRD		30						
GL-125-ASF	GL-125-ARF	GL-125-BSF	TUN	125	30	100	157	35	95x64	78x45 72x45	9
			HRN		30						
			TUS		30						
			HRS		30						
			TUD		30						
			HRD		30						

√ Wheel types

TUN  • Injection PU(Shore A 92) • PP core	HRN  • Rubber(Shore A 85) • PP core	TUS  • Injection PU(Shore A 92) • PP core • 1 Ball bearing
HRS  • Rubber(Shore A 85) • PP core • 1 Ball bearing	TUD  • Injection PU(Shore A 92) • PP core • 2 Ball bearings	HRD  • Rubber(Shore A 85) • PP core • 2 Ball bearings

√ Materials

	① Top plate : Pressed steel
	② Frame : Pressed steel
	③ Wheel : Refer to wheel types
	④ Finish : Zinc galvanized

√ Options

GL series

Light duty casters









kg 40 ~ 100 kg

✓ RoHS

- Chairs, Furniture Trolleys
- Display stands
- Medical appliances



√ Recommended Load = Load Cap. X 3 √ Temp. Range : -10 ~ 90°C

Swivel	Rigid	Swivel/Brake	WHEEL TYPES	 [mm]	 [mm]	 [Kg]	 [mm]	 [mm]	 [mm]	 [mm]	 [mm]
GL-50-ASS	-	GL-50-BSS	TUN	50	24	40	70	22	1/2"-12UNC	7.5+18	17
			HRN								
GL-65-ASS	-	GL-65-BSS	TUN	64	24	50	82	22	1/2"-12UNC	7.5+18	17
			HRN								
GL-75-ASS	-	GL-75-BSS	TUN	75	25	65	105	40	5/8"-11UNC M12x1.75P 1/2"-12UNC	10+25	22
			HRN		25						
			TUS		25						
			HRS		25						
GL-100-ASS	-	GL-100-BSS	TUN	100	30	90	130	37	5/8"-11UNC M12x1.75P 1/2"-12UNC	10+25	22
			HRN		30						
			TUS		30						
			HRS		30						
			TUD		30						
			HRD		30						
GL-125-ASS	-	GL-125-BSS	TUN	125	30	100	157	35	5/8"-11UNC M12x1.75P 1/2"-12UNC	10+25	22
			HRN		30						
			TUS		30						
			HRS		30						
			TUD		30						
			HRD		30						

√ Wheel types

TUN



- Injection PU(Shore A 92)
- PP core

HRN



- Rubber(Shore A 85)
- PP core

TUS



- Injection PU(Shore A 92)
- PP core
- 1 Ball bearing

HRS



- Rubber(Shore A 85)
- PP core
- 1 Ball bearing

TUD



- Injection PU(Shore A 92)
- PP core
- 2 Ball bearings

HRD



- Rubber(Shore A 85)
- PP core
- 2 Ball bearings

√ Materials




- ① Top plate : Pressed steel
- ② Frame : Pressed steel
- ③ Wheel : Refer to wheel types
- ④ Finish : Zinc galvanized

√ Options

SGL(Stainless) series

Light duty casters - stainless casters










kg 65 ~ 100 kg

✓ RoHS




- Carts for kitchen, restaurant, hotel
- Carts for school feeding
- Medical appliances




√ Recommended Load = Load Cap. X 3 √ Temp. Range : -10 ~ 90°C

Swivel	Rigid	Swivel/Brake	WHEEL TYPES	 [mm]	 [mm]	 [Kg]	 [mm]	 [mm]	 [mm]	 [mm]	
SGL-75-ASF	SGL-75-ARF	SGL-75-BSF	TUN	75	25	65	105	40	95x64	78x45 72x45	9
			HRN								
			TUSS								
			HRSS								
SGL-100-ASF	SGL-100-ARF	SGL-100-BSF	TUN	100	30	90	130	37	95x64	78x45 72x45	9
			HRN								
			TUSS								
			HRSS								
			TUD								
SGL-125-ASF	SGL-125-ARF	SGL-125-BSF	TUN	125	30	100	157	35	95x64	78x45 72x45	9
			HRN								
			TUSS								
			HRSS								
			HRD								

√ Wheel types

TUN  <ul style="list-style-type: none"> • Injection PU(Shore A 92) • PP core 	HRN  <ul style="list-style-type: none"> • Rubber(Shore A 85) • PP core 	TUSS  <ul style="list-style-type: none"> • Injection PU(Shore A 92) • PP core • 1Stainless Ball bearing
HRSS  <ul style="list-style-type: none"> • Rubber(Shore A 85) • PP core • 1Stainless Ball bearing 	TUD  <ul style="list-style-type: none"> • Injection PU(Shore A 92) • PP core • 2 Stainless Ball bearings 	HRD  <ul style="list-style-type: none"> • Rubber(Shore A 85) • PP core • 2 Stainless Ball bearings

√ Materials

	<ul style="list-style-type: none"> ① Top plate : Stainless steel ② Frame : Stainless steel ③ Wheel : Refer to wheel types
---	--

√ Options


SGL(Stainless) series

Light duty casters - stainless casters






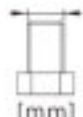
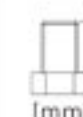

kg 65 ~ 100 kg

✓ RoHS







- Carts for kitchen, restaurant, hotel
- Carts for school feeding
- Medical appliances




√ Recommended Load = Load Cap. X 3 √ Temp. Range : -10 ~ 90°C

Swivel	Rigid	Swivel/Brake	WHEEL TYPES	 [mm]	 [mm]	 [Kg]	 [mm]	 [mm]	 [mm]	 [mm]	 [mm]
SGL-75-ASS	-	SGL-75-BSS	TUN	75	25	65	105	40	5/8"-11 UNC	10+25	22
			HRN								
			TUSS								
			HRSS								
SGL-100-ASS	-	SGL-100-BSS	TUN	100	30	90	130	37	5/8"-11 UNC	10+25	22
			HRN								
			TUSS								
			HRSS								
			TUD								
SGL-125-ASS	-	SGL-125-BSS	TUN	125	30	100	157	35	5/8"-11 UNC	10+25	22
			HRN								
			TUSS								
			HRSS								
			HRD								

√ Wheel types

TUN  <ul style="list-style-type: none"> • Injection PU(Shore A 92) • PP core 	HRN  <ul style="list-style-type: none"> • Rubber(Shore A 85) • PP core 	TUSS  <ul style="list-style-type: none"> • Injection PU(Shore A 92) • PP core • 1Stainless Ball bearing
HRSS  <ul style="list-style-type: none"> • Rubber(Shore A 85) • PP core • 1Stainless Ball bearing 	TUD  <ul style="list-style-type: none"> • Injection PU(Shore A 92) • PP core • 2 Stainless Ball bearings 	HRD  <ul style="list-style-type: none"> • Rubber(Shore A 85) • PP core • 2 Stainless Ball bearings

√ Materials

	① Top plate : Stainless steel
	② Frame : Stainless steel
	③ Wheel : Refer to wheel types

√ Options

PL series

Light duty casters - Dual Lock - Wheel & Top Plate

kg 75 ~ 120 kg








✓ RoHS



- Carts for hospitals, hotels or restaurants
- Carts in libraries or other quiet places
- Carts for light duty material handling purpose



✓ Recommended Load = Load Cap. X 3 ✓ Temp. Range : -10 ~ 90°C

Swivel	Rigid	Swivel/Brake	WHEEL TYPES	 [mm]	 [mm]	 [Kg]	 [mm]	 [mm]	 [mm]	 [mm]	
PL-75-ASF	PL-75-ARF	PL-75-BSF	TUS	75	25	75	112.5	40	95x64	78x45 72x45	9
			HRS								
			LUD								
PL-100-ASF	PL-100-ARF	PL-100-BSF	TUS	100	30	100	137.5	40	95x64	78x45 72x45	9
			HRS								
			TUD								
			HRD								
			LUD								
PL-125-ASF	PL-125-ARF	PL-125-BSF	TUS	125	30	110	162.5	40	95x64	78x45 72x45	9
			HRS								
			TUD								
			HRD								
			LUD								
PL-150-ASF	PL-150-ARF	PL-150-BSF	TUD	150	30	110	188	40	95x64	78x45 72x45	9
			HRD								
			LUD								

✓ Wheel types

TUS



- Injection PU(Shore A 92)
- PP core
- 1 Ball bearing

HRS



- Rubber(Shore A 85)
- PP core
- 1 Ball bearing

TUD



- Injection PU(Shore A 92)
- PP core
- 2 Ball bearings

HRD



- Rubber(Shore A 85)
- PP core
- 2 Ball bearings

LUD



- Cast PU(Shore A 90)
- Aluminum core
- 2 Ball bearings

✓ Materials



- ① Top plate : Pressed steel
- ② Frame : Pressed steel
- ③ Wheel : Refer to wheel types
- ④ Finish : Powder coating & Zinc galvanized

✓ Options

- FZN : Zinc galvanized frame is available.
- WEU : Anti-static wheel is available(Black) / Zinc galvanized frame. ⚡



PL-100-BSF-LUD-FZN-WEU

PL series

Light duty casters - Dual Lock - Wheel & Top Plate









kg 75 ~ 120 kg

✓ RoHS

- Carts for hospitals, hotels or restaurants
- Carts in libraries or other quiet places
- Carts for light duty material handling purpose



√ Recommended Load = Load Cap. X 3 √ Temp. Range : -10 ~ 90°C

Swivel	Rigid	Swivel/Brake	WHEEL TYPES	 [mm]	 [mm]	 [Kg]	 [mm]	 [mm]	 [mm]	 [mm]	 [mm]
PL-75-ASS	-	PL-75-BSS	TUS	75	25	75	112.5	40	5/8"-11UNC M12x1.75P 1/2"-12UNC	10.5+25	22
			HRS		25	75					
			LUD		30	90					
PL-100-ASS	-	PL-100-BSS	TUS	100	30	100	137.5	40	5/8"-11UNC M12x1.75P 1/2"-12UNC	10.5+25	22
			HRS		30	100					
			TUD		30	100					
			HRD		30	100					
PL-125-ASS	-	PL-125-BSS	TUS	125	30	110	162.5	40	5/8"-11UNC M12x1.75P 1/2"-12UNC	10.5+25	22
			HRS		30	110					
			HRD		30	110					
			LUD		30	120					
PL-150-ASS	-	PL-150-BSS	TUD	150	30	110	188	40	5/8"-11UNC M12x1.75P 1/2"-12UNC	10.5+25	22
			HRD		30	110					
			LUD		30	120					

√ Wheel types

TUS



- Injection PU(Shore A 92)
- PP core
- 1 Ball bearing

HRS



- Rubber(Shore A 85)
- PP core
- 1 Ball bearing

TUD



- Injection PU(Shore A 92)
- PP core
- 2 Ball bearings

HRD



- Rubber(Shore A 85)
- PP core
- 2 Ball bearings

LUD



- Cast PU(Shore A 90)
- Aluminum core
- 2 Ball bearings

√ Materials



- ① Top plate : Pressed steel
- ② Frame : Pressed steel
- ③ Wheel : Refer to wheel types
- ④ Finish : Powder coating & Zinc galvanized

√ Options

- FZN : Zinc galvanized frame is available.
- WEU : Anti-static wheel is available(Black) / Zinc galvanized frame. ⚡



PL-100-ASS-LUD-FZN-WEU

PL series Light duty casters


High temp.

kg 60 ~ 100 kg

✓ RoHS









- Carts for hospitals, hotels or restaurants
- Carts for oven, clean room
- Carts for steam room

Temperature

 -10 / +250°C



✓ Recommended Load = Load Cap. X 3 ✓ Temp. Range : -10 ~ 250°C

Swivel	Rigid	Swivel/Brake	WHEEL TYPES	 [mm]	 [mm]	 [Kg]	 [mm]	 [mm]	 [mm]	 [mm]	 [mm]
PL-75-ASF	PL-75-ARF	-	FRD	75	30	60	112.5	40	95x64	78x45 72x45	9
PL-100-ASF	PL-100-ARF	-	FRD	100	30	80	137.5	40	95x64	78x45 72x45	9
PL-125-ASF	PL-125-ARF	-	FRD	125	30	100	162.5	40	95x64	78x45 72x45	9

✓ Wheel types

FRD



- Fluoro rubber(Shore A85)
- Aluminum core
- 2 Ball bearings

✓ Materials



- ① Top plate : Pressed steel
- ② Frame : Pressed steel
- ③ Wheel : Refer to wheel types
- ④ Finish : Zinc galvanized

✓ Options

PL series Light duty casters


High temp.

kg 60 ~ 100 kg

✓ RoHS









- Carts for hospitals, hotels or restaurants
- Carts for oven, clean room
- Carts for steam room

Temperature

 -10 / +250°C



✓ Recommended Load = Load Cap. X 3 ✓ Temp. Range : -10 ~ 250°C

Swivel	Rigid	Swivel/Brake	WHEEL TYPES	 [mm]	 [mm]	 [Kg]	 [mm]	 [mm]	 [mm]	 [mm]	 [mm]
PL-75-ASF	-	-	FRD	75	30	60	112.5	40	5/8"-11UNC M12x1.75P 1/2"-12UNC	10.5+25	22
PL-100-ASF	-	-	FRD	100	30	80	137.5	40	5/8"-11UNC M12x1.75P 1/2"-12UNC	10.5+25	22
PL-125-ASF	-	-	FRD	125	30	100	162.5	40	5/8"-11UNC M12x1.75P 1/2"-12UNC	10.5+25	22

✓ Wheel types

FRD



- Fluoro rubber(Shore A85)
- Aluminum core
- 2 Ball bearings

✓ Materials



- | |
|--------------------------------|
| ① Top plate : Pressed steel |
| ② Frame : Pressed steel |
| ③ Wheel : Refer to wheel types |
| ④ Finish : Zinc galvanized |

✓ Options

P series

Light duty casters - Dual Lock - Wheel & Top Plate

kg 100 ~ 120 kg









✓ RoHS



- Carts for hospitals, hotels or restaurants
- Carts in libraries or other quiet places
- Carts for light duty material handling purpose




✓ Recommended Load = Load Cap. X 3 ✓ Temp. Range : -10 ~ 90°C

Swivel	Rigid	Swivel/Brake	WHEEL TYPES	 [mm]	 [mm]	 [Kg]	 [mm]	 [mm]	 [mm]	 [mm]	 [mm]
P-100-ASF	P-100-ARF	P-100-BSF	TUS	100	30	100	140	45	100x85	80x60 77x45	9
			HRS		30	100					
			TUD		30	100					
			HRD		30	100					
			LUD		30	120					
P-125-ASF	P-125-ARF	P-125-BSF	TUS	125	30	110	165	45	100x85	80x60 77x45	9
			HRS		30	110					
			TUD		30	110					
			HRD		30	110					
			LUD		30	120					

✓ Wheel types

TUS  <ul style="list-style-type: none"> • Injection PU(Shore A 92) • PP core • 1 Ball bearing 	HRS  <ul style="list-style-type: none"> • Rubber(Shore A 85) • PP core • 1 Ball bearing 	TUD  <ul style="list-style-type: none"> • Injection PU(Shore A 92) • PP core • 2 Ball bearings
HRD  <ul style="list-style-type: none"> • Rubber(Shore A 85) • PP core • 2 Ball bearings 	LUD  <ul style="list-style-type: none"> • Cast PU(Shore A 90) • Aluminum core • 2 Ball bearings 	

✓ Materials

	① Top plate : Pressed steel
	② Frame : Pressed steel
	③ Wheel : Refer to wheel types
	④ Finish : Powder coating & Zinc galvanized

✓ Options

- WEU : Anti-static wheel is available(Black) 

P series

Light duty casters - Dual Lock - Wheel & Top Plate







kg 100 ~ 120 kg

✓ RoHS

- Carts for hospitals, hotels or restaurants
- Carts in libraries or other quiet places
- Carts for light duty material handling purpose



✓ Recommended Load = Load Cap. X 3 ✓ Temp. Range : -10 ~ 90°C

Swivel	Rigid	Swivel/Brake	WHEEL TYPES	 [mm]	 [mm]	 [Kg]	 [mm]	 [mm]	 [mm]
P-100-ASS	-	P-100-BSS	TUS	100	30	100	140	45	12.5
			HRS		30	100			
			TUD		30	100			
			HRD		30	100			
			LUD		30	120			
P-125-ASS	-	P-125-BSS	TUS	125	30	110	165	45	12.5
			HRS		30	110			
			TUD		30	110			
			HRD		30	110			
			LUD		30	120			

✓ Wheel types

TUS



- Injection PU(Shore A 92)
- PP core
- 1 Ball bearing

HRS



- Rubber(Shore A 85)
- PP core
- 1 Ball bearing

TUD



- Injection PU(Shore A 92)
- PP core
- 2 Ball bearings

HRD



- Rubber(Shore A 85)
- PP core
- 2 Ball bearings

LUD



- Cast PU(Shore A 90)
- Aluminum core
- 2 Ball bearings

✓ Materials



- ① Top plate : Pressed steel
- ② Frame : Pressed steel
- ③ Wheel : Refer to wheel types
- ④ Finish : Powder coating & Zinc galvanized

✓ Options

- WEU : Anti-static wheel is available(Black) 

GDC series

Light duty casters - Dual Lock - Wheel & Top Plate

kg 120 kg









✓ RoHS



- Carts for hotel or restaurant
- Medical appliances
- Carts in cleanrooms










✓ Recommended Load = Load Cap. X 3 ✓ Temp. Range : -10 ~ 90°C

Swivel	Rigid	Swivel/Brake	Rigid/Brake	WHEEL TYPES	 [mm]	 [mm]	 [Kg]	 [mm]	 [mm]	 [mm]	 [mm]	 [mm]
GDC-100-ASF	GDC-100-ARF	GDC-100-BSF	GDC-100-BRF	LUD	100	30	120	135	40	SF:73x73 RF:93x73	SF:58x58 RF:76x58	7
GDC-125-ASF	GDC-125-ARF	GDC-125-BSF	GDC-125-BRF	LUD	125	30	120	162	40	SF:73x73 RF:93x73	SF:58x58 RF:76x58	7



✓ Recommended Load = Load Cap. X 3 ✓ Temp. Range : -10 ~ 90°C

Swivel	Rigid	Swivel/Brake	Rigid/Brake	WHEEL TYPES	 [mm]	 [mm]	 [Kg]	 [mm]	 [mm]	 [mm]	 [mm]
GDC-100-ASS	GDC-100-ARS	GDC-100-BSS	GDC-100-BRS	LUD	100	30	120	135	40	M12x1.75P	30
GDC-125-ASS	GDC-125-ARS	GDC-125-BSS	GDC-125-BRS	LUD	125	30	120	162	40	M12x1.75P	30

✓ Wheel types



- Cast PU(Shore A 90)
- Aluminum core
- 2 Ball bearings

✓ Materials



- | |
|--|
| ① Top plate : Pressed steel / Rigid-Aluminum |
| ② Frame : Aluminum |
| ③ Wheel : Refer to wheel types |
| ④ Finish : Powder coating & Zinc galvanized |

✓ Options

GDD series

Light duty casters









kg 75 kg

✓ RoHS

- Furniture
- Office machines, Display stands
- Medical appliances










✓ Recommended Load = Load Cap. X 3 ✓ Temp. Range : -10 ~ 90°C

Swivel	Rigid	Swivel/Brake	WHEEL TYPES	 [mm]	 [mm]	 [Kg]	 [mm]	 [mm]	 [mm]	 [mm]	 [mm]
GDD-75-ASF	-	GDD-75-BSF	LUP	75	17x2	75	95	30	60x60	47x47	6



✓ Recommended Load = Load Cap. X 3 ✓ Temp. Range : -10 ~ 90°C

Swivel	Rigid	Swivel/Brake	WHEEL TYPES	 [mm]	 [mm]	 [Kg]	 [mm]	 [mm]	 [mm]	 [mm]
GDD-75-ASS	-	GDD-75-BSS	LUP	75	17x2	75	90	30	M12x1.75	25

✓ Wheel types

LUP



- Cast PU(Shore A 90)
- Aluminum core
- 2 Ball bearings

✓ Materials



- | |
|---|
| ① Top plate : Pressed steel |
| ② Frame : Aluminum diecasted |
| ③ Wheel : Refer to wheel types |
| ④ Finish : Powder coating & Zinc galvanized |

✓ Options

- FBL : Black frame is available
- WEU : Anti-static wheel is available.(Black) ⚡



GDD-75-BSF-LUP-FBL-WEU

RT1 series

Medium duty casters

kg 280 kg







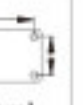

✓ RoHS



- ROLLTAINER in warehouse
- Carts for material handling purpose in factories
- Carts of plastic box
- Medium duty purpose carts



✓ Recommended Load = Load Cap. X 3 ✓ Temp. Range : -10 ~ 90°C

Swivel	Rigid	Swivel/Brake	WHEEL TYPES	 [mm]	 [mm]	 [Kg]	 [mm]	 [mm]	 [mm]	 [mm]	 [mm]
RT1-150-ASF	RT1-150-ARF	RT1-150-BSF	MUID	150	45	280	190	40	[SF] 102x102	80x80	11
									[RF] 75x75		
									108x114		

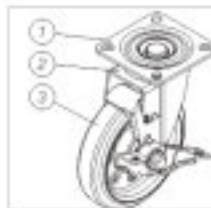
✓ Wheel types

MUID



- Cast PU(Shore A 95)
- Pressed steel core
- Integrated double ball bearing

✓ Materials



- | |
|--------------------------------|
| ① Top plate : Pressed steel |
| ② Frame : Pressed steel |
| ③ Wheel : Refer to wheel types |
| ④ Finish : Zinc galvanized |

✓ Options

RT2 series

Medium duty casters

kg 320 kg









✓ RoHS



- ROLLTAINER in warehouse
- Carts for material handling purpose in factories
- Carts of plastic box
- Medium duty purpose carts



✓ Recommended Load = Load Cap. X 3 ✓ Temp. Range : -10 ~ 90°C

Swivel	Rigid	Swivel/Brake	WHEEL TYPES	 [mm]	 [mm]	 [Kg]	 [mm]	 [mm]	 [mm]	 [mm]	 [mm]
RT2-150-ASF	RT2-150-ARF	RT2-150-BSF	MUID	150	45	320	198	40	[SF] 118x118 [RF] 126x87	[SF] 90x90 80x80 [RF] 100x55	11

✓ Wheel types

MUID



- Cast PU(Shore A 95)
- Pressed steel core
- Integrated double ball bearing

✓ Materials



- | |
|--------------------------------|
| ① Top plate : Pressed steel |
| ② Frame : Pressed steel |
| ③ Wheel : Refer to wheel types |
| ④ Finish : Zinc galvanized |

✓ Options

RT3 series

Medium duty casters

kg 280 kg









✓ RoHS



- ROLLTAINER in warehouse
- Carts for material handling purpose in factories
- Carts of plastic box
- Medium duty purpose carts



✓ Recommended Load = Load Cap. X 3 ✓ Temp. Range : -10 ~ 90°C

Swivel	Rigid	Swivel/Brake	WHEEL TYPES	 [mm]	 [mm]	 [Kg]	 [mm]	 [mm]	 [mm]	 [mm]	 [mm]
RT3-150-ASF	RT3-150-ARF	RT3-150-BSF	MUID	150	45	280	190	40	115x102	92x66 84x71	11

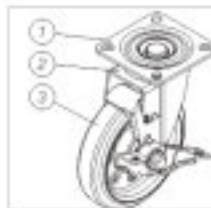
✓ Wheel types

MUID



- Cast PU(Shore A 95)
- Pressed steel core
- Integrated double ball bearing

✓ Materials



- | | |
|---|------------------------------|
| ① | Top plate : Pressed steel |
| ② | Frame : Pressed steel |
| ③ | Wheel : Refer to wheel types |
| ④ | Finish : Zinc galvanized |

✓ Options

PM series

Medium duty casters

kg 200 ~ 500 kg








✓ RoHS



- Carts for school feeding
- Carts for hospitals, hotels
- Carts for material handling purpose in factories
- Medium duty purpose carts




✓ Recommended Load = Load Cap. X 3 ✓ Temp. Range : -10 ~ 90°C

Swivel	Rigid	Swivel/Brake	WHEEL TYPES	 [mm]	 [mm]	 [Kg]	 [mm]	 [mm]	 [mm]	 [mm]			
PM-100-ASF	PM-100-ARF	PM-100-BSF	MUD	100	40	250	136	50	115x102	92x66 76x76	11		
			HUD									48	300
			SUD									40	200
			MCD									48	350
			NYD									48	350
PM-130-ASF	PM-130-ARF	PM-130-BSF	MUD	130	40	300	162	50	115x102	92x66 76x76	11		
			HUD									48	350
			SUD									40	270
			HUWD									48	400
			MCD									48	400
PM-150-ASF	PM-150-ARF	PM-150-BSF	MUD	150	40	350	190	50	115x102	92x66 76x76	11		
			HUD									48	400
			SUD									40	330
			HUWD									48	450
			MCD									48	450
PM-200-ASF	PM-200-ARF	PM-200-BSF	MUD	200	40	400	239	65	115x102	92x66 76x76	11		
			HUD									40	450
			MCD									40	500


✓ Wheel types

MUD  <ul style="list-style-type: none"> • Cast PU(Shore A 95) • Aluminum core • 2 Ball bearings 	HUD  <ul style="list-style-type: none"> • Cast PU(Shore A 95) • Aluminum core • 2 Ball bearings 	SUD  <ul style="list-style-type: none"> • Cast PU(Shore A 75) • Aluminum core • 2 Ball bearings
HUWD  <ul style="list-style-type: none"> • Cast PU(Shore A 95) • Aluminum core • 2 Ball bearings 	MCD  <ul style="list-style-type: none"> • MC nylon(Shore D 80) • 2 Ball bearings 	NYD  <ul style="list-style-type: none"> • Nylon(Shore D70) • 2 Ball bearings

✓ Materials

	① Top plate : Pressed steel
	② Frame : Pressed steel
	③ Wheel : Refer to wheel types
	④ Finish : Powder coating & Zinc galvanized

✓ Options

- FZN : Zinc galvanized Frame is available
- WEU : Anti-static wheel is available.(Black), Zinc galvanized Frame 



PM-100-ASF-HUD-FZN-WEU

SPM(Stainless) series

Medium duty casters - stainless casters

kg 180 ~ 210 kg









✓ RoHS



- Carts for school feeding
- Carts for hospitals, hotels
- Carts for salt water applications
- Carts for pharmaceutical Industries, fishery/aquariums



✓ Recommended Load = Load Cap. X 3 ✓ Temp. Range : -10 ~ 90°C

Swivel	Rigid	Swivel/Brake	WHEEL TYPES	 [mm]	 [mm]	 [Kg]	 [mm]	 [mm]	 [mm]	 [mm]	 [mm]
SPM-130-ASF	SPM-130-ARF	SPM-130-BSF	HRD	130	48	180	162	50	115x102	92x66 76x76	11
SPM-150-ASF	SPM-150-ARF	SPM-150-BSF	HRD	150	48	210	190	50	115x102	92x66 76x76	11

✓ Wheel types



- Rubber(Shore A 85)
- PP core
- 2 Stainless Ball bearings

✓ Materials



- | | |
|---|---------------------------------|
| ① | Top plate : Stainless steel |
| ② | Frame : Stainless steel |
| ③ | Wheel : Refer to wheel types |
| ④ | Finish : Electrolytic Polishing |

✓ Options

GH series

Medium duty casters

kg 200 ~ 600 kg









✓ RoHS



- Carts for material handling purpose in factories
- Moving for heavy size equipment
- Medium duty purpose carts




✓ Recommended Load = Load Cap. X 3 ✓ Temp. Range : -10 ~ 90°C

Swivel	Rigid	Swivel/Brake	WHEEL TYPES	 [mm]	 [mm]	 [Kg]	 [mm]	 [mm]	 [mm]	 [mm]	 [mm]			
GH-100-ASF	GH-100-ARF	GH-100-BSF	MUD	100	40	250	156	50	115x102	92x66	76x76	11		
			HUD										48	400
			SUD										40	200
			MCD										48	600
			NYD										48	600
GH-130-ASF	GH-130-ARF	GH-130-BSF	MUD	130	40	300	185.5	50	115x102	92x66	76x76	11		
			HUD										48	430
			SUD										40	270
			HUWD										48	500
			MCD										48	600
GH-150-ASF	GH-150-ARF	GH-150-BSF	MUD	150	40	350	205.5	50	115x102	92x66	76x76	11		
			HUD										48	550
			SUD										40	330
			HUWD										48	600
			MCD										48	600
GH-200-ASF	GH-200-ARF	GH-200-BSF	MUD	200	40	400	241	65	115x102	92x66	76x76	11		
			HUD										40	550
			MCD										40	600

✓ Wheel types

MUD  <ul style="list-style-type: none"> • Cast PU(Shore A 95) • Aluminum core • 2 Ball bearings 	HUD  <ul style="list-style-type: none"> • Cast PU(Shore A 95) • Aluminum core • 2 Ball bearings 	SUD  <ul style="list-style-type: none"> • Cast PU(Shore A 75) • Aluminum core • 2 Ball bearings
HUWD  <ul style="list-style-type: none"> • Cast PU(Shore A 95) • Aluminum core • 2 Ball bearings 	MCD  <ul style="list-style-type: none"> • MC nylon(Shore D 80) • 2 Ball bearings 	NYD  <ul style="list-style-type: none"> • Nylon(Shore D70) • 2 Ball bearings

✓ Materials

	① Top plate : Pressed steel
	② Frame : Pressed steel
	③ Wheel : Refer to wheel types
	④ Finish : Zinc galvanized

✓ Options

- WEU : Anti-static wheel is available(Black) ⚡

PH series

Medium duty casters

kg 200 ~ 600 kg








✓ RoHS



- Carts for material handling purpose in factories
- Moving for heavy size equipment
- Medium duty purpose carts




✓ Recommended Load = Load Cap. X 3 ✓ Temp. Range : -10 ~ 90°C

Swivel	Rigid	Swivel/Brake	WHEEL TYPES	 [mm]	 [mm]	 [Kg]	 [mm]	 [mm]	 [mm]	 [mm]		
PH-100-ASF	PH-100-ARF	PH-100-BSF	HUD	100		48	157	50	100x85	80x60 77x45	9	
			MUD			40						300
			SUD			40						200
			MCD			48						600
			NYD			48						600
PH-130-ASF	PH-130-ARF	PH-130-BSF	HUD	130		40	186	50	100x85	80x60 77x45	9	
			MUD			40						320
			SUD			40						270
			HUWD			48						500
			MCD			48						600
PH-150-ASF	PH-150-ARF	PH-150-BSF	HUD	150		40	206	50	100x85	80x60 77x45	9	
			MUD			40						350
			SUD			40						330
			HUWD			48						600
			MCD			48						600

✓ Wheel types

MUD  <ul style="list-style-type: none"> • Cast PU(Shore A 95) • Aluminum core • 2 Ball bearings 	HUD  <ul style="list-style-type: none"> • Cast PU(Shore A 95) • Aluminum core • 2 Ball bearings 	SUD  <ul style="list-style-type: none"> • Cast PU(Shore A 75) • Aluminum core • 2 Ball bearings
HUWD  <ul style="list-style-type: none"> • Cast PU(Shore A 95) • Aluminum core • 2 Ball bearings 	MCD  <ul style="list-style-type: none"> • MC nylon(Shore D 80) • 2 Ball bearings 	NYD  <ul style="list-style-type: none"> • Nylon(Shore D70) • 2 Ball bearings

✓ Materials

	① Top plate : Pressed steel
	② Frame : Pressed steel
	③ Wheel : Refer to wheel types
	④ Finish : Powder coating & Zinc galvanized

✓ Options

- WEU : Anti-static wheel is available.(Black), Zinc galvanized Frame 



PH-130-ASF-HUD-FZN-WEU

PHS series

Medium duty casters









kg 400 ~ 600 kg

✓ RoHS

- Moving for heavy size equipment
- Heavy duty purpose carts



✓ Recommended Load = Load Cap. X 3 ✓ Temp. Range : -10 ~ 90°C

Swivel	Rigid	Swivel/Brake	WHEEL TYPES	 [mm]	 [mm]	 [Kg]	 [mm]	 [mm]	 [mm]	 [mm]	 [mm]	
PHS-75-ASF	-	-	MCD	75	48	600	115	35	100x100	78x78	64x64	10.5
			NYD			600						
PHS-100-ASF	-	PHS-100-BSF	MCD	100	48	600	157	50	100x100	78x78	64x64	10.5
			NYD			600						
			HUD			400						

✓ Wheel types

HUD



- Cast PU(Shore A 95)
- Aluminum core
- 2 Ball bearings

MCD



- MC nylon(Shore D 80)
- 2 Ball bearings

NYD



- Nylon(Shore D70)
- 2 Ball bearings

✓ Materials



- ① Top plate : Pressed steel
- ② Frame : Pressed steel
- ③ Wheel : Refer to wheel types
- ④ Finish : Powder coating & Zinc galvanized

✓ Options

PMW series

Medium duty casters









kg 400 ~ 450 kg

✓ RoHS

- Carts for school feeding
- Carts for hospitals, hotels
- Carts for material handling purpose in factories
- Medium duty purpose carts



✓ Recommended Load = Load Cap. X 3 ✓ Temp. Range : -10 ~ 90°C

Swivel	Rigid	Swivel/Brake	WHEEL TYPES	 [mm]	 [mm]	 [Kg]	 [mm]	 [mm]	 [mm]	 [mm]	 [mm]
PMW-130-ASF	PMW-130-ARF	PMW-130-BSF	HUWD	130	48	400	162	50	140x110	105x80	11
			MCD			400					
PMW-150-ASF	PMW-150-ARF	PMW-150-BSF	HUWD	150	48	450	190	50	140x110	105x80	11
			MCD			450					

✓ Wheel types

HUWD



- Cast PU(Shore A 95)
- Aluminum core
- 2 Ball bearings

MCD



- MC nylon(Shore D 80)
- 2 Ball bearings

NYD



- Nylon(Shore D70)
- 2 Ball bearings

✓ Materials



- ① Top plate : Pressed steel
- ② Frame : Pressed steel
- ③ Wheel : Refer to wheel types
- ④ Finish : Powder coating & Zinc galvanized

✓ Options

PHW series

Medium duty casters

kg 500 ~ 600 kg









✓ RoHS



- Carts for school feeding
- Carts for hospitals, hotels
- Carts for material handling purpose in factories
- Medium duty purpose carts



✓ Recommended Load = Load Cap. X 3 ✓ Temp. Range : -10 ~ 90°C

Swivel	Rigid	Swivel/Brake	WHEEL TYPES	 [mm]	 [mm]	 [Kg]	 [mm]	 [mm]	 [mm]	 [mm]	 [mm]	
PHW-130-ASF	PHW-130-ARF	PHW-130-BSF	HUWD	130	48	500	186	50	130x110	105x75	92x66	12
			MCD			600						
PHW-150-ASF	PHW-150-ARF	PHW-150-BSF	HUWD	150	48	600	206	50	130x110	105x75	92x66	12
			MCD			600						

✓ Wheel types

HUWD



- Cast PU(Shore A 95)
- Aluminum core
- 2 Ball bearings

MCD



- MC nylon(Shore D 80)
- 2 Ball bearings

✓ Materials



- ① Top plate : Pressed steel
- ② Frame : Pressed steel
- ③ Wheel : Refer to wheel types
- ④ Finish : Powder coating & Zinc galvanized

✓ Options

GLH series

Medium duty casters

kg 550 ~ 750 kg

✓ RoHS



- Semiconductor equipment
- Test equipment
- Light automated machines
- Medical appliances
- Heavy size equipment











✓ Recommended Load = Load Cap. X 3 ✓ Temp. Range : -10 ~ 90°C

Swivel	Rigid	Swivel/Brake	WHEEL TYPES	 [mm]	 [mm]	 [Kg]	 [mm]	 [mm]	 [mm]	 [mm]	 [mm]
GLH-60-ASF	-	GLH-60-BSF	NYQ	60	55	550	92	25	90x90	70x70	9
GLH-75-ASF	-	GLH-75-BSF	NYD	75	55	700	107	25	90x90	70x70	9



✓ Recommended Load = Load Cap. X 3 ✓ Temp. Range : -10 ~ 90°C

Swivel	Rigid	Swivel/Brake	WHEEL TYPES	 [mm]	 [mm]	 [Kg]	 [mm]	 [mm]	 [mm]	 [mm]	 [mm]
GLH-60-ASF-PPHS	-	GLH-60-BSF-PPHS	NYQ	60	55	600	98	25	100x100	78x78 64x64	10.5
GLH-75-ASF-PPHS	-	GLH-75-BSF-PPHS	NYD	75	55	750	113	25	100x100	78x78 64x64	10.5

✓ Wheel types

NYD



- Nylon(Shore D 70)
- 2 ball bearings

NYQ



- Nylon(Shore D 70)
- 4 ball bearings

✓ Materials



- ① Top plate : Pressed steel
- ② Frame : Alumium
- ③ Wheel : Refer to wheel types
- ④ Finish : Powder coating & Zinc galvanized

✓ Options

JS series

Medium duty casters









kg 400 ~ 700 kg

✓ RoHS

- Moving for heavy size equipment
- Heavy duty purpose carts











✓ Recommended Load = Load Cap. X 3 ✓ Temp. Range : -10 ~ 90°C

Swivel	Rigid	Swivel/Brake	WHEEL TYPES	 [mm]	 [mm]	 [Kg]	 [mm]	 [mm]	 [mm]	 [mm]	 [mm]
JS-60-ASF	JS-60-ARF	-	NYD	60	48	500	87	21	105x80	86x61	9
			MCD			600					
			HUD			400					
JS-70-ASF	JS-70-ARF	-	NYD	70	48	600	97	21	105x80	86x61	9
			MCD			700					
			HUD			500					



✓ Recommended Load = Load Cap. X 3 ✓ Temp. Range : -10 ~ 90°C

Swivel	Rigid	Swivel/Brake	WHEEL TYPES	 [mm]	 [mm]	 [Kg]	 [mm]	 [mm]	 [mm]	 [mm]	 [mm]
JS-60-ASS	-	-	NYD	60	48	500	98	21	M20x2.5	40	30
			MCD			500					
			HUD			400					
JS-70-ASS	-	-	NYD	70	48	500	108	21	M20x2.5	40	30
			MCD			500					
			HUD			500					

✓ Wheel types

HUD



- Cast PU(Shore A 95)
- Aluminum core
- 2 Ball bearings

MCD



- MC nylon(Shore D 80)
- 2 Ball bearings

NYD



- Nylon(Shore D70)
- 2 Ball bearings

✓ Materials



- ① Top plate : Pressed steel
- ② Frame : Pressed steel
- ③ Wheel : Refer to wheel types
- ④ Finish : Zinc galvanized

✓ Options

GF series Heavy duty casters









kg 650 ~ 1,300 kg

✓ RoHS

- Moving for heavy size equipment
- Heavy duty purpose carts



✓ Recommended Load = Load Cap. X 3 ✓ Temp. Range : -10 ~ 90°C

Swivel	Rigid	Swivel/Brake	Rigid/Brake	WHEEL TYPES	 [mm]	 [mm]	 [Kg]	 [mm]	 [mm]	 [mm]	 [mm]	 [mm]	
GF-100-ASF	GF-100-ARF	GF-100-BSF	GF-100-BRF	MUD	100	67	650	145	37	159x114	134x86	126x62	13
				MCD			800						
GF-125-ASF	GF-125-ARF	GF-125-BSF	GF-125-BRF	MUD	125	64	750	167	44	159x114	134x86	126x62	13
				MCD			900						
GF-150-ASF	GF-150-ARF	GF-150-BSF	GF-150-BRF	MUD	150	64	800	190	52	159x114	134x86	126x62	13
				MCD			1,000						
GF-200-ASF	GF-200-ARF	GF-200-BSF	GF-200-BRF	MUD	200	64	850	257	57	159x114	134x86	126x62	13
				MCD			1,100						
GF-250-ASF	GF-250-ARF	GF-250-BSF	GF-250-BRF	MUD	250	64	1,200	300	61	159x114	134x86	126x62	13
				MCD			1,300						

✓ Wheel types

MUD



- Cast PU(Shore A 95)
- Aluminum core
- 2 Ball bearings

MCD



- MC nylon(Shore D 80)
- 2 Ball bearings

✓ Materials



- ① Top plate : Forged / Pressed steel
- ② Frame : Forged / Carbon steel
- ③ Wheel : Refer to wheel types
- ④ Finish : Zinc galvanized

✓ Options

- FRN : Brake direction is optional(only 150/200/250)



GF-150-BSF-MUD



GF-150-BSF-MUD-FRN

GXT series

Heavy duty casters

kg 500 ~2,700 kg









✓ RoHS

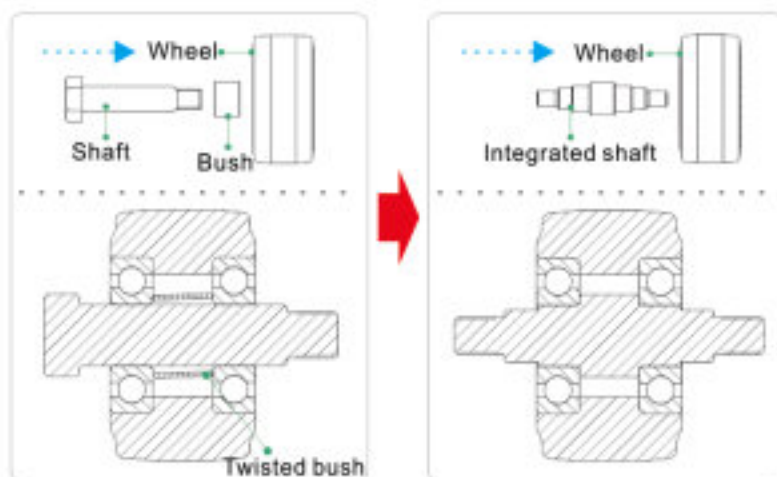


- Moving for heavy size equipment
- Heavy duty purpose carts



✓ Recommended Load = Load Cap. X 3 ✓ Temp. Range : -10 ~ 90°C

Swivel	Rigid	Swivel/Brake	WHEEL TYPES	 [mm]	 [mm]	 [Kg]	 [mm]	 [mm]	 [mm]	 [mm]	 [mm]
GXT-80-ASF	GXT-80-ARF	GXT-80-BSF	HUD	80	48	500	120	40	100x85	80x60	9
			MCD			800					
GXT-100-ASF	GXT-100-ARF	GXT-100-BSF	HUD	100	48	600	140	40	100x85	80x60	9
			MCD			900					
			NYD			900					
GXT-125-ASF	GXT-125-ARF	GXT-125-BSF	HUD	125	70	1,100	170	77.5	175x140	148x111 132x99	14
			MCD			1,500					
GXT-150-ASF	GXT-150-ARF	GXT-150-BSF	HUD	150	68	1,500	224	48	175x140	148x111 132x99	14
			MCD		70	2,200	200	80			
GXT-200-ASF	GXT-200-ARF	GXT-200-BSF	HUD	200	68	2,000	275	60	175x140	148x111 132x99	14
			MCD		70	2,500	260	75			
GXT-250-ASF	GXT-250-ARF	GXT-250-BSF	HUD	250	64	2,300	310	75	175x140	148x111 132x99	14
			MCD		70	2,700	310	75			




Why do you have to select FOOT MASTER® heavy duty casters?

• Normally other heavy duty casters have bush-shaft separated structure, in which small gaps and frictions occur between a bush and bearings during its operation, affecting casters' rolling performance and durability. Contrary to those FOOT MASTER® heavy duty casters have bush-shaft integrated structure through precision-processing. From a mechanical engineering perspective, FOOT MASTER®'s unique integrated shaft offers the best solution for the heavy duty purpose.

✓ Wheel types

HUD  <ul style="list-style-type: none"> • Cast PU 80~100 : Shore D70 125~200 : Shore A95 • Aluminum / Steel core • 2 Ball bearings 	MCD  <ul style="list-style-type: none"> • MC nylon(Shore D80) • 2 Ball bearings 	NYD  <ul style="list-style-type: none"> • Nylon(Shore D70) • 2 Ball bearings
---	---	--

✓ Materials

	<ul style="list-style-type: none"> ① Top plate : Forged steel / Carbon steel ② Frame : Forged steel / Carbon steel ③ Wheel : Refer to wheel types ④ Finish : Powder coating & Zinc galvanized
---	---

✓ Options


GXT series

Heavy duty casters - Leveling casters


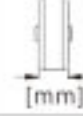






kg 500 ~ 600 kg

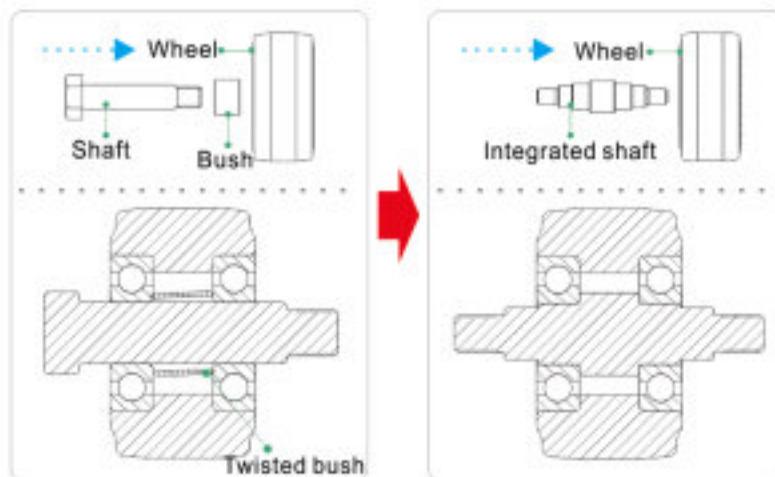
✓ RoHS

- Moving for heavy size equipment
- Heavy duty purpose carts



✓ Recommended Load = Load Cap. X 3 ✓ Temp. Range : -10 ~ 90°C

Swivel	Rigid	Swivel/Brake	WHEEL TYPES	 [mm]	 [mm]	 [Kg]	 [mm]	 [mm]	 [mm]	 [mm]	 [mm]
GXT-80-ASS	-	GXT-80-BSS	HUD	80	48	500	120	40	TM32-4 or M36x4.0P	115+15	20
			MCD			500					
GXT-100-ASS	-	GXT-100-BSS	HUD	100	48	600	140	40	TM32-4 or M36x4.0P	115+15	20
			MCD			600					
			NYD			600					




Why do you have to select FOOT MASTER® heavy duty casters?

• Normally other heavy duty casters have bush-shaft separated structure, in which small gaps and frictions occur between a bush and bearings during its operation, affecting casters' rolling performance and durability. Contrary to those FOOT MASTER® heavy duty casters have bush-shaft integrated structure through precision-processing. From a mechanical engineering perspective, FOOT MASTER®'s unique integrated shaft offers the best solution for the heavy duty purpose.

✓ Wheel types

HUD  <ul style="list-style-type: none"> • Cast PU(Shore D 70) • Steel core • 2 Ball bearings 	MCD  <ul style="list-style-type: none"> • MC nylon(Shore D80) • 2 Ball bearings 	NYD  <ul style="list-style-type: none"> • Nylon(Shore D70) • 2 Ball bearings
---	---	--

✓ Materials

	<ul style="list-style-type: none"> ① Top plate : Forged steel / Carbon steel ② Frame : Forged steel / Carbon steel ③ Wheel : Refer to wheel types ④ Finish : Powder coating & Zinc galvanized
---	---

✓ Options

GXTT series

Heavy duty casters









kg 800 ~2,300 kg

✓ RoHS

- Moving for heavy size equipment
- Heavy duty purpose carts



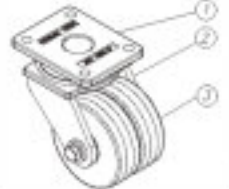
✓ Recommended Load = Load Cap. X 3 ✓ Temp. Range : -10 ~ 90°C

Swivel	Rigid	Swivel/Brake	Rigid/Brake	WHEEL TYPES	 [mm]	 [mm]	 [Kg]	 [mm]	 [mm]	 [mm]	 [mm]	 [mm]	
GXTT-75-ASF	GXTT-75-ARF	GXTT-75-BSF	GXTT-75-BRF	HUD	75	40x2	800	125	45	[SF]	140x110	105x80	13
				MCD			1,700						
GXTT-100-ASF	GXTT-100-ARF	GXTT-100-BSF	GXTT-100-BRF	HUD	100	40x2	1,100	150	50	[RF]	140x117	105x80	13
				MCD			2,000						
GXTT-125-ASF	GXTT-125-ARF	GXTT-125-BSF	GXTT-125-BRF	HUD	125	40x2	1,400	175	55	[RF]	140x117	105x80	13
				MCD			2,300						

✓ Wheel types

HUD  <ul style="list-style-type: none"> • Cast PU(Shore D 70) • Aluminum core • 2 Ball bearing 	MCD  <ul style="list-style-type: none"> • MC nylon(Shore D 80) • 2 Ball bearing
--	--

✓ Materials

	① Top plate : Forged steel / Carbon steel
	② Frame : Forged steel / Carbon steel
	③ Wheel : Refer to wheel types
	④ Finish : Powder coating & Zinc galvanized

✓ Options

GXTD series

Heavy duty casters









kg 400 ~ 5,200 kg

✓ RoHS

- Moving for heavy size equipment
- Heavy duty purpose carts
- Heavy duty AGV (Inquiry is necessary)



✓ Recommended Load = Load Cap. X 3 ✓ Temp. Range : -10 ~ 90°C

Swivel	Rigid	Swivel/Brake	WHEEL TYPES	 [mm]	 [mm]	 [Kg]	 [mm]	 [mm]	 [mm]	 [mm]	 [mm]
GXTD-100-ASF	GXTD-100-ARF	-	HUD	100	29x2	400	156	35	140x112	110x75 105x80	11
GXTD-110-ASF	GXTD-110-ARF	-	HUD	110	29x2	400	156	30	112x112	88x88	9
GXTD-150-ASF	GXTD-150-ARF	-	HUD	150	40x2	800	200	35	145x130	115x100	11
GXTD-200-ASF	GXTD-200-ARF	-	HUD	200	65x2	2,500	265	50	210x210	170x170	17
GXTD-250-ASF	GXTD-250-ARF	-	HUD	250	78x2	4,500	330	70	255x215	210x160	18
GXTD-300-ASF	GXTD-300-ARF	-	HUD	300	78x2	5,200	390	80	255x215	210x160	18

✓ Wheel types

HUD



- Cast PU(Shore A 95)
- Steel core
- 2 Ball bearings

✓ Materials



- | |
|---|
| ① Top plate : Forged steel / Carbon steel |
| ② Frame : Carbon steel |
| ③ Wheel : Refer to wheel types |
| ④ Finish : Powder coating & Zinc galvanized |

✓ Options

- Order-made is available when the specification adjustment is necessary
- Inquiry is necessary for the usage of AGV

UGXT series

Heavy duty casters

kg 6,000 ~ 8,000 kg







✓ RoHS

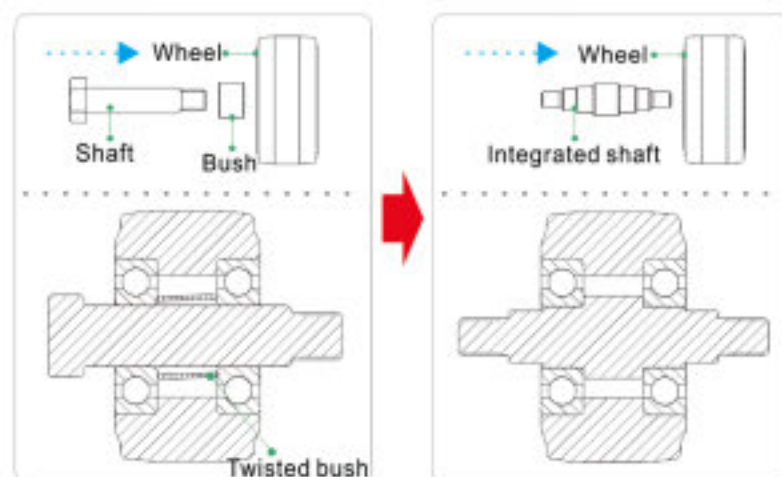


- Moving for heavy size equipment
- Heavy duty purpose carts



✓ Recommended Load = Load Cap. X 3 ✓ Temp. Range : -10 ~ 90°C

Swivel	Rigid	Swivel/Brake	WHEEL TYPES	 [mm]	 [mm]	 [Kg]	 [mm]	 [mm]	 [mm]	 [mm]	 [mm]
UGXT-200-ASF	UGXT-200-ARF	UGXT-200-BSF	MCQ	200	100	6,000	280	75	255x215	210x160	18
UGXT-250-ASF	UGXT-250-ARF	UGXT-250-BSF	MCQ	250	100	7,000	330	80	255x215	210x160	18
UGXT-300-ASF	UGXT-300-ARF	UGXT-300-BSF	MCQ	300	100	8,000	380	90	255x215	210x160	18



Why do you have to select FOOT MASTER® heavy duty casters?

- Normally other heavy duty casters have bush-shaft separated structure, in which small gaps and frictions occur between a bush and bearings during its operation, affecting casters' rolling performance and durability. Contrary to those FOOT MASTER® heavy duty casters have bush-shaft integrated structure through precision-processing. From a mechanical engineering perspective, FOOT MASTER®'s unique integrated shaft offers the best solution for the heavy duty purpose.

✓ Wheel types



- MC nylon(Shore D 80)
- 4 Ball bearings

✓ Materials



- | | |
|---|---|
| ① | Top plate : Forged steel / Carbon steel |
| ② | Frame : Forged steel / Carbon steel |
| ③ | Wheel : Refer to wheel types |
| ④ | Finish : Powder coating & Zinc galvanized |

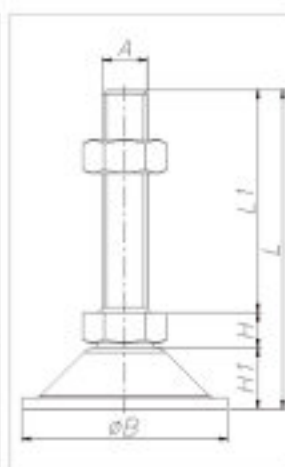
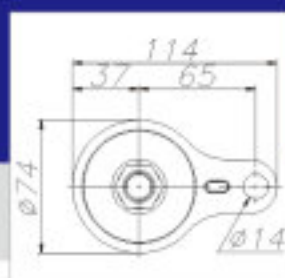
✓ Options

PC/PF/PFR/PFA series

Leveling Foot

kg 200 ~ 1,000 kg

✓ RoHS



Materials		
Bolt / Nut	PC	Carbon steel
	PF	
	PFR	
	PFA	
Pad	PC	Pressed steel+TPR
	PF	Pressed steel
	PFR	Pressed steel+NBR
	PFA	Pressed steel
Finish	ALL	Ni Plated / Polishing

Unit : mm

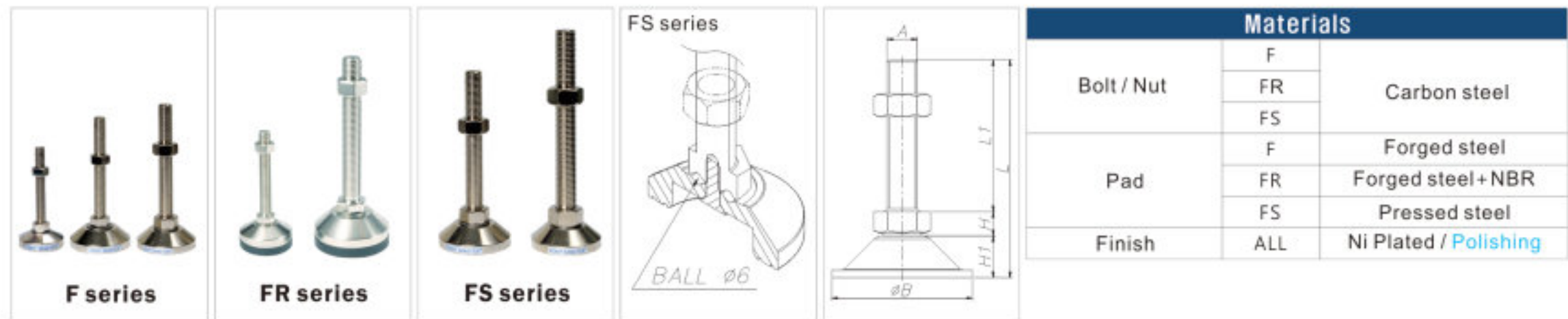
Model	L1	L	H1	H	B	A	Kg/4pcs	Model	L1	L	H1	H	B	A	Kg/4pcs																																																																																																																																																																																																																																																																																																																								
PC-8	40	57.5	11	6.5	Ø36	M8x1.25	200	PF-8	40	57	10.5	6.5	Ø37	M8x1.25	200																																																																																																																																																																																																																																																																																																																								
	80	97.5							80	97						PC-10	60	81	13	8	Ø48	M10x1.5	300	PF-10	60	81	13.5	8	Ø54	M10x1.5	300	100	121	100	121	PC-12	60	82	15	9	Ø58	M12x1.75	500	PF-12	60	82	17	9	Ø74	M12x1.75	500	90	112	90	112	120	142	120	142	150	172	150	172	PC-16	50	76	15	11	Ø58	M16x2.0	800	PF-16 SPF-16 (Stainless Steel)	50	79	17	11	Ø74	M16x2.0	800	80	106	80	109	100	126	100	129	130	156	130	159	150	176	150	179	180	206	180	209	PC-20	100	129	15	14	Ø80	M20x2.5	1,000	PF-20 SPF-20 (Stainless Steel)	100	131	17	14	Ø74	M20x2.5	1,000	130	159	130	161	150	179	150	181	180	209	180	211	200	229	200	231	Model	L1	L	H1	H	B	A	Kg/4pcs	Model	L1	L	H1	H	B	A	Kg/4pcs	PFR-8	40	61	15	6.5	Ø43	M8x1.25	200	PFA-10	60	85	17	8	Ø74	M10x1.5	300	80	101	100	125	PFR-10	60	86	18	8	Ø60	M10x1.5	300	PFA-12	60	86	17	9	Ø74	M12x1.75	500	100	126	90	116	PFR-12	60	87	22.5	9	Ø80	M12x1.75	500	PFA-16 SPFA-16 (Stainless Steel)	120	146	17	11	Ø74	M16x2.0	800	90	117	150	176	120	147	180	209	150	177	200	229	PFR-16 SPFR-16 (Stainless Steel)	50	84	22.5	11	Ø80	M16x2.0	800	PFA-20 SPFA-20 (Stainless Steel)	50	79	17	14	Ø74	M20x2.5	1,000	80	114	80	109	100	134	100	129	130	164	130	159	150	184	150	179	180	214	180	209	PFR-20 SPFR-20 (Stainless Steel)	200	234	22.5	14	Ø80	M20x2.5	1,000	PFA-20 SPFA-20 (Stainless Steel)	200	229	17	14	Ø74	M20x2.5	1,000	100	136	100	131	130	166	130	161	150	186	150	181	180	216	180	211	200	236	200	231																																								
PC-10	60	81	13	8	Ø48	M10x1.5	300	PF-10	60	81	13.5	8	Ø54	M10x1.5	300																																																																																																																																																																																																																																																																																																																								
	100	121							100	121						PC-12	60	82	15	9	Ø58	M12x1.75	500	PF-12	60	82	17	9	Ø74	M12x1.75	500	90	112	90	112		120	142							120	142						150	172	150	172	PC-16	50	76	15	11	Ø58	M16x2.0	800		PF-16 SPF-16 (Stainless Steel)	50							79	17						11	Ø74	M16x2.0	800	80	106	80	109	100	126	100	129	130	156	130	159	150	176	150	179		180	206							180	209						PC-20	100	129	15	14	Ø80	M20x2.5	1,000	PF-20 SPF-20 (Stainless Steel)	100	131	17	14	Ø74	M20x2.5	1,000	130	159	130	161	150	179	150	181	180	209	180	211	200	229	200	231	Model	L1	L	H1	H	B	A	Kg/4pcs	Model	L1	L	H1	H	B	A	Kg/4pcs	PFR-8	40	61	15	6.5	Ø43	M8x1.25	200	PFA-10	60	85	17	8	Ø74	M10x1.5	300	80	101	100	125	PFR-10	60	86	18		8	Ø60							M10x1.5	300						PFA-12	60	86	17	9	Ø74	M12x1.75	500	100	126	90	116		PFR-12	60							87	22.5						9	Ø80	M12x1.75	500	PFA-16 SPFA-16 (Stainless Steel)	120	146	17	11	Ø74	M16x2.0	800	90	117	150	176	120	147	180	209		150	177							200	229						PFR-16 SPFR-16 (Stainless Steel)	50	84	22.5	11	Ø80	M16x2.0	800	PFA-20 SPFA-20 (Stainless Steel)	50	79	17	14	Ø74	M20x2.5	1,000	80	114	80	109	100	134	100	129	130	164	130	159	150	184	150	179	180	214	180	209	PFR-20 SPFR-20 (Stainless Steel)	200	234	22.5	14	Ø80	M20x2.5	1,000	PFA-20 SPFA-20 (Stainless Steel)	200	229	17	14	Ø74	M20x2.5	1,000	100	136	100	131	130	166	130	161
PC-12	60	82	15	9	Ø58	M12x1.75	500	PF-12	60	82	17	9	Ø74	M12x1.75	500																																																																																																																																																																																																																																																																																																																								
	90	112							90	112																																																																																																																																																																																																																																																																																																																													
	120	142							120	142																																																																																																																																																																																																																																																																																																																													
	150	172							150	172																																																																																																																																																																																																																																																																																																																													
PC-16	50	76	15	11	Ø58	M16x2.0	800	PF-16 SPF-16 (Stainless Steel)	50	79	17	11	Ø74	M16x2.0	800																																																																																																																																																																																																																																																																																																																								
	80	106							80	109																																																																																																																																																																																																																																																																																																																													
	100	126							100	129																																																																																																																																																																																																																																																																																																																													
	130	156							130	159																																																																																																																																																																																																																																																																																																																													
	150	176							150	179																																																																																																																																																																																																																																																																																																																													
	180	206							180	209																																																																																																																																																																																																																																																																																																																													
PC-20	100	129	15	14	Ø80	M20x2.5	1,000	PF-20 SPF-20 (Stainless Steel)	100	131	17	14	Ø74	M20x2.5	1,000																																																																																																																																																																																																																																																																																																																								
	130	159							130	161																																																																																																																																																																																																																																																																																																																													
	150	179							150	181																																																																																																																																																																																																																																																																																																																													
	180	209							180	211																																																																																																																																																																																																																																																																																																																													
200	229	200	231																																																																																																																																																																																																																																																																																																																																				
Model	L1	L	H1	H	B	A	Kg/4pcs	Model	L1	L	H1	H	B	A	Kg/4pcs																																																																																																																																																																																																																																																																																																																								
PFR-8	40	61	15	6.5	Ø43	M8x1.25	200	PFA-10	60	85	17	8	Ø74	M10x1.5	300																																																																																																																																																																																																																																																																																																																								
	80	101							100	125																																																																																																																																																																																																																																																																																																																													
PFR-10	60	86	18	8	Ø60	M10x1.5	300	PFA-12	60	86	17	9	Ø74	M12x1.75	500																																																																																																																																																																																																																																																																																																																								
	100	126							90	116																																																																																																																																																																																																																																																																																																																													
PFR-12	60	87	22.5	9	Ø80	M12x1.75	500	PFA-16 SPFA-16 (Stainless Steel)	120	146	17	11	Ø74	M16x2.0	800																																																																																																																																																																																																																																																																																																																								
	90	117							150	176																																																																																																																																																																																																																																																																																																																													
	120	147							180	209																																																																																																																																																																																																																																																																																																																													
	150	177							200	229																																																																																																																																																																																																																																																																																																																													
PFR-16 SPFR-16 (Stainless Steel)	50	84	22.5	11	Ø80	M16x2.0	800	PFA-20 SPFA-20 (Stainless Steel)	50	79	17	14	Ø74	M20x2.5	1,000																																																																																																																																																																																																																																																																																																																								
	80	114							80	109																																																																																																																																																																																																																																																																																																																													
	100	134							100	129																																																																																																																																																																																																																																																																																																																													
	130	164							130	159																																																																																																																																																																																																																																																																																																																													
	150	184							150	179																																																																																																																																																																																																																																																																																																																													
	180	214							180	209																																																																																																																																																																																																																																																																																																																													
PFR-20 SPFR-20 (Stainless Steel)	200	234	22.5	14	Ø80	M20x2.5	1,000	PFA-20 SPFA-20 (Stainless Steel)	200	229	17	14	Ø74	M20x2.5	1,000																																																																																																																																																																																																																																																																																																																								
	100	136							100	131																																																																																																																																																																																																																																																																																																																													
	130	166							130	161																																																																																																																																																																																																																																																																																																																													
	150	186							150	181																																																																																																																																																																																																																																																																																																																													
180	216	180	211																																																																																																																																																																																																																																																																																																																																				
200	236	200	231																																																																																																																																																																																																																																																																																																																																				

F/FR/FS series

Leveling Foot

kg 1,000 ~ 4,000 kg

✓ RoHS



Materials		
Bolt / Nut	F	Carbon steel
	FR	
	FS	
Pad	F	Forged steel
	FR	Forged steel+NBR
	FS	Pressed steel
Finish	ALL	Ni Plated / Polishing

Unit : mm

Model	L1	L	H1	H	B	A	Kg/4pcs	Model	L1	L	H1	H	B	A	Kg/4pcs																																																																																																																																																								
F-10	60	86	18	8	Ø55	M10x1.5	1,000	FR-10	60	92.5	24.5	8	Ø55	M10x1.5	1,000																																																																																																																																																								
	100	126							100	132.5						F-12	60	87	9	Ø55	M12x1.75	1,500	FR-12	60	93.5	24.5	9	Ø55	M12x1.75	1,500	90	117	90	123.5	120	147	120	153.5	150	177	150	183.5	F-16 SF-16 (Stainless Steel)	50	86	25	11	Ø80	M16x2.0	2,000	FR-16 SFR-16 (Stainless Steel)	50	96	35	11	Ø80	M16x2.0	2,000	80	116	80	126	100	136	100	146	130	166	130	176	150	186	150	196	180	216	180	226	200	236	200	246	F-20 SF-20 (Stainless Steel)	100	139	14	Ø80	M20x2.5	3,000	FR-20 SFR-20 (Stainless Steel)	100	149	35	14	Ø80	M20x2.5	3,000	130	169	130	179	150	189	150	199	180	219	180	219	200	239	200	239	F-24	150	191	16	Ø80	M24x3.0	4,000	FR-24	150	201	35	16	Ø80	M24x3.0	4,000	200	241	200	251	Model	L1	L	H1	H	B	A	Kg/4pcs									FS-20	150	189	25	13	Ø80	M20x2.5	3,000									FS-24	200	241
F-12	60	87	9	Ø55	M12x1.75	1,500	FR-12	60	93.5	24.5	9	Ø55	M12x1.75	1,500																																																																																																																																																									
	90	117						90	123.5																																																																																																																																																														
	120	147						120	153.5																																																																																																																																																														
	150	177						150	183.5																																																																																																																																																														
F-16 SF-16 (Stainless Steel)	50	86	25	11	Ø80	M16x2.0	2,000	FR-16 SFR-16 (Stainless Steel)	50	96	35	11	Ø80	M16x2.0	2,000																																																																																																																																																								
	80	116							80	126																																																																																																																																																													
	100	136							100	146																																																																																																																																																													
	130	166							130	176																																																																																																																																																													
	150	186							150	196																																																																																																																																																													
	180	216							180	226																																																																																																																																																													
	200	236							200	246																																																																																																																																																													
F-20 SF-20 (Stainless Steel)	100	139	14	Ø80	M20x2.5	3,000	FR-20 SFR-20 (Stainless Steel)	100	149	35	14	Ø80	M20x2.5	3,000																																																																																																																																																									
	130	169						130	179																																																																																																																																																														
	150	189						150	199																																																																																																																																																														
	180	219						180	219																																																																																																																																																														
	200	239						200	239																																																																																																																																																														
F-24	150	191	16	Ø80	M24x3.0	4,000	FR-24	150	201	35	16	Ø80	M24x3.0	4,000																																																																																																																																																									
	200	241						200	251																																																																																																																																																														
Model	L1	L	H1	H	B	A	Kg/4pcs																																																																																																																																																																
FS-20	150	189	25	13	Ø80	M20x2.5	3,000																																																																																																																																																																
FS-24	200	241		15		M24x3.0	4,000																																																																																																																																																																

FT/PT series

Trolleys - Silent & Smooth Running, Safe & Strong Structure

kg 150 ~ 300 kg

✓ RoHS

FT-150-RB (Rigid Handle)	FT-150-FB (Foldable Handle)	FT-150-FD (Foldable Handle, Deck Brake)	Deck Brake
			
FT-300-RB (Rigid Handle)	FT-300-FB (Foldable Handle)	FT-300-FD (Foldable Handle, Deck Brake)	FT-300X-OO (Caster Layout)
			
PT-150-FA (Foldable Handle)	PT-150-FB (Foldable Handle)		
			

√Specification

Model	Dimension (mm)			Load Capacity (kg)	Net Weight (kg)				
	Deck	Handle Height	Deck Height						
FT-150	750x470	870	189	150	12				
					850	13.5			
						12			
		13.5							
		FT-300			900x600	870	215	300	18.6
									850
18.6									
20.3									
FT-300X-OO	900x600		870	215		300			20.3
			850						20.3
			870						
			850						
			870						
PT-150	740x460		875	165		150			11.1
			885	175					

Injection PU/Rubber Wheels

Light Duty Wheels

kg 40 ~ 210 kg

✓ RoHS




Light duty Injection PU/High grade Rubber Wheels

- ✓ Elegant appearance
- ✓ Strong impact resistance by the application of PP core
- ✓ Strong oil resistance, Strong corrosion resistance
- ✓ Non marking
- ✓ Temp. Range : -10 ~ +90°C

Model	Wheel types	Details	Wheel dia (D)	Wheel width (W)	Shaft dia. (A)	Hub length (L)	Load capacity [kg]	Bearing
TUN	TUN-50-24	✓ Injection PU(Shore D92) ✓ No bearing	50	24	6	29	40	X
	TUN-64-24		64	24	6	29	50	X
	TUN-75-25		75	25	8	40	75	X
	TUN-100-30		100	30	8	40	100	X
	TUN-125-30		125	30	8	40	110	X
TUS	TUS-75-25	✓ Injection PU(Shore D92) ✓ 1 Ball bearing	75	25	8	40	75	6202 ZZ
	TUS-100-30		100	30	8	40	100	6202 ZZ
	TUS-125-30		125	30	8	40	110	6202 ZZ
TUD	TUD-100-30	✓ Injection PU(Shore D92) ✓ 2 Ball bearings	100	30	8	30	100	608 ZZ
	TUD-125-30		125	30	8	30	110	608 ZZ
	TUD-130-48		130	48	15	50	180	6202 ZZ
	TUD-150-30		150	30	8	30	110	608 ZZ
	TUD-150-48		150	48	15	50	210	6202 ZZ
HRN	HRN-50-24	✓ Rubber(Shore D85) ✓ No bearing	50	24	6	29	40	X
	HRN-64-24		64	24	6	29	50	X
	HRN-75-25		75	25	8	40	75	X
	HRN-100-30		100	30	8	40	100	X
	HRN-125-30		125	30	8	40	110	X
HRS	HRS-75-25	✓ Rubber(Shore D85) ✓ 1 Ball bearing	75	25	8	40	75	6202 ZZ
	HRS-100-30		100	30	8	40	100	6202 ZZ
	HRS-125-30		125	30	8	40	110	6202 ZZ
HRD	HRD-100-30	✓ Rubber(Shore D85) ✓ 2 Ball bearings	100	30	8	30	100	608 ZZ
	HRD-125-30		125	30	8	30	110	608 ZZ
	HRD-130-48		130	48	15	50	180	6202 ZZ
	HRD-150-30		150	30	8	30	110	608 ZZ
	HRD-150-48		150	48	15	50	210	6202 ZZ

Wheel types **




Nylon Wheels

Heavy Duty Wheels

kg 50 ~ 900 kg

✓ RoHS

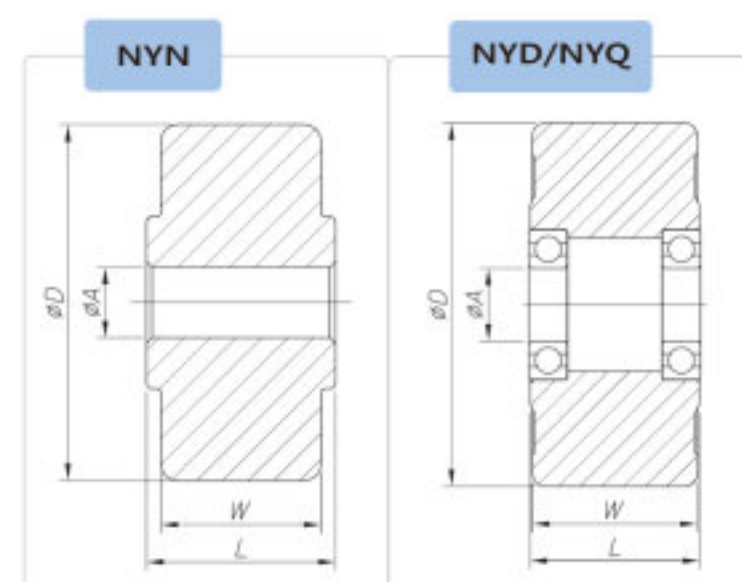


Nylon wheels

- ✓ Nylon66 injection wheel
- ✓ Strong oil resistance, Strong corrosion resistance, Strong impact resistance
- ✓ Light and economical wheel
- ✓ Non marking
- ✓ Temp. Range : -10 ~ +90°C

Model	Wheel types	Details	Wheel dia (D)	Wheel width (W)	Shaft dia. (A)	Hub length (L)	Load capacity [kg]	Bearing
NYN	NYN-42-20	✓ Nylon66(Shore D70) ✓ No bearing	42	20	7	22	60	X
	NYN-50-25		50	25	10	27	280	X
	NYN-63-30		63	30	12	34	550	X
	NYN-75-30		75	30	12	35	800	X
NYD	NYD-60-48	✓ Nylon66(Shore D70) ✓ 2 Ball bearings	60	48	15	50	500	6003 ZZ
	NYD-70-48		70	48	15	50	600	6003 ZZ
	NYD-75-48		75	48	15	51	600	6202 ZZ
	NYD-75-55		75	55	12	55	750	6301 ZZ
	NYD-100-48		100	48	20	48	900	6204 ZZ
NYQ	NYQ-60-55	✓ Nylon66(Shore D70) ✓ 4 Ball bearings	60	55	12	55	600	6901 ZZ

Wheel types **




MC Nylon Wheels

Heavy Duty Wheels

kg 50 ~ 8,000 kg

✓ RoHS

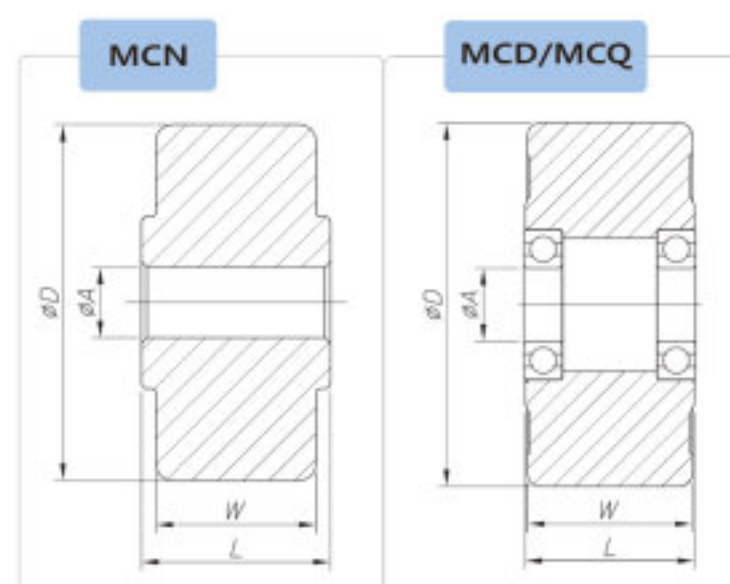


High strength MC Nylon Wheels

- ✓ Round bar machining wheels, Strong impact resistance
- ✓ Strong oil resistance, Strong corrosion resistance
- ✓ Non marking
- ✓ Temp. Range : -10 ~ +90°C
- ✓ Available within 130°C after grease change

Model	Wheel types	Details	Wheel dia (D)	Wheel width (W)	Shaft dia. (A)	Hub length (L)	Load capacity [kg]	Bearing
MCN	MCN-40-19	✓ MC Nylon(Shore D80) ✓ No bearing ✓ Blue color	40	19	7	21	50	X
	MCN-49-25		49	25	10	27	250	X
	MCN-62-28		62	28	12	33	500	X
	MCN-74-30		74	30	12	34	750	X
	MCN-90-55		90	55	18	56	1,500	X
MCD	MCD-60-48	✓ MC Nylon(Shore D80) ✓ 2 Ball bearings ✓ Ivory color	60	48	15	50	600	6003 ZZ
	MCD-70-48		70	48	15	50	700	6003 ZZ
	MCD-75-40		75	40	25	40	850	6005 ZZ
	MCD-75-48		75	48	15	51	600	6202 ZZ
	MCD-80-48		80	48	20	48	800	6204 ZZ
	MCD-100-40		100	40	25	40	1,000	6005 ZZ
	MCD-100-48		100	48	20	48	900	6204 ZZ
	MCD-100-67		100	67	25	73	800	6005 ZZ
	MCD-125-40		125	40	25	40	1,100	6005 ZZ
	MCD-125-64		125	64	25	73	900	6005 ZZ
	MCD-125-68		125	68	25	70	1,500	6205 ZZ
	MCD-130-48		130	48	20	48	600	6204 ZZ
	MCD-150-48		150	48	20	48	600	6204 ZZ
	MCD-150-64		150	64	25	73	1,000	6205 ZZ
	MCD-150-68		150	68	30	70	2,200	6206 ZZ
	MCD-200-40		200	40	20	48	600	6204 ZZ
	MCD-200-64		200	64	25	73	1,100	6205 ZZ
MCD-200-68	200	68	30	70	2,500	6206 ZZ		
MCD-250-64	250	64	25	73	1,300	6205 ZZ		
MCD-250-70	250	70	30	70	2,700	6206 ZZ		
MCQ	MCQ-200-100	✓ MC Nylon(Shore D80) ✓ 4 Ball bearings ✓ Ivory color	200	100	50	100	6,000	6210 ZZ
	MCQ-250-100		250	100	50	100	7,000	6210 ZZ
	MCQ-300-100		300	100	50	100	8,000	6210 ZZ

Wheel types **



Light Duty/Soft Polyurethane wheels

Light Duty/Soft Polyurethane Wheels

AL CORE

kg 90 ~ 330 kg

✓ RoHS

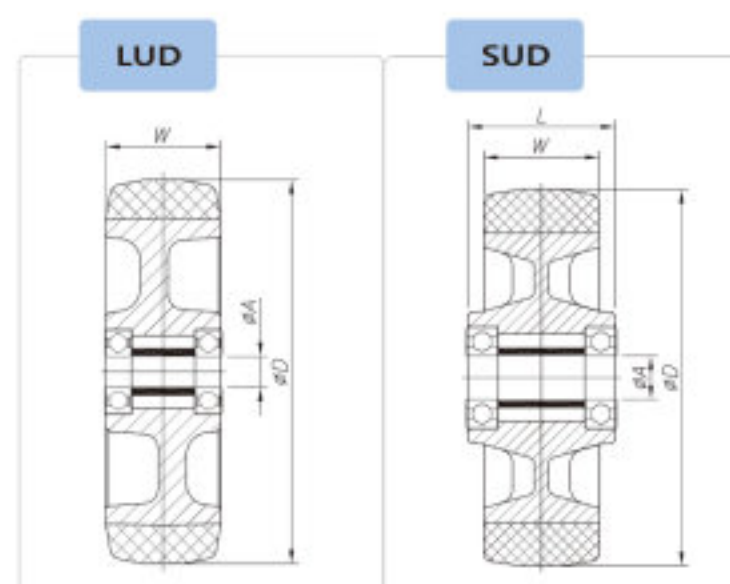


High quality polyurethane wheels

- ✓ Light weight, Strong corrosion resistance by the application of the aluminum core
- ✓ High quality polyurethane + Excellent adhesion
- ✓ Strong oil resistance, Strong corrosion resistance
- ✓ Satisfy the elasticity and durability at a time
- ✓ Anti-static wheel is available (Black color, non-marking) ⚡
- ✓ Temp. range : -10 ~ +90°C

Model	Wheel types	Details	Wheel dia (D)	Wheel width (W)	Shaft dia. (A)	Hub length (L)	Load capacity [kg]	Bearing
LUD	LUD-75-30	<ul style="list-style-type: none"> ✓ Cast PU(Shore A90) ✓ Aluminum core ✓ 2 Ball bearings 	75	30	8	30	90	608 ZZ
	LUD-100-30		100	30	8	30	120	608 ZZ
	LUD-125-30		125	30	8	30	120	608 ZZ
	LUD-150-30		150	30	8	30	120	608 ZZ
LUD-WEU	LUD-WEU-75-30	<ul style="list-style-type: none"> ✓ Cast PU(Shore A90) ✓ Aluminum core ✓ 2 Ball bearings ✓ Anti-static version ($10^8 \sim 10^9 \Omega \text{cm}$) 	75	30	8	30	90	608 ZZ
	LUD-WEU-100-30		100	30	8	30	120	608 ZZ
	LUD-WEU-125-30		125	30	8	30	120	608 ZZ
	LUD-WEU-150-30		150	30	8	30	120	608 ZZ
SUD(75°)	SUD(75°)-100-40	<ul style="list-style-type: none"> ✓ Cast PU(Shore A75) ✓ Aluminum core ✓ 2 Ball bearings 	100	40	15	50	200	6202 ZZ
	SUD(75°)-130-40		130	40	15	50	270	6202 ZZ
	SUD(75°)-150-40		150	40	15	50	330	6202 ZZ

Wheel types **



Medium Duty Polyurethane wheels

Medium Duty Polyurethane Wheels

kg 250 ~ 1,200 kg

✓ RoHS

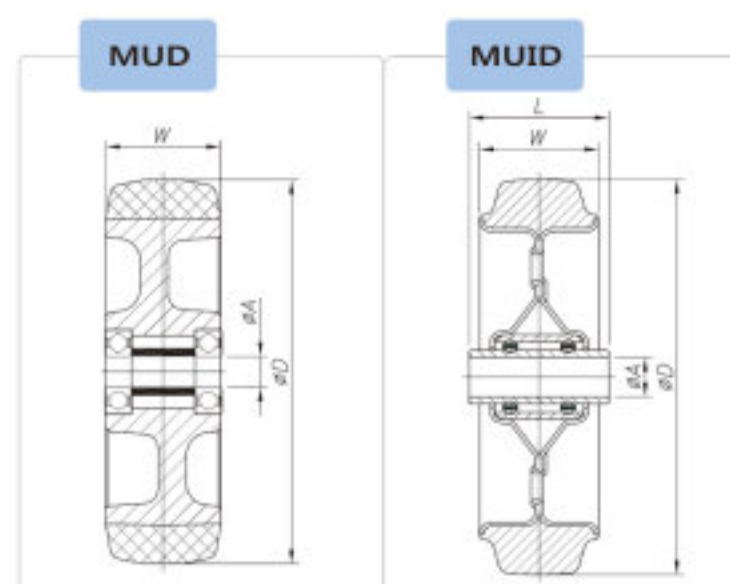


High quality polyurethane wheels

- ✓ Light weight, Strong corrosion resistance, by the application of the aluminum core(MUID-Steel core)
- ✓ High quality polyurethane + Excellent adhesion
- ✓ Strong at oil and corrosion resistance
- ✓ Color : Blue
- ✓ Temp. range : -10 ~ +90°C

Model	Wheel types	Details	Wheel dia (D)	Wheel width (W)	Shaft dia. (A)	Hub length (L)	Load capacity [kg]	Bearing
MUD	MUD-100-40	✓ Cast PU(Shore A95) ✓ Aluminum core ✓ 2 Ball bearings	100	40	15	50	300	6202 ZZ
	MUD-100-67		100	67	25	73	650	6005 ZZ
	MUD-125-64		125	64	25	73	750	6005 ZZ
	MUD-130-40		130	40	15	50	320	6202 ZZ
	MUD-150-40		150	40	15	50	350	6202 ZZ
	MUD-150-64		150	64	25	73	800	6205 ZZ
	MUD-200-40		200	40	15	50	400	6202 ZZ
	MUD-200-64		200	64	25	73	850	6205 ZZ
	MUD-250-64	250	64	25	73	1,200	6205 ZZ	
MUID	MUID-150-45	✓ Cast PU(Shore A95) ✓ Steel core ✓ Special Ball bearings	150	45	15	53	320	SPECIAL BEARING

Wheel types **



Medium/Heavy duty Polyurethane wheels

Medium/Heavy Duty Wheels

AL CORE

kg 250 ~ 2,300 kg

✓ RoHS

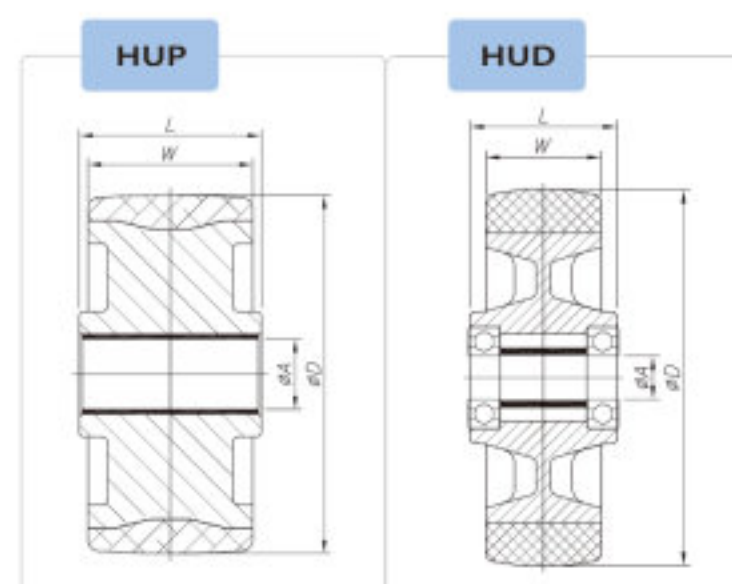


High quality polyurethane wheels

- ✓ Light weight, Strong corrosion resistance by the application of the aluminum core
- ✓ High quality polyurethane + Excellent adhesion
- ✓ Strong water resistance, Strong corrosion resistance
- ✓ Anti-static wheel is available (Black color, non-marking) ⚡
- ✓ Temp. range : -10 ~ +90°C

Model	Wheel types	Details	Wheel dia (D)	Wheel width (W)	Shaft dia. (A)	Hub length (L)	Load capacity [kg]	Bearing
HUP	HUP-50-25	✓ Cast PU(Shore D70)	50	25	10	27	250	X
	HUP-63-30	✓ Aluminum core	63	30	12	34	500	X
	HUP-75-30	✓ Plain bearing	75	30	12	35	750	X
HUD	HUD-100-48	✓ Cast PU(Shore A95) ✓ Aluminum core ✓ 2 Ball bearings	100	48	15	50	400	6202 ZZ
	HUD-125-68		125	68	25	70	1,100	6205 ZZ
	HUD-130-40		130	40	15	50	430	6202 ZZ
	HUD-130-48		130	48	15	50	500	6202 ZZ
	HUD-150-40		150	40	15	50	550	6202 ZZ
	HUD-150-48		150	48	15	50	600	6202 ZZ
	HUD-150-68		150	68	30	70	1,500	6206 ZZ
	HUD-200-40		200	40	15	50	550	6202 ZZ
	HUD-200-48		200	48	15	60	600	6202 ZZ
	HUD-200-68		200	68	30	70	2,000	6206 ZZ
	HUD-250-60		250	60	25	60	1,350	6205 ZZ
	HUD-250-64		250	64	30	70	2,300	6206 ZZ
HUD	HUD-60-48	✓ Cast PU(Shore D70) ✓ Aluminum core ✓ 2 Ball bearings	60	48	15	50	400	6003 ZZ
	HUD-70-48		70	48	15	50	500	6003 ZZ
	HUD-75-40		75	40	25	40	400	6005 ZZ
	HUD-100-40		100	40	25	40	550	6005 ZZ
	HUD-125-40		125	40	25	40	700	6005 ZZ
HUD-WEU	HUD-WEU-100-48	✓ Cast PU(Shore A95)	100	48	15	50	400	6202 ZZ
	HUD-WEU-130-40	✓ Aluminum core	130	40	15	50	430	6202 ZZ
	HUD-WEU-150-40	✓ 2 Ball bearings	150	40	15	50	550	6202 ZZ
	HUD-WEU-200-40	✓ Anti-static version ($10^8 \sim 10^9 \Omega \text{cm}$)	200	40	15	50	550	6202 ZZ

Wheel types **



Medium/Heavy duty Polyurethane wheels

Medium/Heavy Duty Wheels

STEEL CORE

kg 200 ~ 2,600 kg

✓ RoHS

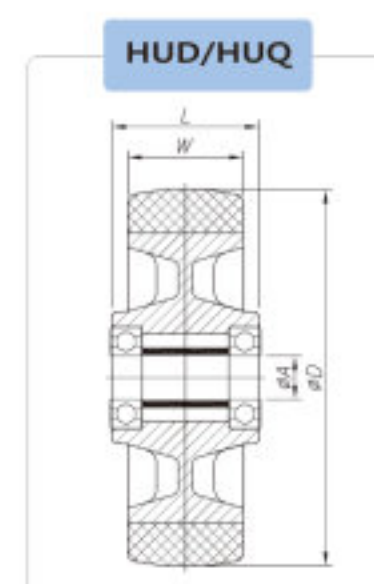



High quality polyurethane wheel

- ✓ Solid structure by the application of the steel core
- ✓ High quality polyurethane + Excellent adhesion
- ✓ Strong oil resistance, Strong corrosion resistance
- ✓ Temp. range : -10 ~ +90°C

Model	Wheel types	Details	Wheel dia (D)	Wheel width (W)	Shaft dia. (A)	Hub length (L)	Load capacity [kg]	Bearing
HUD	HUD-100-29	✓ Cast PU(Shore A95)	100	29	15	29	200	6202 ZZ
	HUD-250-78	✓ Steel core	250	78	35	80	2,200	UR207
	HUD-300-78	✓ 2 Ball bearings	300	78	35	80	2,600	UR207
HUD	HUD-80-48	✓ Cast PU(Shore D70)	80	48	20	48	500	6204 ZZ
	HUD-100-48	✓ Steel core ✓ 2 Ball bearings	100	48	20	48	600	6204 ZZ
HUQ	HUQ-100-50	✓ Cast PU(Shore A95) ✓ Steel core ✓ 4 ball bearings	100	50	15	62	400	6202 ZZ

Wheel types **



Heat Resisting Rubber Wheels

Heat Resisting Rubber Wheels

AL CORE

kg 60 ~ 100 kg

✓ RoHS

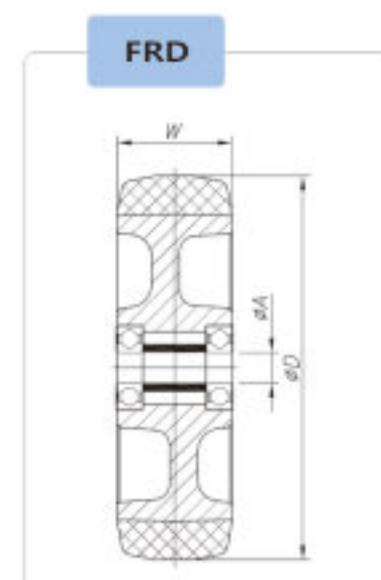


Heat Resisting Rubber wheels

- ✓ Light weight, Strong corrosion resistance, by the application of the aluminum core
- ✓ Available up to 250°C
- ✓ Color : Grey
- ✓ Temp. range : -10 ~ +250°C

Model	Wheel types	Details	Wheel dia (D)	Wheel width (W)	Shaft dia. (A)	Hub length (L)	Load capacity [kg]	Bearing
FRD	FRD-75-30	✓ Rubber(Shore A85)	75	30	8	30	60	608 ZZ
	FRD-100-30	✓ Aluminum core	100	30	8	30	80	608 ZZ
	FRD-125-30	✓ 2 Ball bearing	125	30	8	30	100	608 ZZ

Wheel types **




Roller Wheel

Heavy Duty Wheels

STEEL CORE

kg 380 ~ 750 kg

✓ RoHS

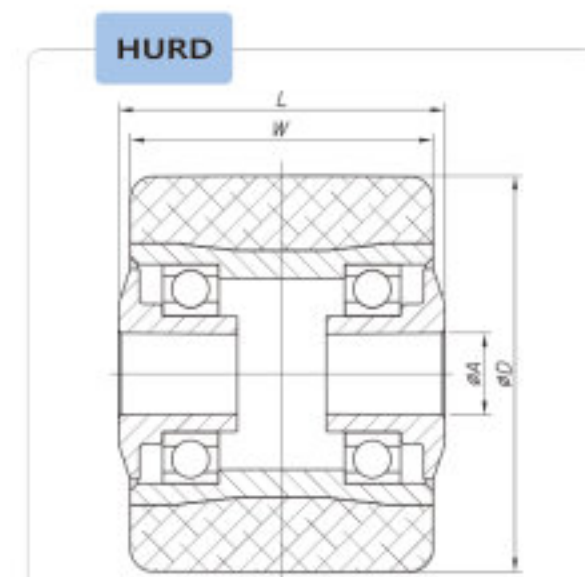


High quality Roller wheel

- ✓ Solid structure by the application of the steel core
- ✓ High quality polyurethane + Excellent adhesion
- ✓ Strong water resistance, Strong corrosion resistance
- ✓ Outstanding at mechanical property
- ✓ Temp. range : -10 ~ +90°C

Model	Wheel types	Details	Wheel dia (D)	Wheel width (W)	Hub length (L)	Shaft dia. (A)	Load capacity [kg]	Bearing
HURD	HURD-80-06017	✓ Cast PU(Shore A95) ✓ Steel core ✓ 2 Ball bearings	80	55	60	17	380	6005 ZZ
	HURD-80-07017		80	65	70	17	450	6005 ZZ
	HURD-80-10017		80	95	100	17	650	6005 ZZ
	HURD-80-06020		80	55	60	20	380	6005 ZZ
	HURD-80-07020		80	65	70	20	450	6005 ZZ
	HURD-80-10020		80	95	100	20	650	6005 ZZ
	HURD-85-06017		85	55	60	17	450	6005 ZZ
	HURD-85-07017		85	65	70	17	520	6005 ZZ
	HURD-85-08017		85	75	80	17	600	6005 ZZ
	HURD-85-09017		85	85	90	17	670	6005 ZZ
	HURD-85-10017		85	95	100	17	750	6005 ZZ
	HURD-85-06020		85	55	60	20	450	6005 ZZ
	HURD-85-07020		85	65	70	20	520	6005 ZZ
	HURD-85-08020		85	75	80	20	600	6005 ZZ
	HURD-85-09020		85	85	90	20	670	6005 ZZ
	HURD-85-10020		85	95	100	20	750	6005 ZZ

Wheel types **



Special purpose(Casters)

Special Purpose Casters

kg 50 ~ 15,000 kg

✓ RoHS

The excellence of our special purpose casters has been proven by providing its casters to high-tech line, of the domestic and foreign outstanding company demanding the strict clean class. Offer the best smart solution in any condition based on the technology for 20 years

✓ Application

- AGV casters of high-tech electronic industry, semiconductor, LCD line and so on.
- The various logistics equipment operating in the harsh condition (AGV, LGV, RGV and etc)
- Heavy duty purpose in ship building yards or steel making factories.
- Other special purpose

✓ A variety of performance of PU series

- MDI/TDI
 - PPDI
 - NDI
 - Anti-static(ESD) ⚡
- High-end PU series



✓ Ultra heavy duty casters / AGV casters

- Optimized design by reflecting the client's demand.
- The excellent durability, strong structure with low-noise.
- Free casters of AGV equipment for 24 hour operation
- Available for high speed and heavy duty equipment, by applying a range of PU(TDI, PPDI, NDI)



✓ AGV casters / Special purpose casters

- Free casters of AGV equipment for 24 hour operation
- Transportation casters for the large container
Directional lock, Swivel adjustment system, Bolt brake



✓ Special purpose casters / AGV casters

- Casters for the simulator equipment moving to ride the rail
V angle wheel, Direction lock, High hardness PU
- TILT type AGV casters(MAX: an angle of 9 degree TILT)
TILT function, Available in the condition of the uneven floor



✓ Special purpose casters / Heat resisting shock absorbing casters

- Vertical swivel casters
- Heat resisting shock absorbing casters
Great performance to protect the luggage in high-temp. environment
Trolley and machinery for semiconductor high temp. environment
(Max: 250°C)

Special Purpose(Casters)

Special Purpose Casters

kg 50 ~ 15,000 kg

✓ RoHS



✓ Leveling casters / Shock absorbing casters

- Leveling casters(Leveling function after moving a piece of equipment)
- Shock absorbing casters(GRIP RING STEM)

✓ Leveling casters / Shock absorbing casters

- Heavy duty leveling casters(Available by stem standard "TM44")
- Shock absorbing leveling casters

✓ Heavy duty casters

- Fixed casters with the break
- Swivel casters with the scraper

✓ Special purpose casters

- U-ANGLE casters for salt-pond(Vertical rotation, stainless product)
- Low height medium duty casters(Crane rotating machinery)

✓ AGV casters

- AGV casters for 24/7 operation
- Shock absorbing casters, available at the uneven floor

Special purpose(Wheels) High-Quality TDI Wheel

Special Purpose Wheels

kg 50 ~ 8,000 kg

✓ RoHS

The excellence of our special purpose wheels has been proven by providing its casters to high-tech line, of the domestic and foreign outstanding company demanding the strict clean class. Offer the best smart solution in any condition based on the technology for 20 years.



✓ Properties of High quality TDI

- Outstanding tensile/tearing strength
- High abrasion resistance
- Anti-static($10^8 \sim 10^9 \Omega\text{cm}$) ⚡

✓ Available with a range of wheel size(D50~D550)

✓ Application

- Drive or guide wheels for Heavy duty equipment
- Drive wheels for the equipment operating at high speed
- Drive or guide wheels for various logistics equipment (STOCKER, AGV, LGV, RGV, OHT, SHUTTLE, ROLLER)

┌ TDI series, Good dynamic properties, Suitable for a range of applications.

└ Polyether or polyester materials, Have the great dynamic properties with the great tensile and tear strength ┘



Special purpose(Wheels) High-Quality TDI Wheel

Special Purpose Wheels

kg 50 ~ 8,000 kg

✓ RoHS



Special purpose(Wheels) Premium PPDI/NDI Wheel

Special Purpose Wheels

kg 50 ~ 8,000 kg

✓ RoHS

The excellence of our special purpose wheels has been proven by providing its casters to high-tech line, of the domestic and foreign outstanding company demanding the strict clean class. Offer the best smart solution in any condition based on the technology for 20 years.



✓ Properties of premium PPDI/NDI

- Great dynamic properties(Usable for a long time)
- High durability against tear due to the good tear strength
- Fast resilience in operation after the rest time(High resilience)
- Minimize the particle by the good abrasion resistance (Suitable for clean room)
- Anti-static($10^8 \sim 10^9 \Omega\text{cm}$) ⚡

✓ Available with the various size of wheel(D50~D550)

✓ Application

- Drive or guide wheels for the heavy duty equipment
- Drive wheels for the equipment operating at the high speed
- Drive or guide wheels for various logistics equipment (STOCKER, AGV, LGV, RGV, OHT, SHUTTLE, ROLLER)

『 High durability against the crack and low particle generation by excellent abrasion resistance / tear strength


Great dynamic properties in the harsh condition and performing fast resilience after the long rest time, by the outstanding elastic resistance 』



1
OHT, OHS Wheels(PPDI)
D115, D75, D60(AL CORE)



2
Shuttle Wheel(PPDI+ESD)
D80xW18(AL CORE)



3
Stocker Drive Wheel(NDI)
D500xW170(AL CORE)



4
Stocker Guide Wheel(PPDI+ESD)
D80xW30(STS CORE)



5
AGV Guide Wheel(PPDI)
D200xW50(AL CORE)



6
OHT Guide Wheel(PPDI)
D50xW20(AL CORE)



7
OHCV Drive Wheel(PPDI+ESD)
D300xW80(AL CORE)



8
AGV Drive Wheel(PPDI)
D300xW100(AL CORE)



9
Stocker Drive Wheel(PPDI+ESD)
D300xW60(STEEL CORE)

Special purpose(Wheels) Premium PPDI/NDI Wheel

Special Purpose Wheels

kg 50 ~ 8,000 kg

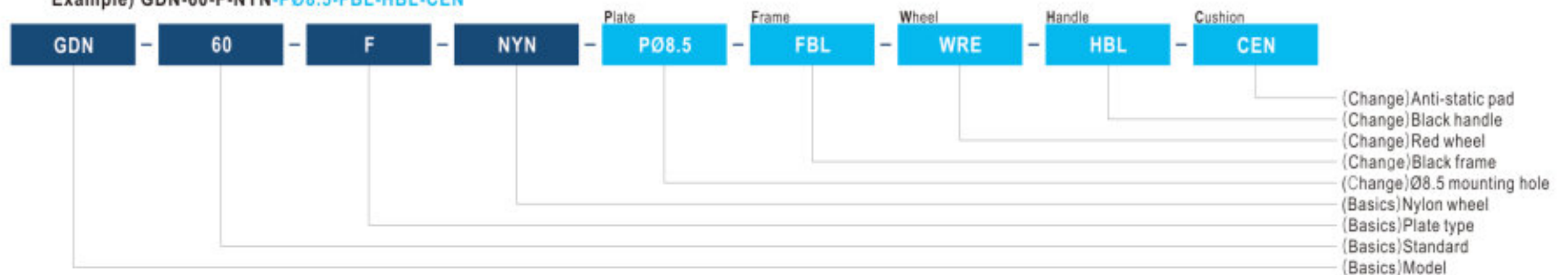
✓ RoHS



Numbering system

√ Leveling casters

Example) GDN-60-F-NYN-PØ8.5-FBL-HBL-CEN



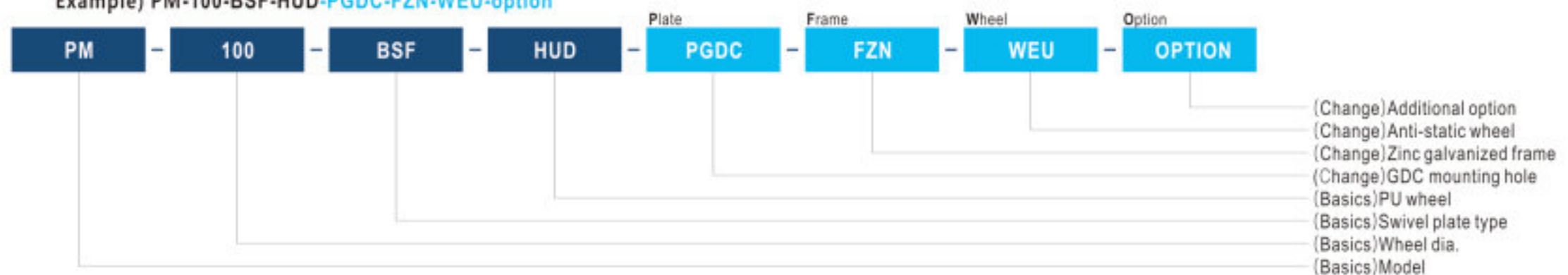
√ Shock absorbing casters

Example) GDS-100-ASF-LUD-PØ8.5-FBL-WEU-LFIX-65°




√ Light/Medium/Heavy duty casters

Example) PM-100-BSF-HUD-PGDC-FZN-WEU-option



√ Trolleys

Example) FT-300X-RB



Title	Description
F	Brake(X), Swivel(O), Plate type
S	Brake(X), Swivel(O), Stem type
ASF	Brake(X), Swivel(O), Plate type
ARF	Brake(X), Swivel(X), Plate type
BSF	Brake(O), Swivel(O), Plate type
BRF	Brake(O), Swivel(X), Plate type
ASS	Brake(X), Swivel(O), Plate type
ARS	Brake(X), Swivel(X), Stem type
BSS	Brake(O), Swivel(O), Stem type
BRS	Brake(O), Swivel(X), Stem type

Title	Description	Title	Description
NYN	Nylon+Bearing(0pcs)	LUP	Light duty cast PU+Bearing(1pce)
NYD	Nylon+Bearing(2pcs)	LUD	Light duty cast PU+Bearing(2pcs)
NYQ	Nylon+Bearing(4pcs)	SUD	Soft cast PU+Bearing(2pcs)
MCN	MC nylon+Bearing(0pcs)	MUD	Medium duty cast PU+Bearing(2pcs)
MCD	MC nylon+Bearing(2pcs)	HUP	Heavy duty cast PU+Bearing(1pce)
MCQ	MC nylon+Bearing(4pcs)	HUD	Heavy duty cast PU+Bearing(2pcs)
TUN	Injection PU+Bearing(0pcs)	HUQ	Heavy duty cast PU+Bearing(4pcs)
TUS	Injection PU+Bearing(1pce)	HUWD	Heavy duty cast PU+Bearing(2pcs)
TUD	Injection PU+Bearing(2pcs)	MUID	Heavy duty cast PU+ ^{Integrated double ball bearing}
HRN	Rubber+Bearing(0pcs)	FRD	Heat Resisting Rubber+Bearing(2pcs)
HRS	Rubber+Bearing(1pce)		
HRD	Rubber+Bearing(2pcs)		

Packing information

GD-series								
Models	Wheel Types	N/Weight(kg)	Package(4pcs)		Master Cartons(Export Only)			
			G/Weight(kg)	Size(mm)	Q' ty(pcs)	G/Weight(kg)	Size(mm)	
GD-40	F	-	0.4	1.7	185x80x130	80	35	345x345x480
	S	-	0.4	1.7			33	
GD-60 GDN-60 GDR-60	F	-	0.8	3.3	225x110x160	48	43	
	S	-	0.7	2.9			37	
GD-60 PUS GDN-60 PUS	F	-	0.8	3.3	290x125x200	20	43	
GD-60 PEU GDN-60 PEU	F	-	0.8	3.3			19	
GD-80 GDN-80 GDR-80	F	-	1.4	5.7	295x150x210	16	33	
	S	-	1.2	4.9			28	
GD-100	F	-	1.9	7.7	380x185x250	8	35	
	S	-	1.6	6.5			31	
GD-120	F	-	2.2	8.9	445x240x295	16	39	
	S	-	1.9	7.7			34	
GD-150	F	-	3.5	14.0	225x110x160	24	32	
SGDN-60	F	-	1.2	4.7			28	
	S	-	1.0	4.1	25			
SGDN-80	F	-	2.0	7.9	290x125x200	12	25	
	S	-	1.8	7.2			22	

GDS-series								
Models	Wheel Types	N/Weight(kg)	Package(4pcs)		Master Cartons(Export Only)			
			G/Weight(kg)	Size(mm)	Q' ty(pcs)	G/Weight(kg)	Size(mm)	
GDS-100	F	-	1.2	4.9	295x150x210	16	24.5	345x345x480
	S	-	1.1	4.5			23	
GDS-100(PUS)	F	-	1.2	4.9	380x185x250	16	25	
GDS-100(PEU)	F	-	1.2	4.9			24	
GDS-125	F	-	1.4	5.7	445x240x295	16	26	
	S	-	1.3	5.3			24	
GDS-125(PEU)	F	-	1.4	5.7	8	8	26	
GDS-125(PUS)	F	-	1.4	5.7			26	
GDS-130	F	-	3.0	12.1	8	8	28	
	S	-	2.7	10.9			26	
GDS-150	F	-	3.2	12.9	8	8	28	
	S	-	3.0	12.1			27	
GDS-200	F	-	3.5	14.1	8	8	31	
	S	-	3.2	12.9			29	

GDSD-series								
Models	Wheel Types	N/Weight(kg)	Package(4pcs)		Master Cartons(Export Only)			
			G/Weight(kg)	Size(mm)	Q' ty(pcs)	G/Weight(kg)	Size(mm)	
GDSD-100	F	-	1.7	6.9	380x185x250	8	18	345x345x480
	S	-	1.5	6.1			16	
GDSD-130	F	-	4.9	19.7	430x270x290	8	43	

GSST-series								
Models	Wheel Types	N/Weight(kg)	Package(4pcs)		Master Cartons(Export Only)			
			G/Weight(kg)	Size(mm)	Q' ty(pcs)	G/Weight(kg)	Size(mm)	
GSST-130	F	-	5.0	20.1	380x250x245	8	43	445x240x295
GSST-150	F	-	5.2	21.8			46	
GSST-200	F	-	6.0	24.1	445x240x295	4	24	430x270x290
GSST-200W	F	-	6.0	24.1			24	
GSST-250	F	-	14.7	58.9	430x270x290	2	30	

GDC-series								
Models	Wheel Types	N/Weight(kg)	Package(4pcs)		Master Cartons(Export Only)			
			G/Weight(kg)	Size(mm)	Q' ty(pcs)	G/Weight(kg)	Size(mm)	
GDC-100	F	-	1.1	4.5	295x150x210	16	22	345x345x480
	S	-	0.7	2.9			16	
GDC-125	F	-	1.2	4.9	290x125x200	16	24	
	S	-	0.8	3.3			19	
GDD-75	F	-	0.5	2.1	20	20	13	
	S	-	0.5	2.0			12	

Packing information

GXTA, GXTS-series								
Models	Wheel Types	N/Weight(kg)	Package(4pcs)		Master Cartons(Export Only)			
			G/Weight(kg)	Size(mm)	Q' ty(pcs)	G/Weight(kg)	Size(mm)	
GXTA-100	F	-	4.9	19.7	380x250x250	8	42	345x345x480
GXTS-100	F	-	6.5	26.1		8	54	

GXT-series										
Models	Wheel Types	N/Weight(kg)	Package(4pcs)		Master Cartons(Export Only)					
			G/Weight(kg)	Size(mm)	Q' ty(pcs)	G/Weight(kg)	Size(mm)			
GXT-80	F	HUD	2.9	11.8	380x250x250	8	24.5	345x345x480		
		MCD	2.4	9.8		8	23			
GXT-100	F	HUD	3.4	13.8		8	26			
		MCD	2.6	10.6		8	24			
GXT-125	F	HUD	10.5	-		-	2		22	380x185x250
		MCD	8.7	-			2		18.5	
GXT-150	F	HUD	12.0	-	2		25			
		MCD	9.2	-	2		19.5			
GXT-200	F	HUD	12.4	-	2		25.8	-		
		MCD	10.6	-			22.2			
GXT-250	F	HUD	12.6	-	1	-	-			
		MCD	12.8	-	1	-				
GXT-80	S	HUD	3.4	13.8	380x260x180	-	-	-		
		MCD	3.0	12.2		-	-			
GXT-100	S	HUD	3.6	14.6		-	-			
		MCD	3.2	13.0		-	-			
		NYD	3.2	13.0		-	-			

GXTD-series								
Models	Wheel Types	N/Weight(kg)	Package(4pcs)		Master Cartons(Export Only)			
			G/Weight(kg)	Size(mm)	Q' ty(pcs)	G/Weight(kg)	Size(mm)	
GXTD-100	F	HUD	5.3	21.3	380x250x250	8	43	345x345x480
GXTD-150	F	HUD	9.7	-		2	46	
GXTD-200	F	HUD	25	-		1	25.1	
GXTD-250	F	HUD	48	-		1	24	
GXTD-300	F	HUD	57.3	-		1	24	

GXTT-series								
Models	Wheel Types	N/Weight(kg)	Package(4pcs)		Master Cartons(Export Only)			
			G/Weight(kg)	Size(mm)	Q' ty(pcs)	G/Weight(kg)	Size(mm)	
GXTT-75	F	HUD	5	20.7	380x270x165	8	42.4	345x345x480
		MCD	4.8	19.9		8	40.8	
GXTT-100	F	HUD	5.6	23.1		8	47.2	
		MCD	5.2	21.5		8	44	
GXTT-125	F	HUD	6.2	25.5		8	52	
		MCD	5.8	23.9		8	48.8	

P-series								
Models	Wheel Types	N/Weight(kg)	Package(4pcs)		Master Cartons(Export Only)			
			G/Weight(kg)	Size(mm)	Q' ty(pcs)	G/Weight(kg)	Size(mm)	
P-100	F	HRD, HRS, TUD, LUD	1.2	4.9	-	16	22	445x245x290
	S		1.1	4.5			21	
P-125	F	HRD, HRS, TUD, LUD	1.3	5.3		12	18	
	S		1.2	4.9			17	

G-series								
Models	Wheel Types	N/Weight(kg)	Package(4pcs)		Master Cartons(Export Only)			
			G/Weight(kg)	Size(mm)	Q' ty(pcs)	G/Weight(kg)	Size(mm)	
G-100	F	HRD, HRS, TUD, LUD	1.3	5.3	-	8	16	445x245x290
	S		1.2	5.3			25	
G-125	F	HRD, HRS, TUD, LUD	1.4	5.6		8	14	
	S		1.3	5.3			13	

Packing information

PL-series									
Models	Wheel Types	N/Weight(kg)	Package(4pcs)		Master Cartons(Export Only)				
			G/Weight(kg)	Size(mm)	Q' ty(pcs)	G/Weight(kg)	Size(mm)		
PL-75	F	HRS, TUS, LUD, FRD	0.7	-	-	24	17.8	445x240x295	
	S		0.7	-			17.8		
PL-100	F	HRD, HRS, TUD, LUD, FRD	0.9	-		20	22.6		
	S		0.9	-			22.6		
PL-125	F	HRD, HRS, TUD, LUD, FRD	1	-		16	21		345x345x480
	S		1	-			21		

PM-series								
Models	Wheel Types	N/Weight(kg)	Package(4pcs)		Master Cartons(Export Only)			
			G/Weight(kg)	Size(mm)	Q' ty(pcs)	G/Weight(kg)	Size(mm)	
PM-100	F	HUD, MUD	2.1	8.4	-	8	18	345x345x480
		MCD, NYD	2.2	8.8			19	
PM-130	F	HUD, MUD	2.2	8.8		8	19	
		MCD	2.3	9.2			19	
PM-150	F	HUD, MUD	2.4	9.6		8	20	
		MCD	2.5	10			21	
PM-200	F	HUD, MUD	3.4	14.6	345x345x480	-	-	-
		MCD	3.5	15		-	-	

PMW-series								
Models	Wheel Types	N/Weight(kg)	Package(4pcs)		Master Cartons(Export Only)			
			G/Weight(kg)	Size(mm)	Q' ty(pcs)	G/Weight(kg)	Size(mm)	
PMW-130	F	HUD, MUD	2.3	9.2	-	8	19	345x345x480
		MCD	2.4	9.6			20	
PMW-150	F	HUD, MUD	2.5	10		8	21	
		MCD	2.6	10.4			22	

PHS-series								
Models	Wheel Types	N/Weight(kg)	Package(4pcs)		Master Cartons(Export Only)			
			G/Weight(kg)	Size(mm)	Q' ty(pcs)	G/Weight(kg)	Size(mm)	
PHS-75	F	MCD, NYD	1.7	7.3	380x185x250	8	16	345x345x480
PHS-100	F	MCD, NYD	2.4	10.1		8	21	
		HUD	2.5	10.5		8	22	

PH-series								
Models	Wheel Types	N/Weight(kg)	Package(4pcs)		Master Cartons(Export Only)			
			G/Weight(kg)	Size(mm)	Q' ty(pcs)	G/Weight(kg)	Size(mm)	
PH-100, GH-100	F	HUD, MUD	2.5	10.5	380x185x250	8	22	345x345x480
		MCD, NYD	2.4	10.1			21	
PH-130, GH-130	F	HUD, MUD	2.6	10.7		8	23	
		MCD	3	12.3			26	
PH-150, GH-150	F	HUD, MUD	2.8	11.5		8	24	
		MCD	3.1	12.5			26	
GH-200	F	HUD, MUD	3.5	15	345x345x480	-	-	-
		MCD	3.6	15.4		-	-	

PHW-series								
Models	Wheel Types	N/Weight(kg)	Package(4pcs)		Master Cartons(Export Only)			
			G/Weight(kg)	Size(mm)	Q' ty(pcs)	G/Weight(kg)	Size(mm)	
PHW-130	F	HUWD	2.8	11.5	380x185x250	8	24	345x345x480
		MCD	3.2	13.1			27	
PHW-150	F	HUWD	3	12.3		8	25	
		MCD	3.3	13.5			28	

GLH-series								
Models	Wheel Types	N/Weight(kg)	Package(4pcs)		Master Cartons(Export Only)			
			G/Weight(kg)	Size(mm)	Q' ty(pcs)	G/Weight(kg)	Size(mm)	
GLH-60	F	NYQ	1	4.1	290x125x200	20	21.5	345x345x480
GLH-75	F	NYD	1.2	4.9		20	25.5	

Packing information

UGXT-series								
Models		Wheel Types	N/Weight(kg)	Package(4pcs)		Master Cartons(Export Only)		
				G/Weight(kg)	Size(mm)	Q' ty(pcs)	G/Weight(kg)	Size(mm)
UGXT-200	F	MCQ	25.8	25.9	380x250x245	-	-	-
UGXT-250	F	MCQ	28.5	28.6	445x245x290	-	-	-
UGXT-300	F	MCQ	31.4	31.5		-	-	-

GL-series								
Models		Wheel Types	N/Weight(kg)	Package(4pcs)		Master Cartons(Export Only)		
				G/Weight(kg)	Size(mm)	Q' ty(pcs)	G/Weight(kg)	Size(mm)
GL-50	F	HRN, TUN	0.2	-	-	100	19	345x345x480
	S		0.2	-			19	
GL-65	F	HRN, TUN	0.2	-		80	17	
	S		0.2	-			17	
GL-75	F	HRS, TUS	0.5	-		30	14.8	
	S		0.5	-			14.8	
GL-100	F	HRD, HRS, TUD, LUD	0.6	-		24	14.9	
	S		0.6	-			14.9	
GL-125	F	HRD, HRS, TUD, LUD	0.7	-		20	15.4	
	S		0.7	-			15.4	

SGL-series								
Models		Wheel Types	N/Weight(kg)	Package(4pcs)		Master Cartons(Export Only)		
				G/Weight(kg)	Size(mm)	Q' ty(pcs)	G/Weight(kg)	Size(mm)
SGL-75	F	HRN, TUN, HRS, TUS	0.5	-	-	30	15.0	345x345x480
SGL-100	F	HRN, TUN, HRD, TUD	0.6	-		24	15.0	
SGL-125	F	HRN, TUN, HRD, TUD	0.7	-		20	16.0	

GF-series										
Models		Wheel Types	N/Weight(kg)	Package(4pcs)		Master Cartons(Export Only)				
				G/Weight(kg)	Size(mm)	Q' ty(pcs)	G/Weight(kg)	Size(mm)		
GF-100	F	MUD	4.6	18.6	380x260x180	-	-	-		
		MCD	4.4	17.8		-	-			
GF-125	F	MUD	5.1	20.6		-	-			
		MCD	4.8	19.4		-	-			
GF-150	F	MUD	5.7	23.0		380x250x245	-		-	-
		MCD	5.4	-			-		-	
GF-200	F	MUD	6.9	-	-	-	-	-		
		MCD	6.7	-		-	-			
GF-250	F	MUD	7.8	-	-	-	-	-		
		MCD	8.1	-		-	-			

JS-series								
Models		Wheel Types	N/Weight(kg)	Package(4pcs)		Master Cartons(Export Only)		
				G/Weight(kg)	Size(mm)	Q' ty(pcs)	G/Weight(kg)	Size(mm)
JS-60	F	NYD, MCD	1.1	-	-	20	22.5	380x275x185
		HUD	1.2	-			24.3	
	S	NYD, MCD	1.2	-			23.3	
		HUD	1.3	-			25.1	
JS-70	F	NYD, MCD	1.2	-			24.2	
		HUD	1.3	-			25.9	
	S	NYD, MCD	1.3	-			25.2	
		HUD	1.3	-			26.9	

RT-series								
Models		Wheel Types	N/Weight(kg)	Package(4pcs)		Master Cartons(Export Only)		
				G/Weight(kg)	Size(mm)	Q' ty(pcs)	G/Weight(kg)	Size(mm)
RT1-150	F	MUID	1.8	-	-	8	22.2	445x245x290
RT2-150	F	MUID	1.9	-	-	8	23.2	
RT3-150	F	MUID	1.9	-	-	8	23.2	

SPM-series								
Models		Wheel Types	N/Weight(kg)	Package(4pcs)		Master Cartons(Export Only)		
				G/Weight(kg)	Size(mm)	Q' ty(pcs)	G/Weight(kg)	Size(mm)
SPM-130	F	HRD	2.1	-	-	8	16.8	445x245x290
SPM-150	F	HRD	2.2	-	-	8	17.6	445x245x290




Operation Manual

- Please read the Operation Manual prior to use casters.
- Please contact G-Dok Ind. for further information.

1. Caution

- Please **make sure to read the Operation Manual prior to use casters.**
- Please **make sure to comply with cautions** described below as they contain the **critical content on safety.**

※ Mark & Definition

 DANGER	Indicating dangerous situation which is critical for safety as incorrect use may inflict the personal death or serious injury.
 WARNING	Indicating dangerous situation which is critical for safety as incorrect use may inflict the personal death, serious injury or property damage.
 CAUTION	Indicating dangerous situation as incorrect use may inflict the light personal injury or property damage.


2. Warning & Caution

Leveling Caster

- Use the Leveling Caster for short distance transporting & fixing the equipment or apparatus.
- In the event the weight of equipment exceeds the recommended load per 4 casters, it will not withstand the heavier loads as the load is to be concentrated on 2 casters, even though 4 casters would be installed.
- Never place loads heavier than the recommended load per 4 casters, as the casters may be damaged in the case of equipment weight exceeds the recommended load per 4 casters.

General Caster

- Use the General Caster for the feet of equipment or moving carts.
Using this caster other than the above purpose may cause undesirable accidents.
- Never place loads heavier than the recommended load per 4 casters.

 **CAUTION** Not conforming to the above matters may inflict the personal injury, caster or property damage,

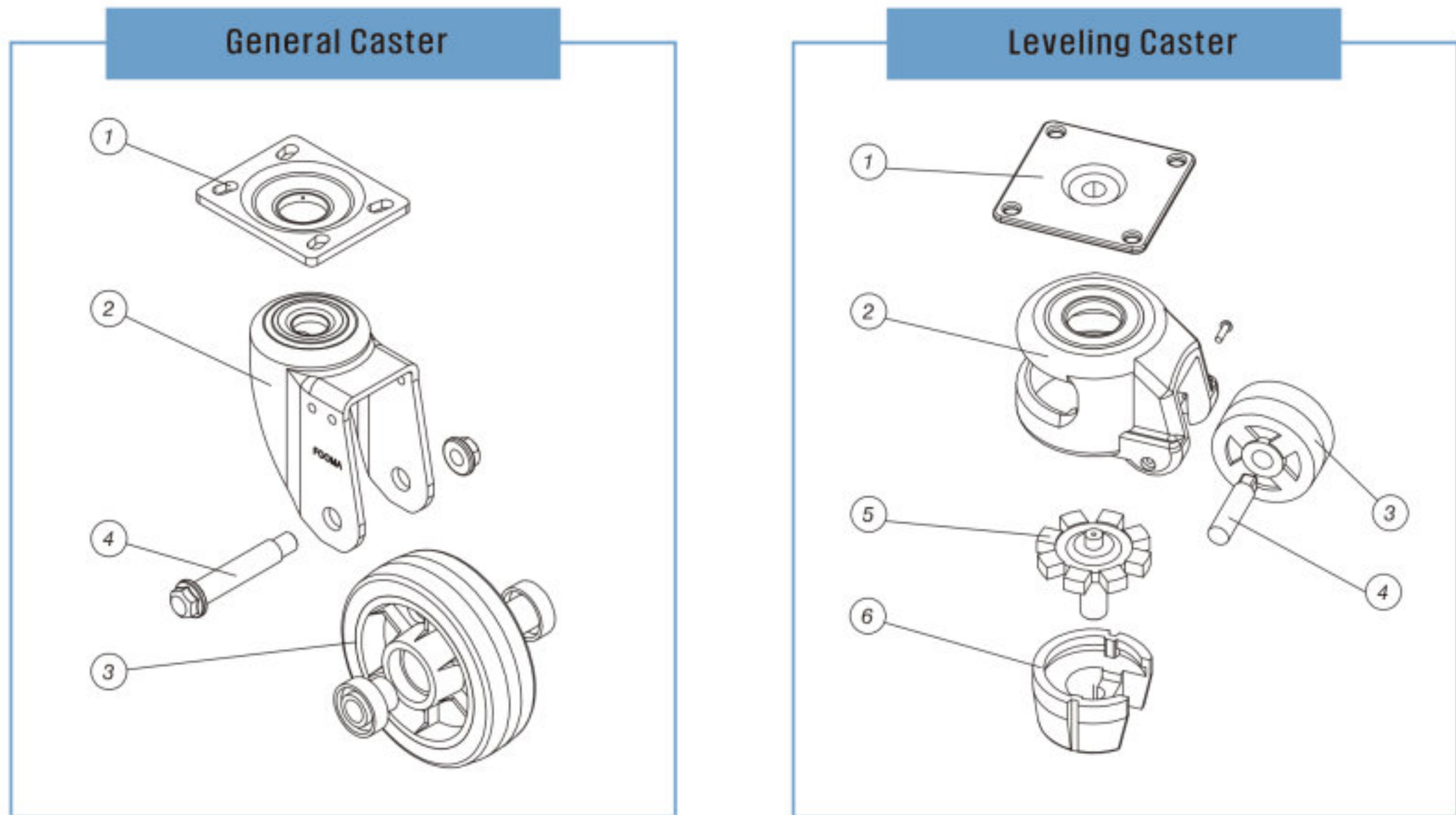
3. Description of Each Section

3-1. Part Name & Function

No	Part Name	Function
1	Top plate	Mounting part to equipment or carts. Plate type and Stem type.
2	Frame	Supporting part of wheel, swivel part and the whole caster. Swivel type and Rigid type
3	Wheel	Rolling part
4	Shaft	Supporting wheels or guiding parts
5	Handle	Height adjusting part for leveling caster
6	Pad	Foot function of leveling caster

Operation Manual

3-2. Outline features



4. Installation & Operation

4-1. Installation

- Select a model within the range of recommended load per 4 casters not exceeding the maximum loads of equipment or carts.
- Tightly fasten the plate of both faces with bolts & nuts, not to have any gaps.
- Once the model is selected, make the hole distance, hole size, tap & others of Top Plate & Equipment Plate of selected model either identical or mountable.



4-2. How to use

Leveling Caster

- The users of leveling caster (multi functional purpose caster) must keep in mind followings.
When moving the equipment, the moving speed should not be exceeded 1km/h and not longer distance than 10m by one shift.
When moving the equipment, the leveling pad (No. 6) mounted on the caster should be up by using handle (No. 5) not to make a friction to the floor.

General Caster

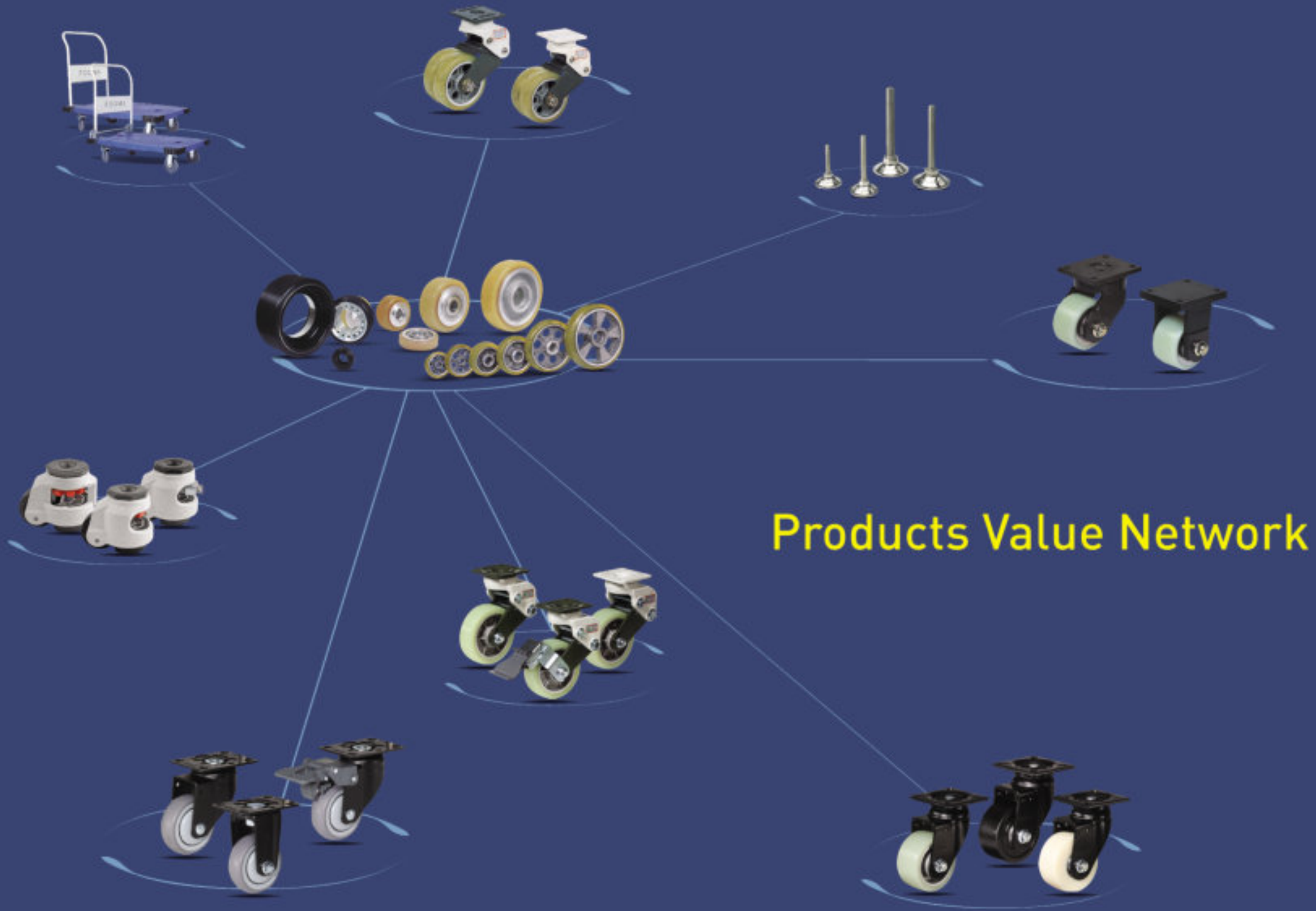
- The users of general casters must keep in mind followings.
Users should make sure that the casters to be moved were DRIVEN by MANUAL or DRIVEN by POWER CAR.
In spite of the casters were driven by manual power, it would be driven by power car, the casters would be broken.
The running speed of carts by manual is not exceeded over 4km/h and the carts by power should not be exceeded over 20km/h.

5. How to inspect

- When using the casters for a long period check the mounting bolts & nuts as they may be loosened.

6. Warranty & Sales Service

- The period of G-Dok Product Warranty is extended to One(1) Year from the date of purchase, providing either the Sales Service or replacement with new product at free of charge in the case of defective product due to G-Dok.



 **G-DOK IND.**
www.gdok.co.kr
www.footmaster.net

■ Head office / Factory

27-50 Bugok Industrial Complex road 4,
Dangjin-si, Chungcheongnam-do, South Korea
Tel: +82-41-357-8390
Fax: +82-41-357-8395
E-mail : gdok@gdok.co.kr

The contents of specifications could be revised
without any notice for improvement.