

APPLICATION  
Compact  
single-axis robots  
TRANSERO  
Single-axis robots  
FLIP-X  
Linear motor  
single-axis robots  
PHASER  
Catenian  
robots  
XY-X  
SCARA  
robots  
YK-XG  
Pick & place  
robots  
YP-X  
CLEAN  
CONTROLLER INFORMATION  
Tiny  
Small type  
Medium type  
Large type  
Ceiling-mount / inverse type  
Dust-proof & drip-proof type

# YK700XP

Dust-proof & drip-proof type



- Arm length 700mm
- Maximum payload 20kg

Note. Built-to-order product.  
Contact us for the delivery period.

## Ordering method

<b>YK700XP</b>			<b>RCX240</b>		<b>R</b>			<b>BB</b>
<b>Model</b>	<b>Z axis stroke</b>	<b>Cable length</b>	<b>Controller</b>	<b>Usable for CE</b>	<b>Regenerative unit</b>	<b>Expansion I/O</b>	<b>Network option</b>	<b>Battery</b>
	200: 200mm 400: 400mm	3L: 3.5m (Standard) 5L: 5m 10L: 10m		No entry: Standard E: CE marking	R: RGU-2	N, P: Standard I/O 16/8 N1, P1: 40/24 N2, P2: 64/40 N3, P3: 88/56 N4, P4: 112/72	No entry: None CC: CC-Link DN: DeviceNet PB: Profibus EN: Ethernet YC: YG-Link	BB: 4 pcs

Note 1. Use N to N4 when NPN is selected on the I/O board, and P to P4 when PNP is selected.  
Note 2. Available only for the master.

## Specifications

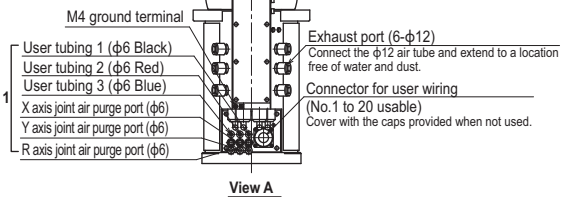
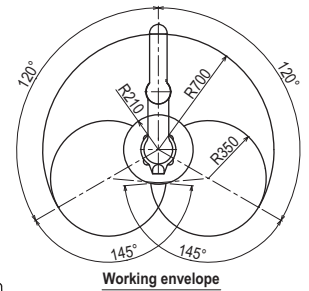
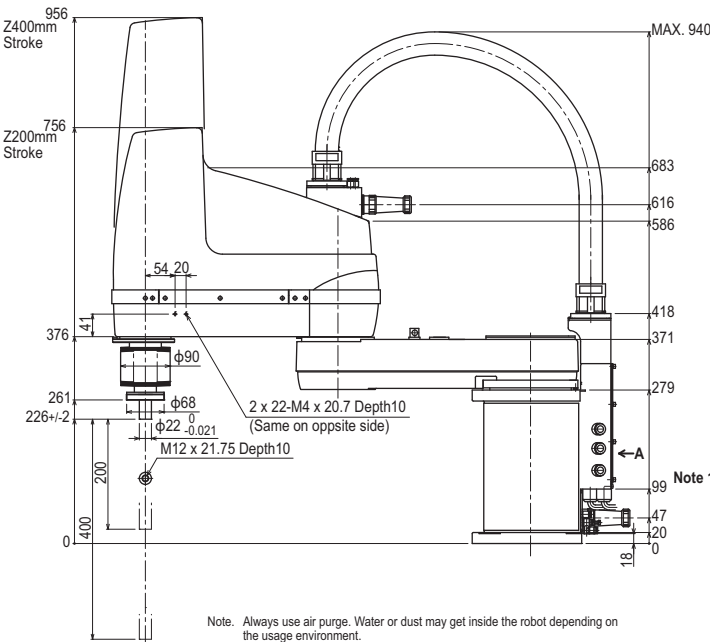
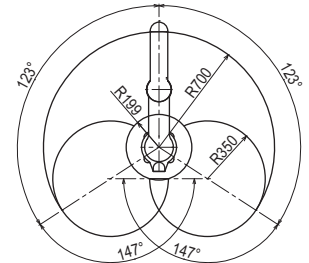
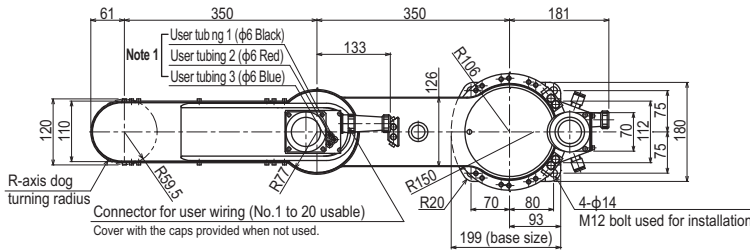
		X-axis	Y-axis	Z-axis	R-axis
<b>Axis specifications</b>	Arm length (mm)	350	350	200   400	-
	Rotation angle (°)	+/-120	+/-145	-	+/-360
<b>AC servo motor output (W)</b>		800	400	400	200
<b>Deceleration mechanism</b>	<b>Speed reducer</b>	Harmonic drive	Harmonic drive	Ball screw	Harmonic drive
	<b>Transmission method</b>	Direct-coupled		Timing belt transmission	Timing belt transmission
	<b>Motor to speed reducer</b> <b>Speed reducer to output</b>	Direct-coupled		Direct-coupled	Direct-coupled
<b>Repeatability</b> <sup>Note 1</sup> (XYZ mm) (R °)		+/-0.02		+/-0.01	+/-0.005
<b>Maximum speed</b> (XYZ m/sec) (R °/sec)		6.7		1.7	600
<b>Maximum payload (kg)</b>		20			
<b>Standard cycle time with 2kg payload</b> <sup>Note 2</sup> (sec)		0.57			
<b>R-axis tolerable moment of inertia</b> <sup>Note 3</sup> (kgm <sup>2</sup> )		0.32			
<b>User wiring (sq × wires)</b>		0.2 × 20			
<b>User tubing (Outer diameter)</b>		φ6 × 3			
<b>Travel limit</b>		1.Soft limit 2.Mechanical stopper (X,Y,Z axis)			
<b>Robot cable length (m)</b>		Standard: 3.5 Option: 5,10			
<b>Weight (kg) (Excluding robot cable)</b>		56			

Note 1. This is the value at a constant ambient temperature. (X,Y axes)  
Note 2. There are limits to acceleration coefficient settings.

## Controller

Controller	Power capacity (VA)	Operation method
RCX240-R	2000	Programming / I/O point trace / Remote command / Operation using RS-232C communication

## YK700XP



Note. Always use air purge. Water or dust may get inside the robot depending on the usage environment.

Note 1. Insert the plug provided when not used.