





Model	CTD 1.5/2.0
Capacity (kg)	1500
Lifting Height (mm)	2000
Mast Type	Double
Fork Length (mm)	1160
Min. Height of Fork (mm)	85
Closed Height (mm)	1600
Load center (mm)	500
Charging Voltage	AC 220V
Motor Power	1.6kW
Outer Width of Legs (mm)	670
Inner Width of Legs (mm)	350
Adjustable width of Forks (mm)	345-670
Rear Wheel Size (mm)	180x50
Front Wheel Size (mm)	80x93
Weight (kg)	350
Pallet Use	Open Pallet only




Scan the QR Code for watch our video demo of the product. Enjoy Watching.



Battery 12V



Charger



Electric Lifting up & down and manual release



Battery Indicator



Brake