

Model	CTD-W1.0/40	CTD-W1.0/45	CTD-W1.0/50
Capacity(kg)			1000
Lifting Height H2(mm)	4000	4500	5000
Mast type		Triple	
Fork Length L1(mm)		1000	
Min. Height of fork H1(mm)		90	
Load Center(mm)		500	
Charging Voltage		AC220V	
Motor Power		1.6kw	
Outer width of Legs B2(mm)		1400	
Inner width of legs(mm)		1160	
Adjustable width of forks B1(mm)	360-695	360-696	360-697
Rear Wheel Size(mm)		180x50	
Front Wheel Size(mm)		80x93	
Weight(kg)	415	420	430
Closed Height H3(mm)		1900	
Extended Height(mm)	4625	5125	5625

Model	CTD-W1.5/40	CTD-W1.5/50
Capacity(kg)		1500
Lifting Height H2(mm)	4000	5000
Mast type		Triple
Fork Length L1(mm)		1000
Min. Height of fork H1(mm)		900
Load Center(mm)		500
Charging Voltage		AC220V
Motor Power		1.6kw
Outer width of Legs B2(mm)		1400
Inner width of legs(mm)		1160
Adjustable width of forks B1(mm)	360-703	360-704
Rear Wheel Size(mm)		180x50
Front Wheel Size(mm)		80x93
Weight(kg)	425	430
Closed Height H3(mm)	1900	1900
Extended Height(mm)	4625	5125



Economic & High Efficiency

Cost effective handling solution for vehicle loading/Production areas with minimum investment, energy saving and regenerative, safe and efficient.

Design puts the focus on the safety and ergonomic working conditions of the user.

Hydraulic System

The battery operated pump is mounted directly on the hydraulic tank. The lifting and lowering functions are controlled by a valve with built-in over pressure function, which prevents overload. A lowering brake valve ensures that the maximum lowering speed is not exceeded at full load.

Light, maneuverable and stable

Steering Wheel with mechanical brake system ensures safe parking under any circumstances.

Easy to maneuver

Compulsively controlled wheel ensures good and precise maneuvering.

Trouble free power pack

Simple, reliable hydraulics providing access to facilitate service of pump and battery.

Easy operation


Ergonomically designed steering handle reduces pulling power and minimises operator fatigue.

Enhanced safety


Foot operated mechanical parking brake ensures safe parking in any situation.




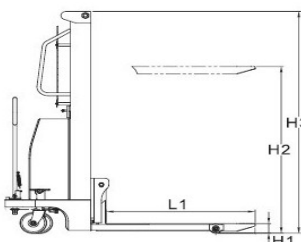
Safe packing in any situation with mechanical parking brake.



Precise lifting and lowering via hand lever.



Integrated charger facilitates easy and reliable.



Straddle Leg