

Model: CDW3.0A

Surface mounted maintenance scissor lift (Lifting Capacity 3.0T)

EC Type Examination Data

100% Dynamic Load Test ✓


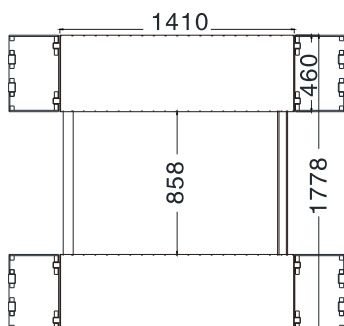
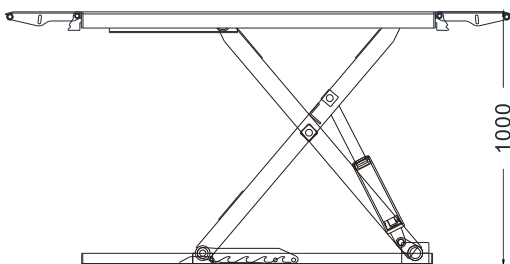
115% Unbalance Load Test ✓

150% Static Load Test ✓



Product Features:

- ◆ Easy to handle drive-on and drive-off ramps
- ◆ Mechanical locks with automatic engagement and pneumatic release.
- ◆ Overload safety valve
- ◆ Safety valve in case of sudden loss of pressure
- ◆ Automatic lowering control
- ◆ 24v dead man control



- 3000kg Lifting Capacity
- Air SUPPLY: 0.4-0.6MPA
- MOTOR SPECIFICATION: 2 POLE 2.2KW ALUMINUM SHELL
- POWER SUPPLY: 220V/1PH-380V/3PH-400V/3PH 50HZ-60HZ
- ≤60 Sec. Lifting Time • 20-60 Sec. Lowering Time
- MAX. LIFTING: 1000MM
- Platform length: 1410mm-2010mm
- platform width: 460mm
- DISTANCE BETWEEN platforms: 858MM
- rest height: 120mm