

PUNCHING

Portable Double-Acting Hydraulic Puncher


SELFER ACE

Double acting hydraulic system allows automatic and inching (manual mode) operation. *CE model is available without auto-return function.

• Applicable for both mild steel and stainless steel punching


Model **HS11-1624** Non-CE/CE*

- Max. punching thickness: 16 mm
- Max. punching diameter: 24 mm
- Max. throat depth: 110 mm




Model **HS07-1624** Non-CE/CE*

- Max. punching thickness: 16 mm
- Max. punching diameter: 24 mm
- Max. throat depth: 70 mm



Model **HS06-1322** Non-CE/CE*

- Max. punching thickness: 13 mm
- Max. punching diameter: 22 mm
- Max. throat depth: 60 mm



Specifications

| Model | HS11-1624 | | HS07-1624 | | HS06-1322 | | |
|-------------------------|--|------------|---|------------|--|------------|-----------------|
| Max. Throat Depth | mm 110 | | 70 | | 60 | | |
| Punching Capacity | Material | Mild Steel | Stainless Steel | Mild Steel | Stainless Steel | Mild Steel | Stainless Steel |
| | Max. Punching Thickness* | mm 16 | 6 | 16 | 6 | 13 | 6 |
| | Max. Punching Diameter | mm 24 | | 22 | | 22 | |
| Hole Making time | Punching Time | sec. 11.8 | | 7.9 | | 7.9 | |
| | Returning Time | sec. 5.7 | | 3.4 | | 3.4 | |
| Allowable Max. Pressure | MPa (kgf/cm ²) | | 68.65 (700) | | 68.65 (700) | | |
| Max. Output | kN (tf) | | 464 (47) | | 367 (37) | | |
| Ram Stroke | mm | | 25 | | 21 | | |
| Mass (Weight) | kg | | 30 | | 25.5 | | |
| Accessories Included | <ul style="list-style-type: none"> • D Punch 22 (Installed) • D Die 22 (Installed) • Sub Handle • Ultra-high Pressure Hose | | <ul style="list-style-type: none"> • Hose Cord Ass'y • Chip Guard Ass'y • Spanner • 12 mm Spanner | | <ul style="list-style-type: none"> • 4 mm Hex. Socket Screw Key • 5 mm Hex. Socket Screw Key • Tool Box | | |

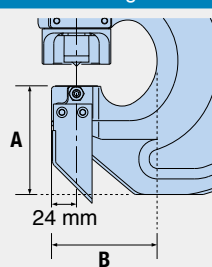
*Mild steel: Maximum punching thickness must be calculated by the equation 0.8 x punching diameter.

*Stainless steel: Maximum punching thickness must be calculated by the equation 0.5 x punching diameter. For the details see the instruction manual.

Optional Accessories

| PN | Description | Sales Unit |
|---------|---|------------|
| TB02506 | Hose Kit Ass'y | 1 piece |
| TP05184 | Ultra-high Pressure Hose 5 m | |
| TB02390 | Switch Cord Ass'y 5 m | |
| TP05777 | Ultra-high Pressure Hose 10 m | |
| TB02545 | Switch Cord Ass'y 10 m | |
| TB02141 | Foot Switch Ass'y | |
| TA92729 | 4L Oil Can | |
| TB02142 | Hook Clamp Ass'y | |
| TA99037 | Lock Nut Ass'y for 25 mm Punch | |
| TQ01279 | Hex. Socket Head Screw 8 x 14 for Securing Oblong Hole D Dies | |

Dimension from Edge to Punch Center



| | A | B |
|-----------|-----|-----|
| HS11-1624 | 127 | 134 |
| HS07-1624 | 105 | 94 |
| HS06-1322 | 84 | 85 |



HYDRAULIC PUMP for SELFER ACE

Model **HPD-05** Non-CE/CE*

- Double-acting



Specifications

| Model | HPD-05 | |
|-----------------------------|--|------------|
| Power Source (Single Phase) | 115 V / 230 V AC | |
| Max. Output Pressure | MPa (kgf/cm ²) 68.65 (700) | |
| Output | 50 Hz | 60 Hz |
| | At No-load | L/min 1.20 |
| At 68.65 MPa | L/min 0.55 | 0.66 |
| Motor | 0.4 kW 4P | |
| Reservoir Capacity | L 4.0 | |
| Discharge Port | Rc 3/8 | |
| Electro-Magnetic Valve | 4 way 3 position valve | |
| Mass (Weight) | kg 32.5 | |

*CE model is available without auto-return function.