



- Clean compressed air, extends the life of pneumatic equipment.
- No electricity required.
- Easy installation not limited by space.

Specification

Model	MAD501	MAD501H
Inlet	Rc1/2	
Manual outlet	Rc1/2	
Automatic outlet	Rc3/8, 5/16"HOSE	
Operating pressure range	0.13~0.88 MPa	0.3~1.27 MPa
Ambient temperature	+2~+60°C	
Min. equipment requirement	180 l/min (about 1 HP)	250 l/min (about 2 HP)
Max. condensate discharge rate	15 gal/hour (57 l/min)	12 gal/hour (46 l/min)
Bowl	Polycarbonate (PC)	Aluminium
Dimensions	160mm×100mm×200mm	
Weight	1.3 kg	1.4 kg

* Standard unit contains semi-auto-drain function when operating pressure below 0.05 MPa.

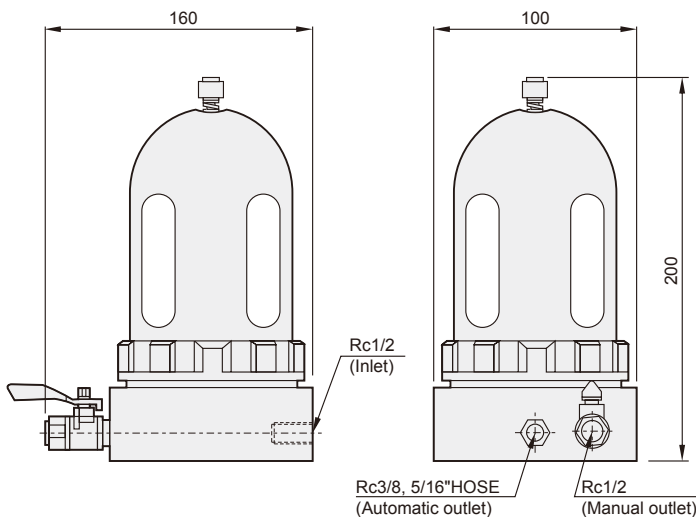
Order example * Port thread G. NPT. are also available.

MAD501 – H

MODEL

FILTER BOWL MATERIAL

Blank: Polycarbonate (PC)
H: Aluminium Alloy



Continuous elimination of water

MAD501(H) automatic drain valve features an advanced design. Through the hose connections, Condensate, oil and sludge are eliminated from the compressed air equipment. The continuous-duty drainer constantly collects contaminants until these are eliminated "on demand" thus keeping a compressed air system clean. When installing the drainer, one is not limited by height nor position; uniquely, it can be installed in any ideal place or position. Since it needs only air pressure to operate, no electrical or outside controlling mechanisms are required. It rapidly and accurately eliminates water and other contaminants.


Solid, liquid and gas separation

The specially designed structure of the **MAD501(H)** separates solid, liquid and air. Since the controlling mechanisms are located in the air section, the moving parts are not affected by water, oil, or sludge-producing years of trouble-free draining.

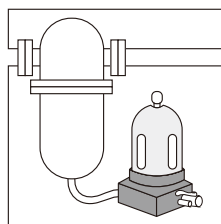
An integral part of the MAD501(H)'s design is the large cylindrical filter and manual valve (located in the base). Here, solids such as rust and pipe scale collect. In order to eliminate this waste, one need not stop the unit or use any tools; conversely, by briefly opening the manual valve, waste is immediately purged from the unit.

Finally, the liquid water and oil collect in the lower chamber (away from the controlling mechanisms) until purged either automatically or by opening the manual valve.

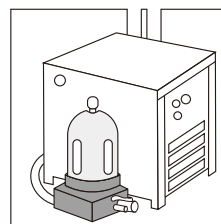
Applications




Air compressor



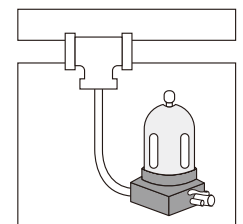
Separator



Air dryer



Air filter



Drop leg