

OUTDOOR LED LIGHTING

SHOSHA/FL

EY363-E LED FLOOD LIGHT



EYELITE



Port Klang, Selangor



EY363- 240W • 320W



EY363- 450W • 480W • 600W

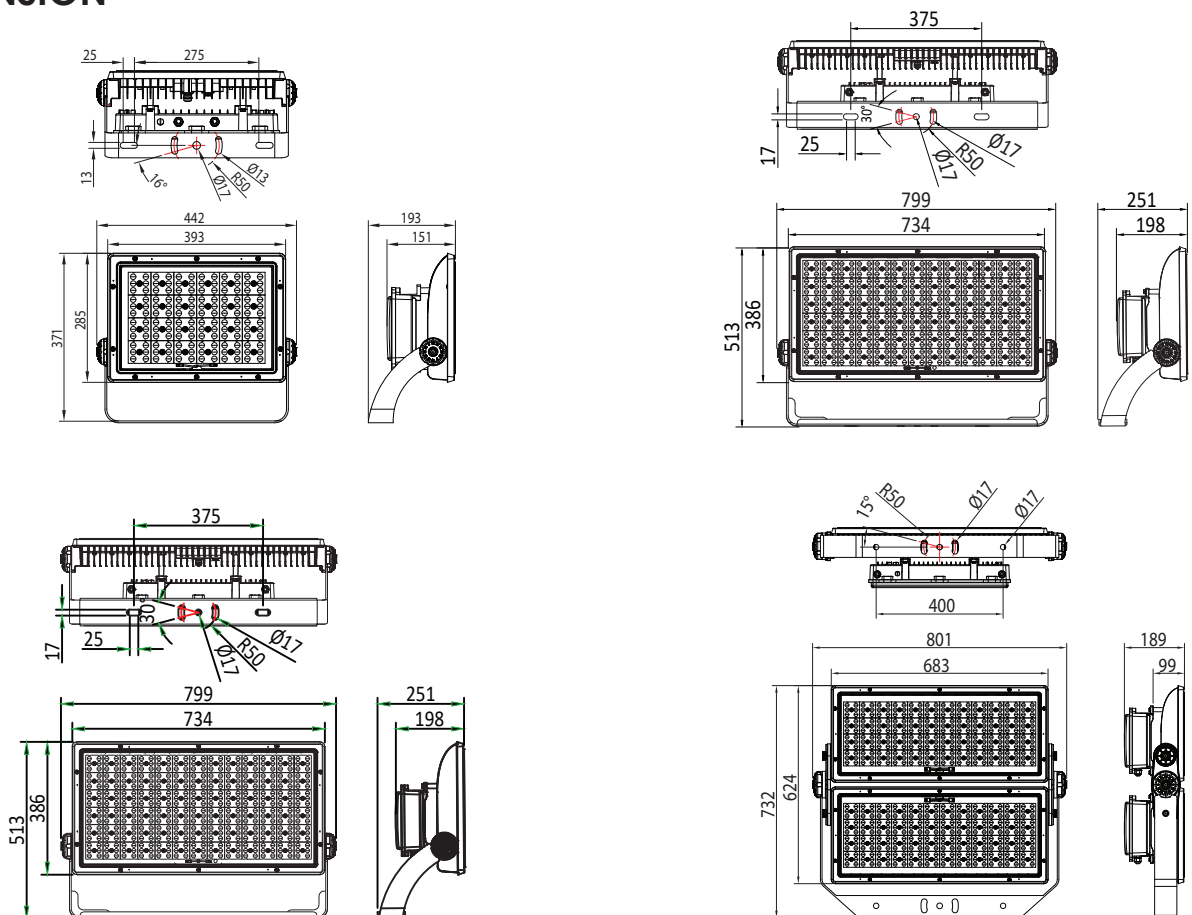


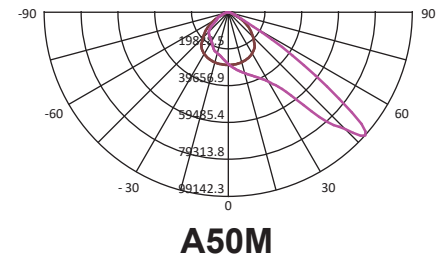
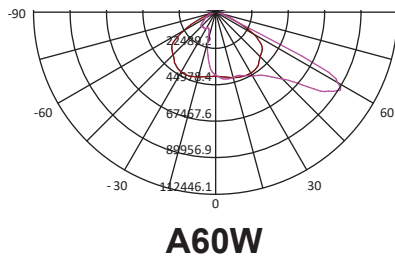
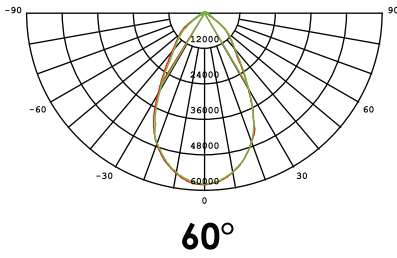
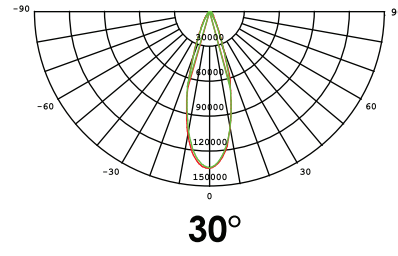
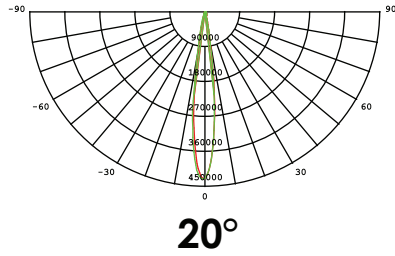
EY363- 700W • 750W • 800W



EY363- 900W • 960W • 1200W

DIMENSION





OPTIONAL ANTI-GLARE PROTECTION

Without glare shield

With Anti-Glare Shield



• With anti-glare shield it can prevent unwanted light which causing discomfort, distraction, or a reduction in visibility. (special order request)

OPTIONAL FEATURES/ ACCESSORIES

- Microwave Motion Sensor
- Smart Lighting Controller
- Customizable Wattage upon request



Crane Lighting



Port Yard Lighting



Sports Lighting

TECHNICAL SPECIFICATION - (E) VERSION

ELECTRICAL SYSTEM

- **Input Voltage** : 100 - 240Vac, 50/60Hz
- **Insulation Class** : Class I
- **LED Driver** : **SOSEN VP IP67**
- **Surge Protection Devices** : I_{max} 20kA (40kV)

LIGHT SOURCE / OPTIC

- **LED Type** : **TYF 5050 with TM21 and LM80**
: **OSRAM 3737 (For asymmetrical beam)**
- **Color Temperature (CCT)** : Standard 5000K
(Others upon request)
- **Color Rendering Index (CRI)** : Ra > 70
(Ra > 80, 90 upon request)
- **Life Time Residual Flux** : (L80), >50,000 hours
@ Ta = 40°C
- **Optical System** : 20°, 30° & 60° Beam Angle
: PC Lens with Tempered Glass Cover
- **Working Temperature** : Ta : -30°C to +40°C

FIXTURE/HOUSING

- **Ingress Protection (IP)** : IP66
- **Impact Resistance (IK)** : IK09
- **Housing Material** : ADC 12 Die-Cast Aluminium
- **Housing Finish** : Powder Coating - RAL7005 Grey

COMPLIANCE

- **Type Test Certified (Luminaire)** : IEC 60598-1, IEC 60598-2-1
: IEC 60598-2-5, IEC/TR 62778
- **EMC Certified (LED Driver)** : IEC 61000-3-2, IEC 61000-3-3
: IEC 55015, EN 61547, EN 62493
- **LED Compliances Test** : IESNA LM-80, TM-21
- **Ingress Protection Test** : IEC 60529 (**IP66**)
- **Impact Resistance Test** : IEC 62262 (**IK09**)
- **RoHS Compliance** : EN62321
- **Vibration Test** : IEC60068-2-6 (**5G vibration test**)
- **SIRIM PCS** : PC013455

APPLICATION

- Highway Interchange • Highmast • Façade Lighting
- Car Parks • Parks • Riverside • Sport Lighting
- Toll Plaza • Airport Apron • Quay Crane • Port Lighting

STOCK AVAILABILITY REGION - (E) VERSION

- MALAYSIA DEFAULT (E) VERSION
- OTHER REGION AVAILABLE UPON REQUEST
- AVAILABLE PROJECT BY PROJECT BASIS

MODEL NO.	EY363-240W-E	EY363-320W-E	EY363-450W-E	EY363-480W-E	EY363-600W-E
Power Consumption ±5% (W)	240W	320W	450W	480W	600W
Luminaire Flux ±5% (lm)	38,400	49,568	66,735	71,184	86,160
System Efficacy ±5% (lm/W)	160	155	148	148	144
Power Factor (PF)	0.97	0.97	0.97	0.97	0.97
HID Equivalent	500W	1000W	1500W	1500W	1800W
Net Weight (kg)	7.7	8.4	19.1	19.1	19.1
Gross Weight (kg)	8.4	9.1	20.6	20.6	20.6
Product Dimension, L x W x H (mm)	442 x 371 x 193		746 x 406 x 240		
Carton Dimension, L x W x H (mm)	458 x 338 x 225		805 x 370 x 260		
CBM (m ³)	0.035		0.077		

MODEL NO.	EY363-700W-E	EY363-750W-E	EY363-800W-E	EY363-900W-E	EY363-960W-E	EY363-1200W-E
Power Consumption ±5% (W)	700W	700W	800W	900W	960W	1200W
Luminaire Flux ±5% (lm)	101,500	108,750	116,000	133,200	142,080	171,600
System Efficacy ±5% (lm/W)	145	145	145	148	148	143
Power Factor (PF)	0.97	0.97	0.97	0.97	0.97	0.97
HID Equivalent	MH1500W	MH1500W	MH1500W	MH1500W	MH2000W	MH2000W MH1800W
Net Weight (kg)	23.6	23.6	23.6	36.9	36.9	36.9
Gross Weight (kg)	26.5	26.5	26.5	39.2	39.2	39.2
Product Dimension, L x W x H (mm)	799 x 514 x 252			801 x 732 x 189		
Carton Dimension, L x W x H (mm)	835 x 420 x 232			860 x 770 x 262		
CBM (m ³)	0.081			0.172		

Note 1: The above specified lumen and system efficiency based on standard CCT: 5000K
 Note 2: Other power 200W, 300W, 400W, 500W, 1000W, 1100W available upon request.