

## North American — FWP 700V: 5-1200A

### FWP

#### Specifications

**Description:** North American style stud-mount fuses.

**Dimensions:** See Dimensions illustrations.

#### Ratings:

Volts: — 700Vac

Amps: — 5-1200A

IR: — 200kA RMS Sym.

— 50kA @700Vdc

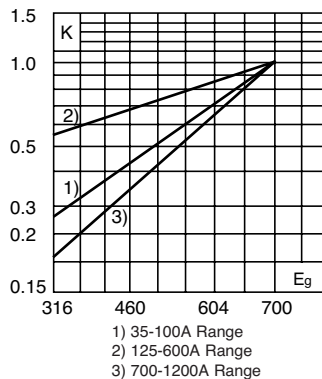


**Agency Information:** CE, UL Recognition & CSA Component Acceptance on 5-800A

#### Electrical Characteristics

##### Total Clearing I<sup>2</sup>t

The total clearing I<sup>2</sup>t at rated voltage and at power factor of 15% are given in the electrical characteristics. For other voltages, the clearing I<sup>2</sup>t is found by multiplying by correction factor, K, given as a function of applied working voltage, E<sub>g</sub>, (rms).



#### Dimensions (in)

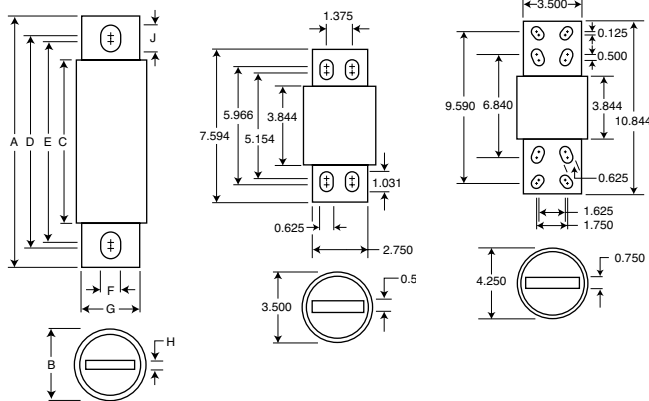
Amp Range	Fig.	A	B	C	D	E	F	G	H	I
5-30	1	2.870	0.563	1.855	2.477	2.477	0.250	0.405	0.063	0.250
35-60	1	4.375	0.813	2.750	3.708	3.312	0.344	0.725	0.125	0.542
70-100	1	4.406	0.947	2.594	3.625	3.563	0.344	0.750	0.125	0.375
125-200	1	5.090	1.500	2.840	4.190	3.500	0.410	1.000	0.250	0.750
225-400	1	5.090	2.000	2.840	4.280	3.530	0.410	1.500	0.250	0.780
450-600	1	7.090	2.500	2.840	5.720	4.190	0.530	2.000	0.380	1.300
700-800	1	6.630	2.000	2.844	5.562	5.062	0.625	1.500	0.250	0.875
900-1000	2	See Drawing								
1200	3	See Drawing								

1mm = 0.0394" / 1" = 25.4mm

Fig. 1: 5-800A

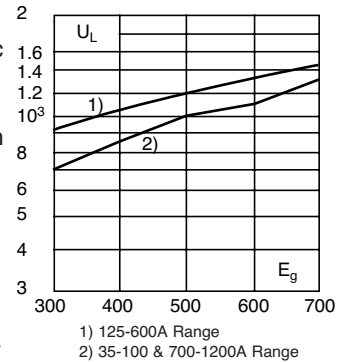
Fig. 2: 900-1000A

Fig. 3: 1200A



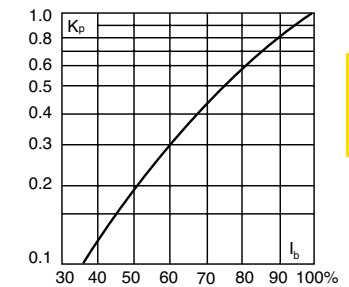
#### Arc Voltage

This curve gives the peak arc voltage, U<sub>L</sub>, which may appear across the fuse during its operation as a function of the applied working voltage, E<sub>g</sub>, (rms) at a power factor of 15%.



#### Power Losses

Watts loss at rated current is given in the electrical characteristics. The curve allows the calculation of the power losses at load currents lower than the rated current. The correction factor, K<sub>p</sub>, is given as a function of the RMS load current, I<sub>b</sub>, in % of the rated current.



#### Catalog Numbers

Catalog Numbers	Rated Current RMS-Amps	Electrical Characteristics			Watts Loss
		I <sup>2</sup> t (A <sup>2</sup> Sec)		Clearing at 700V	
		Pre-arc			
FWP-5B	5	1.6	10	1.5	
FWP-10B	10	3.6	20	4	
FWP-15B	15	10	75	5.5	
FWP-20B	20	26	180	6	
FWP-25B	25	44	340	7	
FWP-30B	30	58	450	9	
FWP-35B	35	34	160	12	
FWP-40B	40	76	320	12	
FWP-50B	50	135	600	12	
FWP-60B	60	210	950	15.5	
FWP-70B	70	305	2000	18	
FWP-80B	80	360	2400	21	
FWP-90B	90	415	2700	25	
FWP-100B	100	540	3500	27	
FWP-125A	125	1800	7300	28	
FWP-150A	150	2900	11700	32	
FWP-175A	175	4200	16700	35	
FWP-200A	200	5500	22000	43	
FWP-225A	225	7700	31300	45	
FWP-250A	250	10500	42500	48	
FWP-300A	300	17600	71200	58	
FWP-350A	350	23700	95600	65	
FWP-400A	400	31000	125000	78	
FWP-450A	450	36400	137000	94	
FWP-500A	500	45200	170000	107	
FWP-600A	600	66700	250000	122	
FWP-700A	700	54000	300000	125	
FWP-800A	800	78000	450000	140	
FWP-900A	900	91500	530000	150	
FWP-1000A	1000	120000	600000	170	
FWP-1200A	1200	195000	1100000	190	

• Watts loss provided at rated current.  
• See accessories on page 106.

#### Features and Benefits

- Excellent dc performance
- Low arc voltage and low energy let-through (I<sup>2</sup>t)
- Superior cycling capability

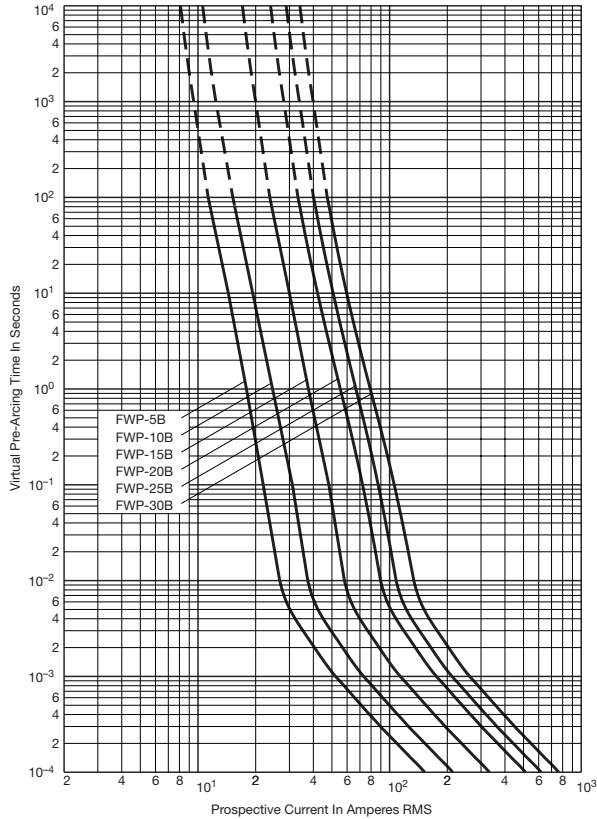
#### Typical Applications

- DC common bus
- DC drives
- Power converters/rectifiers
- Reduced voltage starters

# North American — FWP 700V: 5-1200A

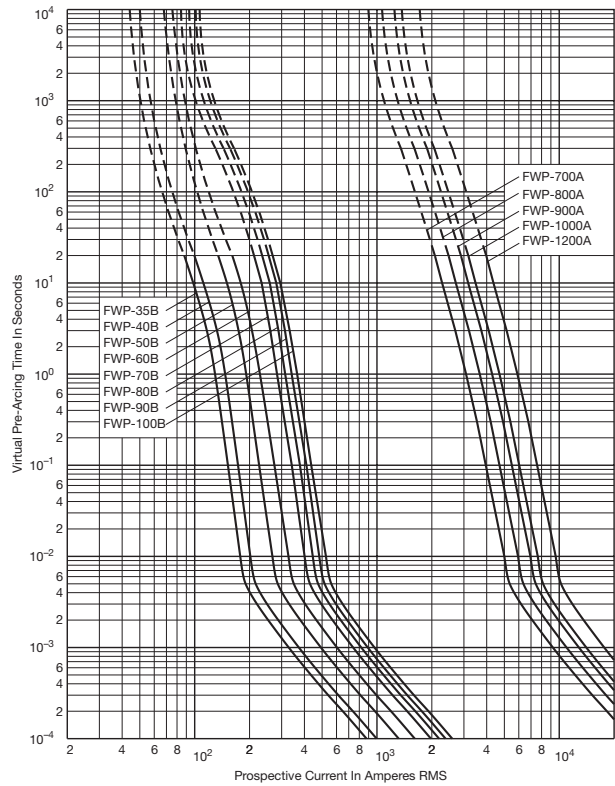
## FWP 5-30A(B): 700V

Time-Current Curve

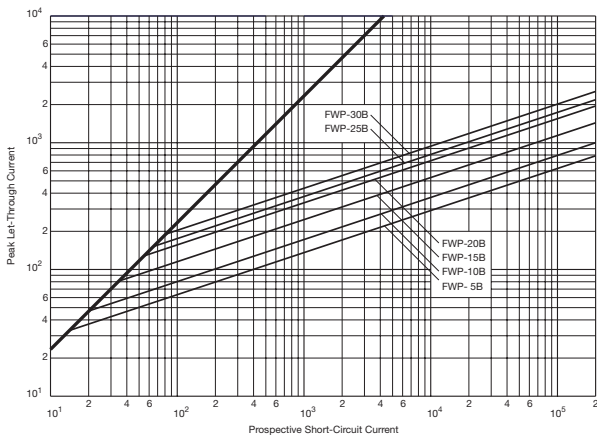


## FWP 35-100A(B) & 700-1200A(A): 700V

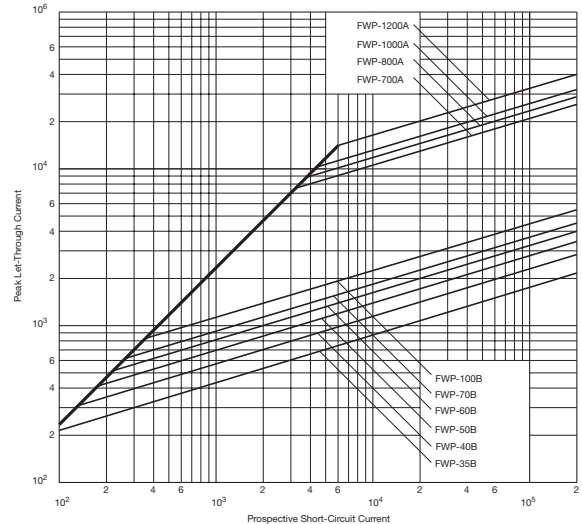
Time-Current Curve



Peak Let-Through Curve



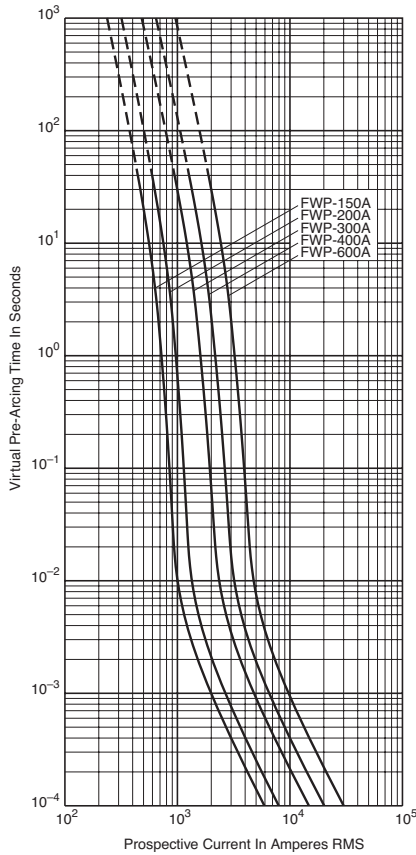
Peak Let-Through Curve



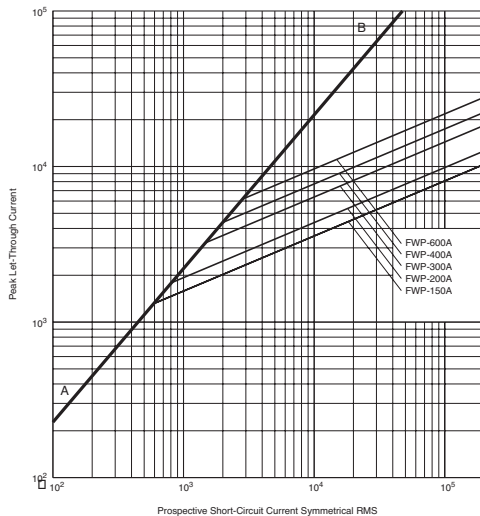
**North American — FWP 700V: 5-1200A**

**FWP 125-600A: 700V**

**Time-Current Curve**



**Peak Let-Through Curve**



**Did You Know?**

**Cooper Bussmann Named First in Fuses by Readers of Plant Services Magazine**

Cooper Bussmann has been named as the vendor offering the highest value in electrical fuses in a recent fill-in-the-blank survey of nearly 40,000 qualified readers of Plant Services Magazine. A full 70 percent of survey respondents said Cooper Bussmann was their number one choice. The nearest competitor weighed in at only 7 percent. The 63 percent spread was the widest of all 63 product categories, ranging from aerial work platforms to welding equipment. According to Plant Services editors, the products chosen are those “that deliver the combination of functionality, durability and low maintenance that add up to the lowest estimated life-cycle cost”—those offering the very best value in their product category.

High Speed Fuses

# Mouser Electronics

Authorized Distributor

Click to View Pricing, Inventory, Delivery & Lifecycle Information:

## Eaton:

[FWP-15B](#) [FWP-40B](#) [FWP-35B](#) [FWP-400A](#) [FWP-800A](#) [FWP-25B](#) [FWP-10B](#) [FWP-600A](#) [FWP-250A](#) [FWP-500A](#)  
[FWP-450A](#) [FWP-300A](#) [FWP-30B](#) [FWP-150A](#) [FWP-70B](#) [FWP-200A](#) [FWP-90B](#) [FWP-350A](#) [FWP-20B](#) [FWP-225A](#)  
[FWP-80B](#) [FWP-125A](#) [FWP-50B](#) [FWP-700A](#) [FWP-175A](#) [FWP-5B](#)