




B **BINA PLASTIC**
INDUSTRIES SDN BHD
(C.O. No. 54840-T)



KKKTM

PVC-U PIPES

SOIL, WASTE AND VENTILATING (S.W.V.) SYSTEM
UNDERGROUND DRAINAGE AND SEWERAGE SYSTEM

Fully Compatible with **BBB**TM PVC-U Fittings



PVC-U PIPES FOR SOIL, WASTE AND VENTILATING (S.W.V.) SYSTEM

SPECIFICATION

Standard : MS 1063 equivalent to SS 213, BS 5255, BS 4514, BS EN 1329

Colour : White

Type of Joint : Solvent Cement Weld Joint



NOMINAL SIZE		MEAN OUTSIDE DIAMETER (mm)		MINIMUM WALL THICKNESS (mm) Application Area	
in.	mm	Minimum	Maximum	B	BD
1¼	36	36.2	36.5	3.0	-
1½	43	42.8	43.1	3.0	-
2	56	55.8	56.1	3.0	-
3	82	82.4	82.8	3.0	3.0
4	110	110.0	110.3	3.2	3.2
6	160	160.0	160.4	3.2	4.0
8	200	200.0	200.5	3.9	4.9
10	250	250.0	250.5	4.9	6.2
12	315	315.0	315.6	6.2	7.7

Application area code:

Code "B" - Application for components intended for use above ground inside the buildings, or for components outside buildings fixed onto the wall.

Code "BD" - Application for components intended for use above ground for both inside the buildings, or for components outside buildings fixed onto the wall and buried in building structures.


PVC-U PIPES FOR UNDERGROUND DRAINAGE AND SEWERAGE SYSTEM

SPECIFICATION

Standard : MS 979 and MS 1063 equivalent to SS 272, BS 4660, BS EN 1329


Colour : Brown


Type of Joint : Solvent Cement Weld Joint




NOMINAL SIZE		MEAN OUTSIDE DIAMETER (mm)		MINIMUM WALL THICKNESS (mm)
in.	mm	Minimum	Maximum	
4	100	110.0	110.3	3.2
6	155	160.0	160.4	4.1
8	200	200.0	200.5	4.9
10	250	250.0	250.5	6.2
12	315	315.0	315.6	7.7


PVC-U FITTINGS FOR SOIL, WASTE AND VENTILATING (S.W.V.) SYSTEM


45° BEND	Size (mm)
	36
	43
	56
	82
	110
	160
	200
	250
	315

STRAIGHT COUPLING	Size (mm)
	36
	43
	56
	82
	110
	160
	200
	250
	315


PIPE SLEEVE	Size (mm)
	36
	43
	56
	82
	110
	160
	200

45° BRANCH	Size (mm)
	43
	56
	82
	110
	160 x 110
	200


ACCESS PLUG w/ CAP	Size (mm)
	43
	56
	82
	110
	160


BOSS CONNECTOR	Size (mm)
	82 x 56
	110 x 56
	110 x 82
	160 x 82
	160 x 110

88° BEND	Size (mm)
	36
	43
	56
	82
	110
	110 x 82
	160
	200
	250
	315


88° BRANCH	Size (mm)
	36
	43
	56
	82
	82 x 56
	110
	110 x 56
	110 x 82
	160
	160 x 110
	200


CROSS TEE	Size (mm)
	110 x 110
	160 x 110


88° BEND w/ Inspection Opening (I/O)	Size (mm)
	43
	56
	82
	110
	160
	200

88° BRANCH w/ Inspection Opening (I/O)	Size (mm)
	56
	82
	82 x 56
	110
	110 x 56
	110 x 82
	160
	160 x 110


FLOOR GULLY w/ Inspection Opening (I/O)	Size (mm)
	110 x 56 x 56
	110 x 56
	110 x 82


FAUCET (P/T) ELBOW	Size (mm)
	36
	43


FAUCET (P/T) SOCKET	Size (mm)
	36
	43
	56


END CAP	Size (mm)
	56
	82
	110
	160


PVC-U FITTINGS FOR SOIL, WASTE AND VENTILATING (S.W.V.) SYSTEM


VENT COWL	Size (mm)
	56
	82
	110
	160


P-TRAP	Size (mm)
	110

P-TRAP w/ Inspection Opening (I/O)	Size (mm)
	56
	110

S-TRAP	Size (mm)
	110

U-TRAP	Size (mm)
	110

BUSH REDUCER	Size (mm)
	43 x 36
	56 x 36
	56 x 43
	82 x 56
	110 x 56
	110 x 82
	160 x 82
	160 x 110
	200 x 110
200 x 160	

LEVEL INVERT REDUCER	Size (mm)
	82 x 56
	110 x 56
	110 x 82
	200 x 110
	200 x 160

CONCENTRIC REDUCER	Size (mm)
	160 x 110


PVC-U FITTINGS FOR UNDERGROUND DRAINAGE AND SEWERAGE SYSTEM

88° BEND	Size (mm)
	110
	160
	200

88° BRANCH	Size (mm)
	110
	160
	160 X 110

45° BEND	Size (mm)
	110
	160

P-TRAP	Size (mm)
	110

STRAIGHT COUPLING	Size (mm)
	110
	160

Distributed by: