

Addition of a new **ID Cut** function that helps to achieve labor-saving process & business efficiency!

CUTTING PLOTTER

FXII Plus series

CG-75FXII Plus CUTTING PLOTTER CG-130FXII Plus CUTTING PLOTTER CG-160FXII Plus CUTTING PLOTTER

New world standard of multi cutting plotter



CG-130FXII Plus

ID Cut improves your work efficiency!

In collaboration with JV300-130/160 Plus, continuous cutting operations can be performed automatically for small-quantity and multi-product orders of stickers and labels.

Print & Cut



JV300-130/160 Plus

CG-FXII Plus Series

Scanning of register marks with ID that are printed out by JV300-130/160 Plus enables unmanned and continuous cutting operations to be performed automatically by means of CG-FXII Plus Series !



Available for creation of stickers and vehicle wrapping films!



Plug-in cutting software compatible

With Adobe Illustrator/CoreIDRAW

Fine Cut/Coat 9

Original function Advantages of ID Cut

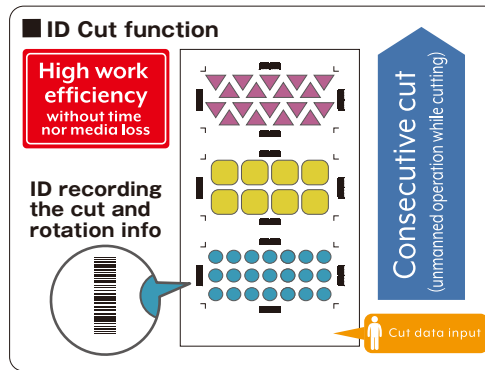
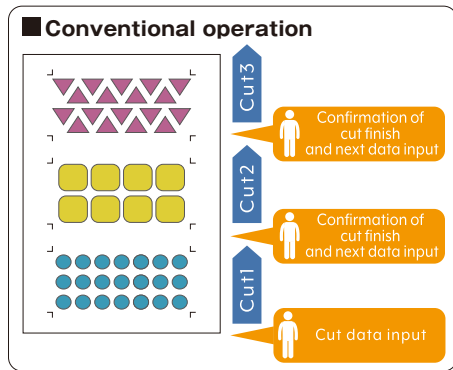
It makes multiple types of small lot cutting possible by unmanned operation.

When cutting several pieces of data, any operators had to confirm completion of the cutting operation and specify any cut data for each. Because use of the ID Cut function automatically performs continuous read-out operations of register marks with ID, including the cutting information, the entire operation can be completed in a single specification of data. When the machine is performing the cutting operation, operators can proceed with other jobs simultaneously.

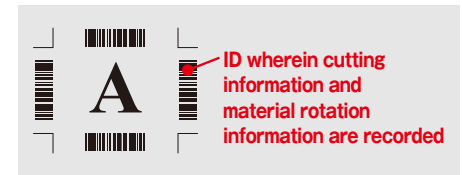
Preventing incorrect operations during post processes to save wasting media and labor

Using the ID Cut eliminates manual setting mistakes of media. In addition, any extra print-out operations in the past are now rendered unnecessary, which were performed intentionally just in case of cutting failure, so media and working time for that purpose can also be saved to increase work efficiency.

The "ID Cut function" is the function that automatically scans register marks with ID which is printed out by the optionally available JV300-130/160 Plus, then reads and cuts cut data. When the register mark sensor reads ID, it asks the applicable PC to send cutting data information to it, and starts the cutting operation automatically. Since ID is printed out in four directions, a correct cutting operation will be performed because the machine recognizes an orientation of any media, regardless of orientation of such media.



Print data as well as register mark with ID can be printed out by JV300-130/160 Plus simultaneously.



Specifications

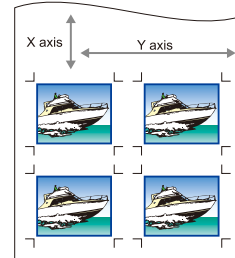
Item		CG-75FXII Plus	CG-130FXII Plus	CG-160FXII Plus
Acceptable sheet size	width	90 - 1,040 mm (3.54 - 40.9")	90 - 1,580mm (3.54 - 62.0")	90 - 1,880 mm (3.54 - 74.0")
	Roll weight	18 kg (39.7 lb) or less		
	Roll dia	200mm (7.87) or less		
Effective cutting area*1		760 mm × 51 m (29.9" × 167")	1,300 mm × 51 m (51.2" × 167")	1,600 mm × 51 m (63.0" × 167")
Max. auto cutting area*2		870 mm (34.3")	1,425 mm (56.1")	1,720 mm (67.7")
Max. speed		140cm/s (In a 45° direction and in a pen-up state)		
Adjustable speed range (cutting /plotting)*3		1 - 10 cm/s (1 cm/s step), 10 - 50 cm/s (5 cm/s step) 50 - 100 cm/s (10 cm/s step)		
Mechanical resolution		5 μm (0.0002")		
Command resolution		25 μm, 10 μm (MGL-IIC), 100 μm, 50 μm (MGL-Ic1)		
Repeatability		±0.2mm (0.0079") Excluding shrinkage/expansion caused by the film temperature		
Accuracy assurance range		760 mm × 10 m 29.9" × 0.39"	1,300 mm × 10 m 51.2" × 0.39"	1,600 mm × 10 m 63.0" × 0.39"
Max. pressure		Depending on the specified film and cutting conditions 500 g		
Pressure setting	Cutter	10 - 20 g (2 g step), 20 - 100 g (5 g step), 100 - 500 g (10 g step)		
	Pin	10 - 20 g (2 g step), 20 - 100 g (5 g step), 100 - 500 g (10 g step)		
	Pen	10 - 20 g (2 g step), 20 - 100 g (5 g step), 100 - 150 g (10 g step)		
Acceptable cutting sheet*4		Vinyl up to 0.25mm (0.01") thickness, Fluorescent sheet, Reflective sheet		
Acceptable sheet for pouncing*5		Paper thickness 0.06 - 0.13 mm (0.0024" - 0.005")		
Applicable tools*6		Cutter, Water based ball-point pen, Oil based ball-point		
Certifications		VCCI class A, FCC class A, IEC 62368-1 ETL, CE Marking (EMC, Low voltage and Machinery directive) CB, RoHS, REACH, Energy star, RCM		
Type of command		MGL-IIC/Ic1		
Interface		RS-232C/USB		
Receiver buffer size		30Mb standard (20Mb when in sorting)		
Operation environment		Temperature : 5 - 35 degrees Humidity : 35 - 75% (Rh) Non-condensation AC100V - 240V 1A 50/60Hz		
Power		AC100V - 240V 1A 50/60Hz		
Power consumption		100W or less		
Dimensions (W x D x H)		1,285 × 700 × 1,217 mm 50.5 × 27.5 × 47.9"	1,825 × 700 × 1,217 mm 71.8 × 27.5 × 47.9"	2,125 × 700 × 1,217 mm 83.6 × 27.5 × 47.9"
Weight		47 kg (104 lb)	62 kg (137 lb)	70 kg (154 lb)

*1: Maximum sheet feeding length differs depending on the software.
 *2: Sheet width to cut off from the roll.
 *3: Restricted sheet width.
 *4: Provided that the blade specific to fluorescent type vinyl (SPB-0007) and the blade specific to reflective sheet (SPB-0006) are used.
 *5: Pouncing tool intended specifically for pouncing shall be used.
 *6: The goods on the market are φ8~φ9 mm pen. Accuracy and image quality are not guaranteed



High speed continuous crop mark detection

An optical sensor enables automatic consecutive detection of crop marks throughout the nested image which the inkjet printer prints, in combination with the automatic adjustment function to obtain precise contour cutting.



By continuously detecting a maximum of 4 points, nested images in both X and Y axis can be cut aligning each image automatically.

Optional Tools and Accessories

	CG-75FXII Plus	CG-130FXII Plus	CG-160FXII Plus
Cutter holder	SPA-0090		
Blade for sheet cutter	SPA-0119		
Pouncing set	OPT-C0095 (Holder×1, Needle×2)		
Pen-line rubber	SPC-0358	SPC-0353	SPC-0381
Pen-line sponge	SPC-0359	SPC-0354	SPC-0382
Roll set	OPT-C0185	OPT-C0183	OPT-C0187
Sheet basket	OPT-C0184	OPT-C0182	OPT-C0186

Variety of Blades

	CG-75FXII Plus	CG-130FXII Plus	CG-160FXII Plus
Standard Blade for Vinyl	SPB-0030		
For Reflective sheet	SPB-0006		
For Fluorescent sheet	SPB-0007		
For Vinyl sheet and paper	SPB-0001		
For Small character	SPB-0003		

Some of sample images in this catalog are artificial renderings. Specifications, design and dimensions stated in this catalog may be subject to change without notice for technical improvements etc. The corporate names and merchandise names written in this catalog are the trademark or registered trademark of the respective corporations. Please note that descriptions and data in this catalog are as of as of July 2022.

Mimaki MIMAKI ENGINEERING CO., LTD.
 2182-3 Shigeno-Otsu, Tomi-city, Nagano 389-0512, Japan
 TEL:+81-268-64-2281

Mimaki Global Network

USA	MIMAKI USA, INC.	Europe	MIMAKI EUROPE B.V.
Brazil	MIMAKI BRASIL COMERCIO E IMPORTACAO LTDA	Indonesia	PT. MIMAKI INDONESIA
India	MIMAKI INDIA PRIVATE LIMITED	Australia	MIMAKI AUSTRALIA PTY. LTD.
Taiwan	MIMAKI ENGINEERING (TAIWAN) CO.,LTD.	China	SHANGHAI MIMAKI TRADING CO.,LTD.
Singapore	MIMAKI SINGAPORE PTE. LTD.	Thailand	MIMAKI (THAILAND) CO.,LTD.