

# PVC Marble Sheet

PVC大理石板 如镜面般与墙面紧密融合



PVC marble sheets are used as substitution of natural stones like marble, granite as well as ceramic in interior decoration. Ideal for decoration of public premises, they can also be used in private homes, especially in humid areas.

Materials: PVC + Calcium Powder + Additive

PVC大理石板，在室内装饰中用作大理石、花岗岩和陶瓷等天然石材的替代品。非常适合公共场所的装饰，也可用于私人住宅，尤其是潮湿地区。



**Anti Termite**  
防虫防蛀



**Fire Retardant**  
防火抗燃



**Water Resistant**  
防水防潮



**Easy to Install**  
简易安装



**Zero Formaldehyde**  
无漆无味



**High Density**  
耐磨长寿

# Wide Range of Application

## 应用场景

Suitable for TV Wall, Toiilot, Living Room decoration, Restaurant, Hall & Hotel.



# Product Series


## 产品系列



**PV01 Marble White**

Size : 2800mm(L) x  
1220mm(W) x 3mm(T)

**PVC Marble  
Gloss/ Film**



**PV05N Black with white line**

Size : 2800mm(L) x  
1220mm(W) x 3mm(T)

**PVC Marble  
Gloss/ Film**



**PV07**

Size : 2800mm(L) x  
1220mm(W) x 3mm(T)

**PVC Marble  
Gloss/ Film**



**PV08**

Size : 2800mm(L) x  
1220mm(W) x 3mm(T)

**PVC Marble  
Gloss/ Film**



**PV11**

Size : 2800mm(L) x  
1220mm(W) x 3mm(T)

**PVC Marble  
Gloss/ Film**



**PV12**

Size : 2800mm(L) x  
1220mm(W) x 3mm(T)


**PVC Marble  
Gloss/ Film**



**PV13**

Size : 2800mm(L) x  
1220mm(W) x 3mm(T)

**PVC Marble  
Gloss/ Film**



**PV14**

Size : 2800mm(L) x  
1220mm(W) x 3mm(T)

**PVC Marble  
Gloss/ Film**

# Accessories

## 配件

1

### H Profile

HG ( Gold )

HS ( Silver )

HB ( Black )

HR ( Rose Gold )

Size : 8ft

**PVC Marble**




HG ( Gold )



HS ( Silver )



HB ( Black )



HR ( Rose Gold )



2

### End Profile

EG ( Gold )

ES ( Silver )

EB ( Black )

ER ( Rose Gold )

Size : 8ft

**PVC Marble**



EG ( Gold )



ES ( Silver )



EB ( Black )



3

### T Profile

TG ( Gold )

TS ( Silver )

TB ( Black )

TR ( Rose Gold )

Size : 8ft

**PVC Marble**



TG ( Gold )



TS ( Silver )



TB ( Black )



TR ( Rose Gold )



4

### W Profile

- WG ( Gold )
- WS ( Silver )
- WB ( Black )
- WR ( Rose Gold )

Size : 8ft


**PVC Marble**




WG ( Gold )



WS ( Silver )



WB ( Black )



5

### Corner Profile

- CG ( Gold )
- CS ( Silver )
- CB ( Black )
- CR ( Rose Gold )

Size : 8ft

**PVC Marble**



CG ( Gold )



CS ( Silver )



CB ( Black )



6

### I Profile

- IG ( Gold )
- TB ( Black )

Size : 9'5''

**Foam Panel**



IG ( Gold )



TB ( Black )



7

### End Profile

- EGF ( Gold )
- EBF ( Black )

Size : 9'5''

**Foam Panel**



EGF ( Gold )




EBG ( Black )



# Product Testing

## 产品测试



Water Resistant  
防水防潮，经久耐用



Fire Retardant  
防火抗燃，离火自息



Scratch Resistant  
材料坚固，耐损刮擦

## Installation 安装指南



01 Measure the wall  
请用卷尺测量墙壁，计算出安装面积和需要多少块石板



02 Marking On PVC Marble Sheet  
在PVC大理石板上，画下尺寸




03 Cut the PVC Marble Sheet  
按照所需的尺寸，切割PVC大理石板。




04 Apply the Liquid Nail glue on the back of PVC Marble Sheet  
在PVC大理石板背面涂上免钉胶。




05 Installing PVC Marble Sheet on Wall  
在根据墙上所留下的尺寸，把PVC大理石板安装在墙壁上。



06 Installing Aluminium Bar  
在石板边缘，安装边脚线。



07 Applying The Gap Sealant  
在石板间涂上隙密封胶。



08 Install Done  
安装完成。