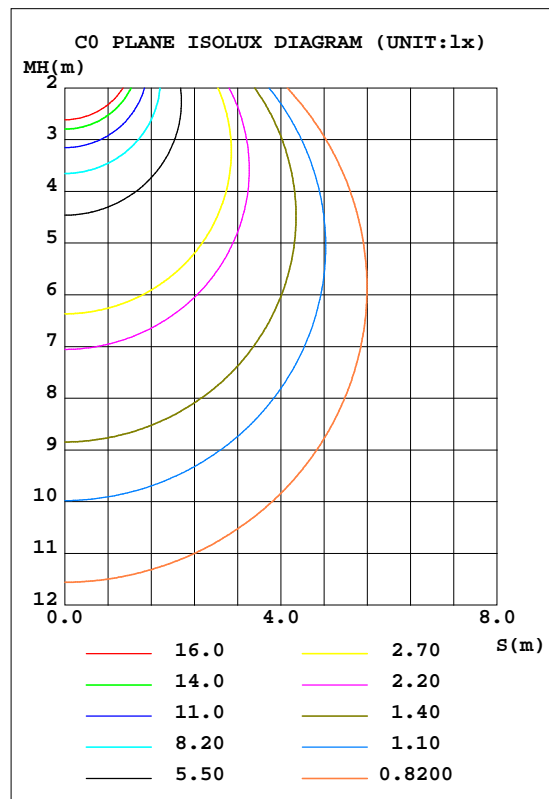
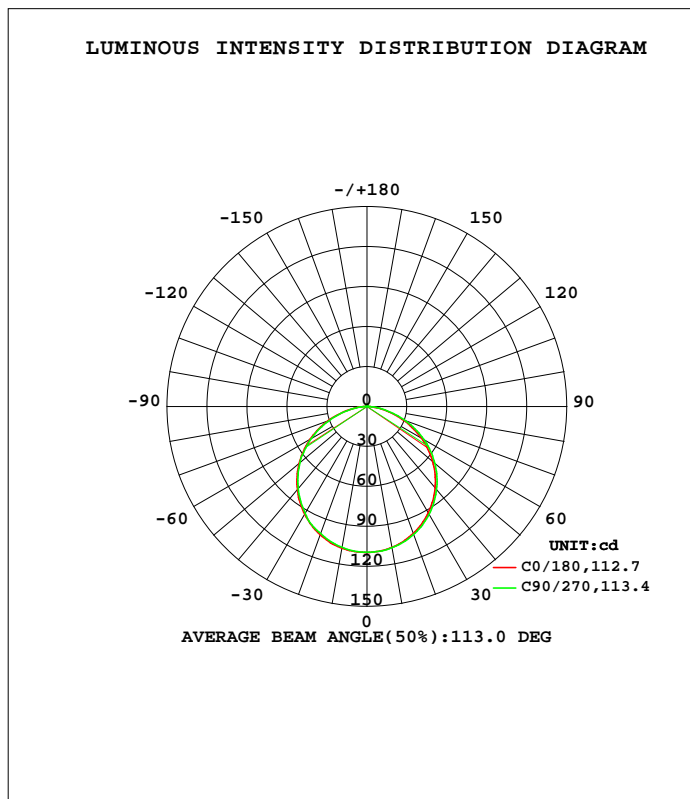


LUMINAIRE PHOTOMETRIC TEST REPORT

Test:U:24.00V I:0.2714A P:6.514W PF:1.000 Freq:0Hz Lamp Flux:318.487x1 lm		
NAME: DLS-LE2513FDXSS1000	TYPE:	WEIGHT:
SPEC.:DLS-LE2513FDXSS1000-F7NW9X-DC	DIM.: 1000*25*13mm	SERIAL No.:
MFR.: COLORS	SUR.:1000*25	Shielding Angle:

DATA OF LAMP		PHOTOMETRIC DATA Eff: 48.89 lm/W			
MODEL	DLS-LE2513FDXSS1000	I <sub>max</sub> (cd)	109.6	S/MH(C0/180)	1.25
NOMINAL POWER(W)	7	LOR(%)	100.0	S/MH(C90/270)	1.26
RATED VOLTAGE(V)	24	TOTAL FLUX(lm)	318.49	h UP, DN(C0-180)	0.8,49.3
NOMINAL FLUX(lm)	318.487	CIE CLASS	DIRECT	h UP, DN(C180-360)	0.7,49.2
LAMPS INSIDE	1	h up(%)	1.5	CIBSE SHR NOM	1.25
TEST VOLTAGE(V)	24	h down(%)	98.5	CIBSE SHR MAX	1.35



C Range: 0 - 360DEG  
 C Interval: 45.0DEG  
 Test Speed: HIGH  
 Temperature:25.3DEG  
 Operators:JYH  
 Test Date:2021-03-28

Range: 0 - 180DEG  
 Interval: 1.0DEG  
 Test System:EVERFINE GO-2000A\_V1 SYSTEM V2.0.362  
 Humidity:65.0%  
 Test Distance:10.950m [K=1.0000]  
 Remarks:

ZONAL FLUX DIAGRAM

ZONAL FLUX DIAGRAM:

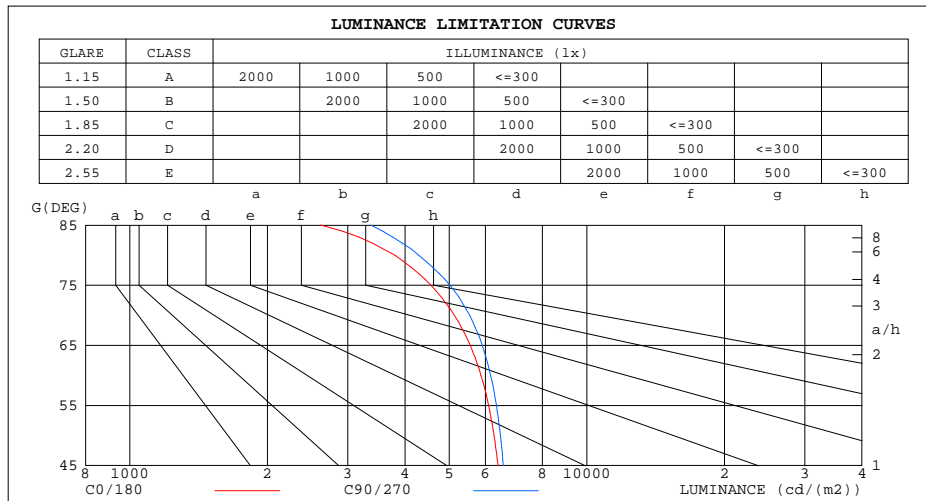
g	C0	C45	C90	C135	C180	C225	C270	C315	g	F zone	F total	%lum,lamp
10	107.4	107.7	107.7	108.0	108.0	107.7	107.4	107.3	0- 10	10.37	10.37	3.25,3.25
20	101.5	102.0	102.3	102.7	102.5	102.1	101.6	101.4	10- 20	29.72	40.09	12.6,12.6
30	92.10	93.00	93.40	94.15	93.50	93.04	92.71	92.06	20- 30	45.15	85.24	26.8,26.8
40	79.67	80.75	81.35	82.09	81.36	80.91	80.36	79.58	30- 40	54.58	139.8	43.9,43.9
50	64.45	65.62	66.55	67.25	66.54	65.96	65.67	64.37	40- 50	56.75	196.6	61.7,61.7
60	46.94	48.20	49.28	50.06	49.38	48.76	48.35	46.94	50- 60	51.29	247.9	77.8,77.8
70	28.08	29.23	30.33	31.17	30.67	30.11	29.62	28.15	60- 70	38.74	286.6	90,90
80	10.56	11.24	11.91	12.86	12.72	12.26	11.70	10.61	70- 80	21.56	308.2	96.8,96.8
90	0.3259	0.3605	0.6415	0.8300	0.7134	0.6048	0.3598	0.3440	80- 90	5.571	313.7	98.5,98.5
100	0.2874	0.3882	0.3411	0.3678	0.2338	0.3005	0.1942	0.3005	90-100	0.3490	314.1	98.6,98.6
110	0.5343	0.5481	0.5273	0.4753	0.4415	0.4140	0.4544	0.4604	100-110	0.4021	314.5	98.7,98.7
120	0.7806	0.7886	0.7667	0.6956	0.6615	0.6061	0.6816	0.6078	110-120	0.5773	315.1	98.9,98.9
130	1.028	1.036	0.9681	0.9358	0.8823	0.8282	0.8552	0.8283	120-130	0.7238	315.8	99.1,99.1
140	1.249	1.209	1.136	1.136	1.089	1.042	0.9688	0.9681	130-140	0.7829	316.6	99.4,99.4
150	1.409	1.289	1.242	1.330	1.229	1.256	1.136	1.062	140-150	0.7339	317.3	99.6,99.6
160	1.569	1.369	1.476	1.503	1.389	1.462	1.409	1.235	150-160	0.6127	317.9	99.8,99.8
170	1.636	1.577	1.690	1.657	1.416	1.590	1.657	1.496	160-170	0.4231	318.3	100,100
180	1.576	1.797	1.817	1.830	1.556	1.797	1.857	1.810	170-180	0.1574	318.5	100,100
DEG	LUMINOUS INTENSITY:cd								UNIT:lm			

C Range: 0 - 360DEG  
 C Interval: 45.0DEG  
 Test Speed: HIGH  
 Temperature:25.3DEG  
 Operators:JYH  
 Test Date:2021-03-28

g Range: 0 - 180DEG  
 Interval: 1.0DEG  
 Test System:EVERFINE GO-2000A\_V1 SYSTEM V2.0.362  
 Humidity:65.0%  
 Test Distance:10.950m [K=1.0000]  
 Remarks:

LUMINANCE LIMITATION CURVES

Test:U:24.00V I:0.2714A P:6.514W PF:1.000 Freq:0Hz Lamp Flux:318.487x1 lm		
NAME: DLS-LE2513FDXSS1000	TYPE:	WEIGHT:
SPEC.:DLS-LE2513FDXSS1000-F7NW9X-DC	DIM.: 1000*25*13mm	SERIAL No.:
MFR.: COLORS	SUR.:1000*25	Shielding Angle:



LUMINANCE cd/(m2)		
G( DEG)	C0/180	C90/270
85	2616	3368
80	3802	4286
75	4563	5019
70	5131	5542
65	5559	5904
60	5868	6160
55	6095	6344
50	6266	6470
45	6397	6568

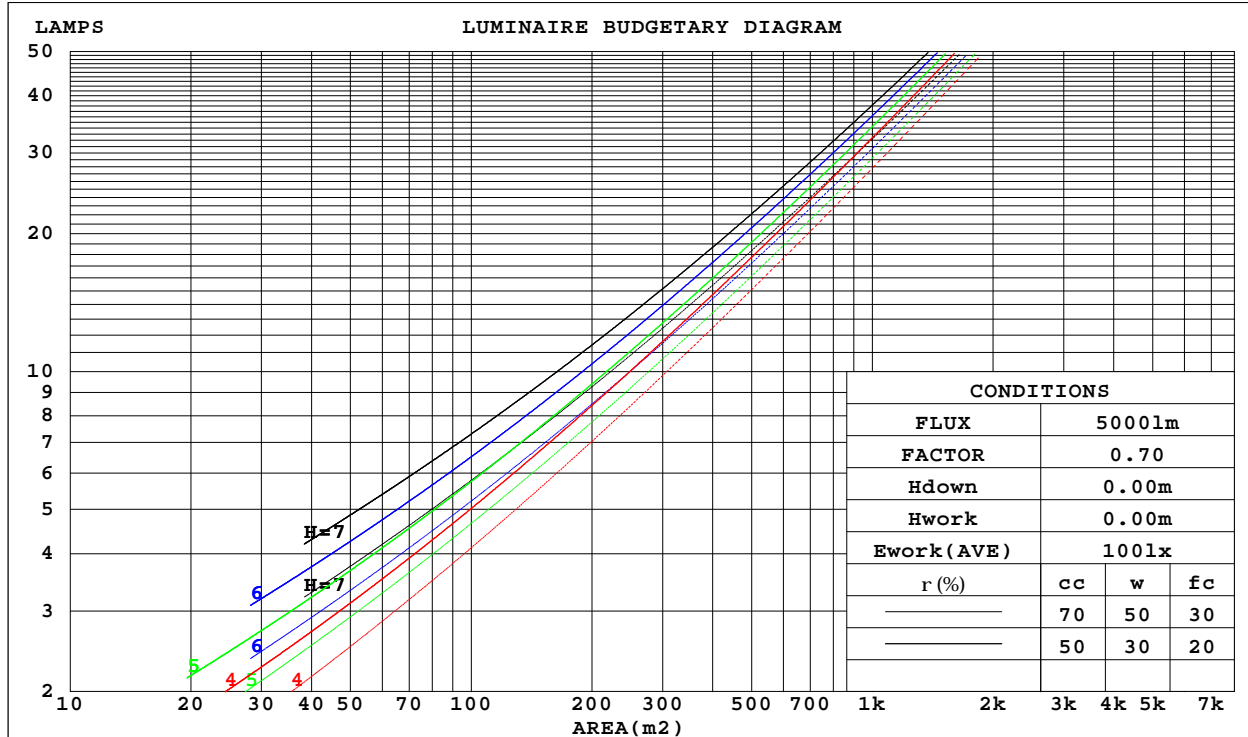
C Range: 0 - 360DEG  
 C Interval: 45.0DEG  
 Test Speed: HIGH  
 Temperature:25.3DEG  
 Operators:JYH  
 Test Date:2021-03-28

G Range: 0 - 180DEG  
 G Interval: 1.0DEG  
 Test System:EVERFINE GO-2000A\_V1 SYSTEM V2.0.362  
 Humidity:65.0%  
 Test Distance:10.950m [K=1.0000]  
 Remarks:

CU AND LUMINAIRE BUDGETARY ESTIMATE DIAGRAM

Test:U:24.00V I:0.2714A P:6.514W PF:1.000 Freq:0Hz Lamp Flux:318.487x1 lm		
NAME: DLS-LE2513FDXSS1000	TYPE:	WEIGHT:
SPEC.:DLS-LE2513FDXSS1000-F7NW9X-DC	DIM.: 1000*25*13mm	SERIAL No.:
MFR.: COLORS	SUR.:1000*25	Shielding Angle:

r <sub>cc</sub>	80%			70%			50%			30%			10%			0
r <sub>w</sub>	50%	30%	10%	50%	30%	10%	50%	30%	10%	50%	30%	10%	50%	30%	10%	0
r <sub>fc</sub>	20%			20%			20%			20%			20%			0
RCR	RCR:Room Cavity Ratio						Coefficients of Utilization(CU)									
0.0	1.19	1.19	1.19	1.16	1.16	1.16	1.10	1.10	1.10	1.05	1.05	1.05	1.01	1.01	1.01	.99
1.0	1.04	.99	.96	1.01	.97	.94	.97	.93	.91	.93	.90	.88	.89	.87	.85	.82
2.0	.90	.83	.78	.88	.82	.77	.84	.79	.75	.81	.77	.73	.78	.74	.71	.69
3.0	.79	.71	.64	.77	.70	.64	.74	.68	.62	.71	.66	.61	.69	.64	.60	.58
4.0	.70	.61	.55	.69	.60	.54	.66	.59	.53	.63	.57	.52	.61	.56	.51	.49
5.0	.63	.54	.47	.61	.53	.47	.59	.52	.46	.57	.50	.45	.55	.49	.45	.42
6.0	.56	.47	.41	.55	.47	.41	.53	.46	.40	.51	.45	.40	.50	.44	.39	.37
7.0	.51	.42	.36	.50	.42	.36	.48	.41	.35	.47	.40	.35	.45	.39	.35	.33
8.0	.46	.38	.32	.46	.38	.32	.44	.37	.32	.43	.36	.31	.42	.36	.31	.29
9.0	.43	.34	.29	.42	.34	.29	.41	.34	.28	.40	.33	.28	.38	.32	.28	.26
10.0	.39	.31	.26	.39	.31	.26	.38	.31	.26	.37	.30	.26	.36	.30	.25	.24



C Range: 0 - 360DEG  
 C Interval: 45.0DEG  
 Test Speed: HIGH  
 Temperature:25.3DEG  
 Operators:JYH  
 Test Date:2021-03-28

Range: 0 - 180DEG  
 Interval: 1.0DEG  
 Test System:EVERFINE GO-2000A\_V1 SYSTEM V2.0.362  
 Humidity:65.0%  
 Test Distance:10.950m [K=1.0000]  
 Remarks:

WEC AND CCEC

Test:U:24.00V I:0.2714A P:6.514W PF:1.000 Freq:0Hz Lamp Flux:318.487x1 lm		
NAME: DLS-LE2513FDXSS1000	TYPE:	WEIGHT:
SPEC.:DLS-LE2513FDXSS1000-F7NW9X-DC	DIM.: 1000*25*13mm	SERIAL No.:
MFR.: COLORS	SUR.:1000*25	Shielding Angle:

rcc	80%			70%			50%			30%			10%			0
rw	50%	30%	10%	50%	30%	10%	50%	30%	10%	50%	30%	10%	50%	30%	10%	0
rfc	20%			20%			20%			20%			20%			0
RCR	RCR:Room Cavity Ratio						Wall Exitance Coefficients(WEC)									
0.0																
1.0	.308	.175	.055	.300	.171	.054	.286	.164	.052	.273	.157	.051	.261	.151	.049	
2.0	.290	.159	.049	.283	.156	.048	.271	.151	.047	.260	.146	.046	.249	.141	.044	
3.0	.269	.143	.043	.263	.141	.042	.252	.137	.041	.242	.132	.041	.232	.129	.040	
4.0	.248	.129	.038	.243	.127	.038	.233	.124	.037	.224	.120	.036	.216	.117	.036	
5.0	.230	.117	.034	.225	.116	.034	.216	.113	.033	.208	.110	.033	.200	.107	.032	
6.0	.213	.107	.031	.209	.106	.030	.201	.103	.030	.194	.101	.030	.187	.098	.029	
7.0	.198	.098	.028	.195	.097	.028	.188	.095	.027	.181	.093	.027	.175	.091	.027	
8.0	.185	.091	.025	.182	.090	.025	.176	.088	.025	.170	.086	.025	.164	.084	.025	
9.0	.174	.084	.023	.171	.083	.023	.165	.082	.023	.160	.080	.023	.155	.078	.023	
10.0	.163	.078	.022	.161	.078	.022	.155	.076	.021	.151	.075	.021	.146	.073	.021	

rcc	80%			70%			50%			30%			10%			0
rw	50%	30%	10%	50%	30%	10%	50%	30%	10%	50%	30%	10%	50%	30%	10%	0
rfc	20%			20%			20%			20%			20%			0
RCR	RCR:Room Cavity Ratio						Ceiling Cavity Exitance Coefficients(CCEC)									
0.0	.202	.202	.202	.173	.173	.173	.118	.118	.118	.068	.068	.068	.022	.022	.022	
1.0	.192	.168	.146	.164	.144	.126	.112	.099	.087	.065	.057	.051	.021	.018	.016	
2.0	.184	.143	.110	.157	.124	.095	.108	.085	.066	.062	.050	.039	.020	.016	.013	
3.0	.176	.126	.086	.151	.109	.075	.104	.075	.052	.060	.044	.031	.019	.014	.010	
4.0	.168	.113	.070	.144	.097	.061	.099	.068	.043	.057	.040	.025	.018	.013	.008	
5.0	.161	.102	.059	.138	.088	.051	.095	.062	.036	.055	.036	.021	.018	.012	.007	
6.0	.154	.094	.051	.132	.081	.044	.091	.057	.031	.053	.033	.019	.017	.011	.006	
7.0	.147	.087	.045	.126	.075	.039	.087	.053	.028	.051	.031	.017	.016	.010	.005	
8.0	.141	.081	.041	.121	.071	.035	.084	.050	.025	.049	.029	.015	.016	.010	.005	
9.0	.135	.076	.037	.116	.066	.032	.080	.047	.023	.047	.028	.014	.015	.009	.005	
10.0	.129	.072	.034	.111	.063	.030	.077	.044	.021	.045	.026	.013	.015	.009	.004	

C Range: 0 - 360DEG  
 C Interval: 45.0DEG  
 Test Speed: HIGH  
 Temperature:25.3DEG  
 Operators:JYH  
 Test Date:2021-03-28

Range: 0 - 180DEG  
 Interval: 1.0DEG  
 Test System:EVERFINE GO-2000A\_V1 SYSTEM V2.0.362  
 Humidity:65.0%  
 Test Distance:10.950m [K=1.0000]  
 Remarks:

UGR(Unified Glare Rating) Table

Test:U:24.00V I:0.2714A P:6.514W PF:1.000 Freq:0Hz Lamp Flux:318.487x1 lm										
NAME: DLS-LE2513FDXSS1000					TYPE:			WEIGHT:		
SPEC.:DLS-LE2513FDXSS1000-F7NW9X-DC					DIM.: 1000*25*13mm			SERIAL No.:		
MFR.: COLORS					SUR.:1000*25			Shielding Angle:		
ceiling/cavity	0.7	0.7	0.5	0.5	0.3	0.7	0.7	0.5	0.5	0.3
walls	0.5	0.3	0.5	0.3	0.3	0.5	0.3	0.5	0.3	0.3
working plane	0.2	0.2	0.2	0.2	0.2	0.2	0.2	0.2	0.2	0.2
Room dimensions	Viewed crosswise					Viewed endwise				
x = 2H y = 2H	23.0	24.5	23.3	24.8	25.0	23.2	24.7	23.5	24.9	25.2
3H	24.5	25.8	24.8	26.1	26.4	24.7	26.1	25.0	26.3	26.6
4H	25.0	26.3	25.3	26.6	26.9	25.3	26.6	25.6	26.9	27.1
6H	25.3	26.5	25.7	26.8	27.1	25.6	26.9	26.0	27.2	27.5
8H	25.4	26.6	25.7	26.9	27.2	25.7	26.9	26.1	27.2	27.6
12H	25.4	26.6	25.8	26.9	27.2	25.8	26.9	26.2	27.3	27.6
4H 2H	23.6	25.0	24.0	25.2	25.5	23.8	25.1	24.1	25.4	25.7
3H	25.2	26.4	25.6	26.7	27.0	25.4	26.6	25.8	26.9	27.3
4H	25.9	26.9	26.3	27.3	27.6	26.1	27.2	26.5	27.5	27.9
6H	26.3	27.2	26.7	27.6	28.0	26.6	27.5	27.0	27.9	28.3
8H	26.4	27.3	26.9	27.7	28.1	26.8	27.6	27.2	28.0	28.4
12H	26.5	27.3	26.9	27.7	28.1	26.8	27.6	27.3	28.1	28.5
8H 4H	26.1	27.0	26.6	27.4	27.8	26.3	27.2	26.8	27.6	28.0
6H	26.7	27.4	27.1	27.8	28.3	27.0	27.7	27.4	28.1	28.6
8H	26.9	27.5	27.4	28.0	28.4	27.2	27.8	27.7	28.3	28.8
12H	27.0	27.5	27.5	28.0	28.5	27.3	27.9	27.8	28.3	28.9
12H 4H	26.1	26.9	26.6	27.3	27.8	26.3	27.1	26.8	27.5	28.0
6H	26.7	27.4	27.2	27.8	28.3	27.0	27.6	27.5	28.1	28.6
8H	26.9	27.5	27.4	28.0	28.5	27.2	27.8	27.7	28.3	28.8
Variations with the observer position at spacings:										
S = 1.0H	+ 0.2 / - 0.2					+ 0.2 / - 0.2				
1.5H	+ 0.2 / - 0.3					+ 0.2 / - 0.3				
2.0H	+ 0.2 / - 0.3					+ 0.2 / - 0.3				

CIE Pub.117, 318.5 lm Total Lamp Luminous Flux Correct (8log(F/F0) = -4.0)

C Range: 0 - 360DEG  
 C Interval: 45.0DEG  
 Test Speed: HIGH  
 Temperature:25.3DEG  
 Operators:JYH  
 Test Date:2021-03-28

g Range: 0 - 180DEG  
 g Interval: 1.0DEG  
 Test System:EVERFINE GO-2000A\_V1 SYSTEM V2.0.362  
 Humidity:65.0%  
 Test Distance:10.950m [K=1.0000]  
 Remarks:

UTILIZATION FACTORS TABLE

Test:U:24.00V I:0.2714A P:6.514W PF:1.000 Freq:0Hz Lamp Flux:318.487x1 lm		
NAME: DLS-LE2513FDXSS1000	TYPE:	WEIGHT:
SPEC.:DLS-LE2513FDXSS1000-F7NW9X-DC	DIM.: 1000*25*13mm	SERIAL No.:
MFR.: COLORS	SUR.:1000*25	Shielding Angle:

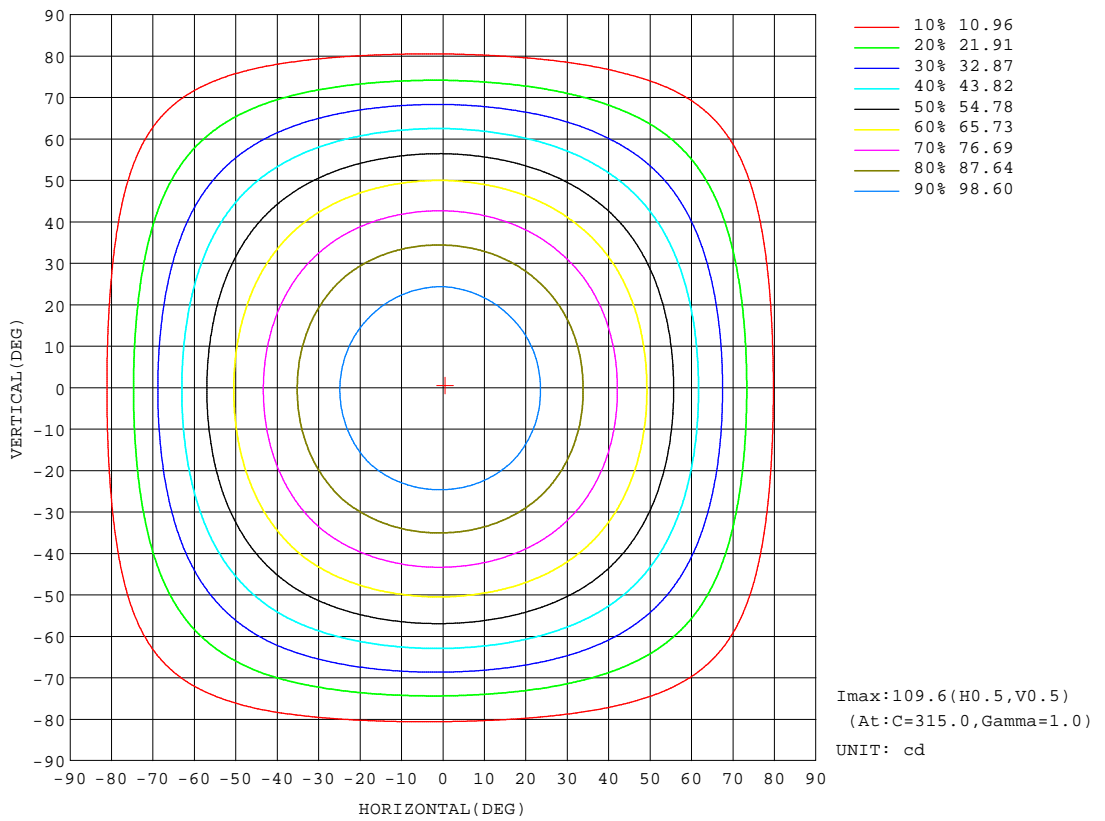
REFLECTANCE										
Ceiling	0.8	0.8	0.8	0.7	0.7	0.7	0.5	0.5	0.5	0
Walls	0.7	0.5	0.3	0.7	0.5	0.3	0.7	0.5	0.3	0
Working plane	0.2	0.2	0.2	0.2	0.2	0.2	0.2	0.2	0.2	0
ROOM INDEX	UTILIZATION FACTORS(PERCENT) k(RI) x RCR = 5									
k = 0.60	57	45	38	56	45	38	55	45	38	32
0.80	67	55	48	66	55	48	64	54	47	40
1.00	76	64	57	74	64	57	72	65	56	49
1.25	83	72	65	81	71	65	78	70	64	56
1.50	88	78	71	86	77	70	83	75	69	61
2.00	95	86	80	93	85	79	89	82	77	69
2.50	98	91	85	96	89	84	92	86	82	73
3.00	102	95	89	100	93	88	95	90	86	77
4.00	106	100	96	103	98	94	99	95	91	82
5.00	108	103	99	106	101	98	101	98	94	85
ROOM INDEX	UF(total)									Direct
According to DIN EN 13032-2 2004			Suspended				SHRNOM = 1.25			

C Range: 0 - 360DEG  
 C Interval: 45.0DEG  
 Test Speed: HIGH  
 Temperature:25.3DEG  
 Operators:JYH  
 Test Date:2021-03-28

g Range: 0 - 180DEG  
 g Interval: 1.0DEG  
 Test System:EVERFINE GO-2000A\_V1 SYSTEM V2.0.362  
 Humidity:65.0%  
 Test Distance:10.950m [K=1.0000]  
 Remarks:

ISOCANDELA DIAGRAM

Test:U:24.00V I:0.2714A P:6.514W PF:1.000 Freq:0Hz Lamp Flux:318.487x1 lm		
NAME: DLS-LE2513FDXSS1000	TYPE:	WEIGHT:
SPEC.:DLS-LE2513FDXSS1000-F7NW9X-DC	DIM.: 1000*25*13mm	SERIAL No.:
MFR.: COLORS	SUR.:1000*25	Shielding Angle:



C Range: 0 - 360DEG  
 C Interval: 45.0DEG  
 Test Speed: HIGH  
 Temperature:25.3DEG  
 Operators:JYH  
 Test Date:2021-03-28

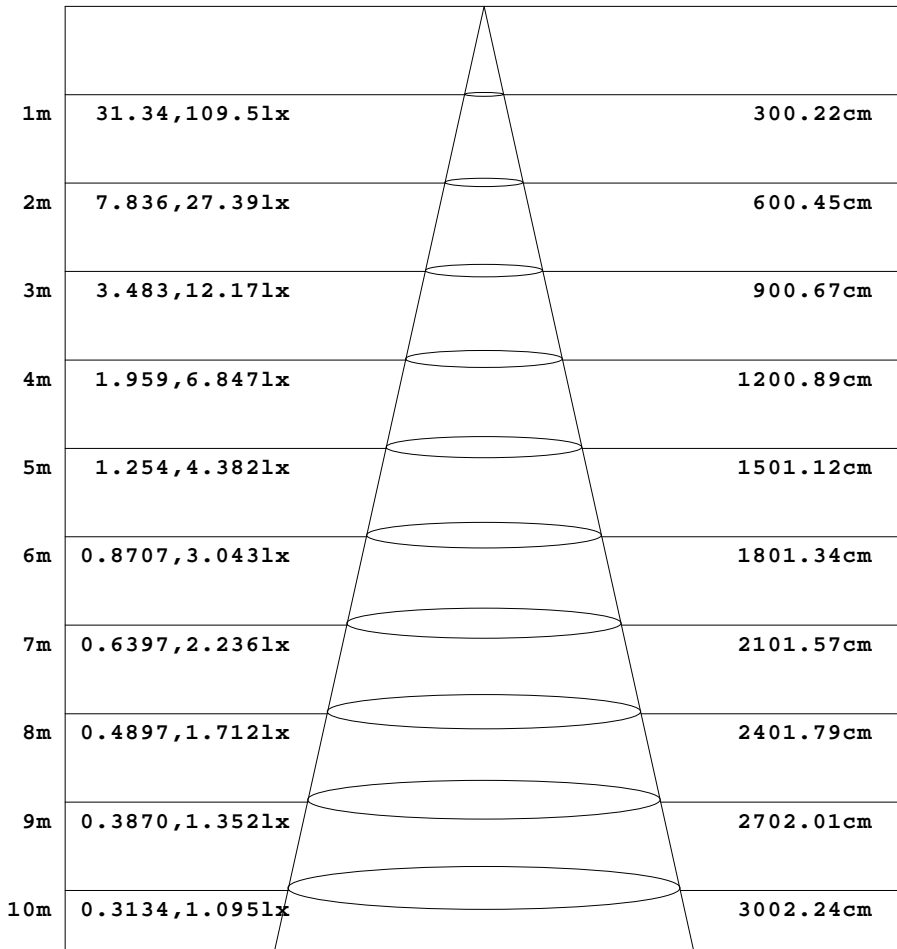
Range: 0 - 180DEG  
 Interval: 1.0DEG  
 Test System:EVERFINE GO-2000A\_V1 SYSTEM V2.0.362  
 Humidity:65.0%  
 Test Distance:10.950m [K=1.0000]  
 Remarks:



AAI Figure

Test:U:24.00V I:0.2714A P:6.514W PF:1.000 Freq:0Hz Lamp Flux:318.487x1 lm		
NAME: DLS-LE2513FDXSS1000	TYPE:	WEIGHT:
SPEC.:DLS-LE2513FDXSS1000-F7NW9X-DC	DIM.: 1000*25*13mm	SERIAL No.:
MFR.: COLORS	SUR.:1000*25	Shielding Angle:

Flux out:233.5 lm



Height                      Eavg, Emax                      Angle:112.66deg                      Diameter

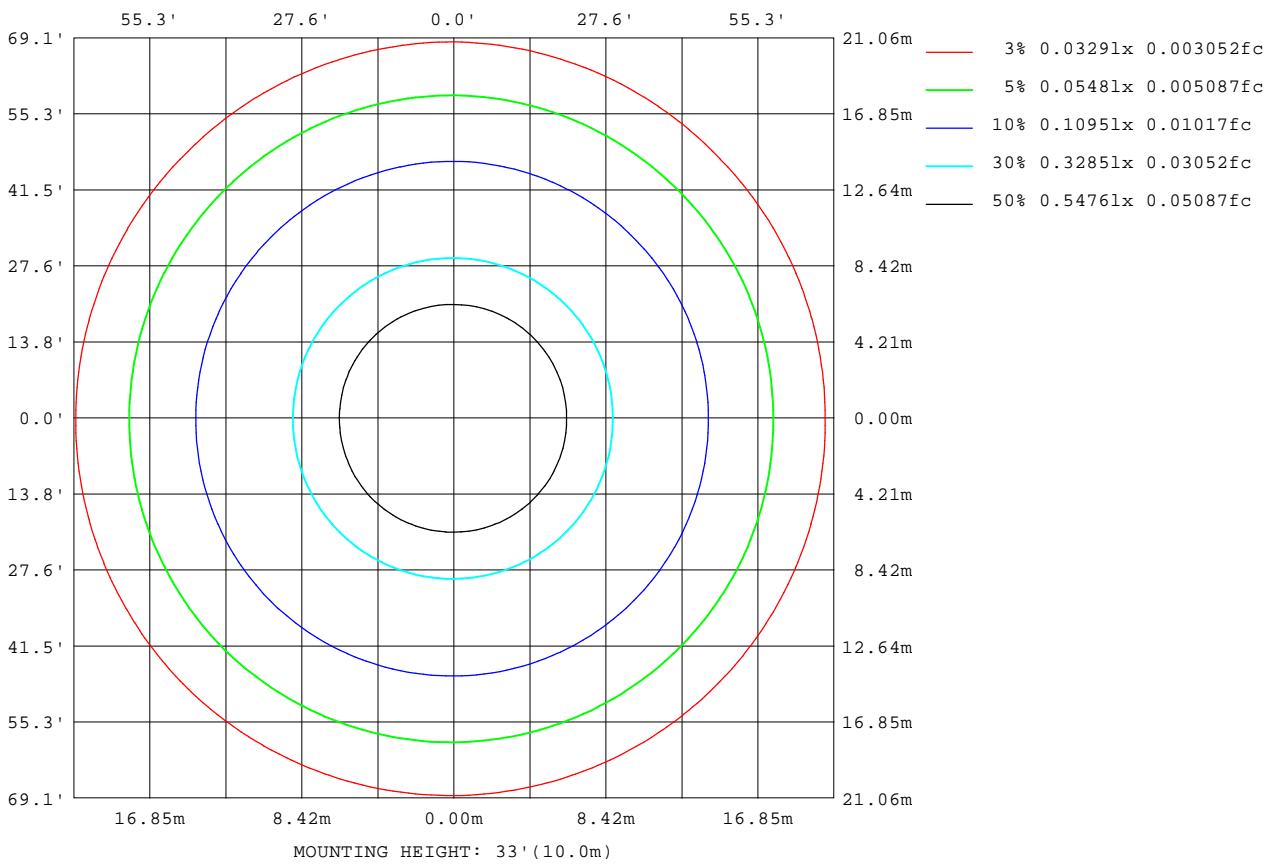
Note:The Curves indicate the illuminated area and the average illumination when the luminaire is at different distance.

C Range: 0 - 360DEG  
 C Interval: 45.0DEG  
 Test Speed: HIGH  
 Temperature:25.3DEG  
 Operators:JYH  
 Test Date:2021-03-28

Range: 0 - 180DEG  
 Interval: 1.0DEG  
 Test System:EVERFINE GO-2000A\_V1 SYSTEM V2.0.362  
 Humidity:65.0%  
 Test Distance:10.950m [K=1.0000]  
 Remarks:

ISOLUX DIAGRAM

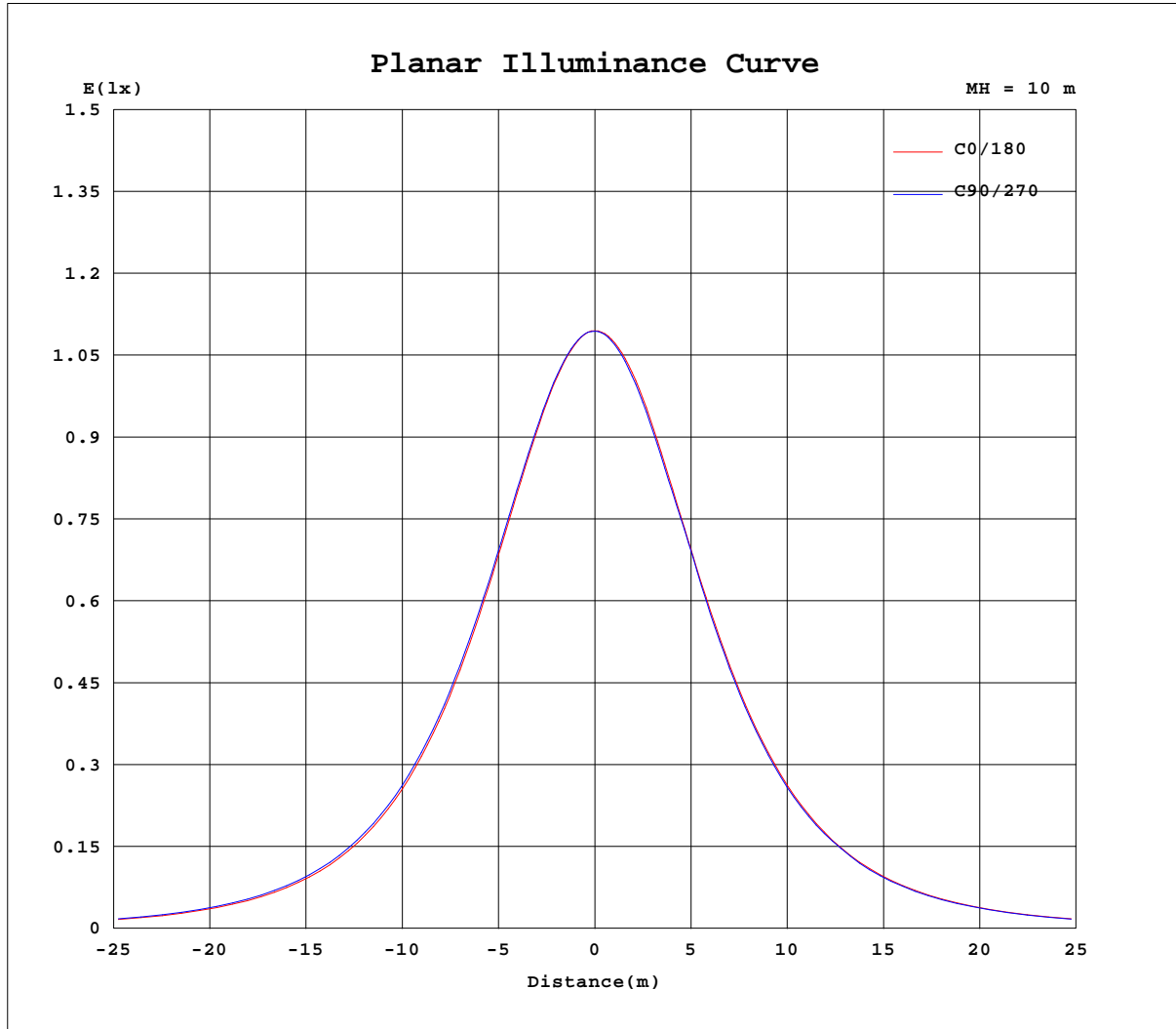
Test:U:24.00V I:0.2714A P:6.514W PF:1.000 Freq:0Hz Lamp Flux:318.487x1 lm		
NAME: DLS-LE2513FDXSS1000	TYPE:	WEIGHT:
SPEC.:DLS-LE2513FDXSS1000-F7NW9X-DC	DIM.: 1000*25*13mm	SERIAL No.:
MFR.: COLORS	SUR.:1000*25	Shielding Angle:



C Range: 0 - 360DEG  
 C Interval: 45.0DEG  
 Test Speed: HIGH  
 Temperature:25.3DEG  
 Operators:JYH  
 Test Date:2021-03-28

Range: 0 - 180DEG  
 Interval: 1.0DEG  
 Test System:EVERFINE GO-2000A\_V1 SYSTEM V2.0.362  
 Humidity:65.0%  
 Test Distance:10.950m [K=1.0000]  
 Remarks:

Planar Illuminance Curve



C Range: 0 - 360DEG  
 C Interval: 45.0DEG  
 Test Speed: HIGH  
 Temperature: 25.3DEG  
 Operators: JYH  
 Test Date: 2021-03-28

Page Range: 0 - 180DEG  
 Interval: 1.0DEG  
 Test System: EVERFINE GO-2000A\_V1 SYSTEM V2.0.362  
 Humidity: 65.0%  
 Test Distance: 10.950m [K=1.0000]  
 Remarks:

LUMINOUS DISTRIBUTION INTENSITY DATA

Test:U:24.00V I:0.2714A P:6.514W PF:1.000 Freq:0Hz Lamp Flux:318.487x1 lm		
NAME: DLS-LE2513FDXSS1000	TYPE:	WEIGHT:
SPEC.:DLS-LE2513FDXSS1000-F7NW9X-DC	DIM.: 1000*25*13mm	SERIAL No.:
MFR.: COLORS	SUR.:1000*25	Shielding Angle:

Table--1

UNIT: cd

C(DEG) g (DEG)	0	45	90	135	180	225	270	315										
0	110	110	109	110	110	110	109	110										
5	109	109	109	109	109	109	109	109										
10	107	108	108	108	108	108	107	107										
15	105	105	105	106	106	105	105	105										
20	102	102	102	103	103	102	102	101										
25	97.2	97.9	98.3	98.8	98.5	98.0	98.1	97.1										
30	92.1	93.0	93.4	94.1	93.5	93.0	92.7	92.1										
35	86.2	87.2	87.7	88.4	87.8	87.8	86.9	86.2										
40	79.7	80.8	81.3	82.1	81.4	80.9	80.4	79.6										
45	72.4	73.5	74.3	75.0	74.3	73.8	73.3	72.3										
50	64.4	65.6	66.5	67.3	66.5	66.0	65.7	64.4										
55	55.9	57.2	58.2	59.0	58.2	57.6	57.2	55.9										
60	46.9	48.2	49.3	50.1	49.4	48.8	48.4	46.9										
65	37.6	38.8	39.9	40.7	40.1	39.5	39.2	37.6										
70	28.1	29.2	30.3	31.2	30.7	30.1	29.6	28.1										
75	18.9	19.9	20.8	21.7	21.3	20.8	20.3	19.0										
80	10.6	11.2	11.9	12.9	12.7	12.3	11.7	10.6										
85	3.65	4.15	4.70	5.52	5.47	5.11	4.80	3.84										
90	0.33	0.36	0.64	0.83	0.71	0.60	0.36	0.34										
95	0.27	0.35	0.60	0.36	0.14	0.26	0.18	0.29										
100	0.29	0.39	0.34	0.37	0.23	0.30	0.19	0.30										
105	0.39	0.45	0.36	0.41	0.33	0.33	0.32	0.39										
110	0.53	0.55	0.53	0.48	0.44	0.41	0.45	0.46										
115	0.63	0.67	0.62	0.59	0.55	0.48	0.57	0.51										
120	0.78	0.79	0.77	0.70	0.66	0.61	0.68	0.61										
125	0.91	0.93	0.86	0.81	0.77	0.71	0.76	0.71										
130	1.03	1.04	0.97	0.94	0.88	0.83	0.86	0.83										
135	1.15	1.12	1.04	1.04	0.98	0.93	0.92	0.94										
140	1.25	1.21	1.14	1.14	1.09	1.04	0.97	0.97										
145	1.37	1.26	1.17	1.24	1.15	1.14	1.04	1.04										
150	1.41	1.29	1.24	1.33	1.23	1.26	1.14	1.06										
155	1.46	1.33	1.37	1.42	1.32	1.38	1.28	1.14										
160	1.57	1.37	1.48	1.50	1.39	1.46	1.41	1.24										
165	1.60	1.44	1.57	1.58	1.42	1.50	1.53	1.37										
170	1.64	1.58	1.69	1.66	1.42	1.59	1.66	1.50										
175	1.58	1.72	1.78	1.76	1.43	1.70	1.78	1.70										
180	1.58	1.80	1.82	1.83	1.56	1.80	1.86	1.81										

C Range: 0 - 360DEG  
 C Interval: 45.0DEG  
 Test Speed: HIGH  
 Temperature:25.3DEG  
 Operators:JYH  
 Test Date:2021-03-28

g Range: 0 - 180DEG  
 g Interval: 1.0DEG  
 Test System:EVERFINE GO-2000A\_V1 SYSTEM V2.0.362  
 Humidity:65.0%  
 Test Distance:10.950m [K=1.0000]  
 Remarks: