

# ELSA™

## ELSA BRAND 304 STAINLESS STEEL FITTING



**SIRIM**

ISO 4144:2003  
Licence No.  
PC000372



## Engtex

E-mail: [enquiry@engtex.com.my](mailto:enquiry@engtex.com.my)

Website: [www.engtex.com.my](http://www.engtex.com.my)

TO PLACE YOUR ORDER, KINDLY CALLS:

## Product Catalogue



**SIRIM**  
ISO 4144:2003  
Licence No.  
PC000372





- ① Precision CNC Equipment
- ② ③ CNC Lathe
- ④ Numerical Control Full-automatic Dewaxing
- ⑤ Material Analysis by Spectrometer
- ⑥ Pressure Test
- ⑦ Wax Injection Machine

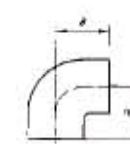




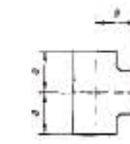
Pipe fittings:

Main Technical Parameter

1. Applicable mediums: WOG and every kind of corrosive mediums suitable for CF8M/CF8
2. Nominal pressure: 150LB/2.0Mpa
3. The materials for pipe fittings: CF8/CF8M & 304/316



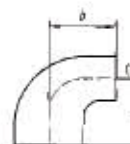
Size	Inch	1/4"	3/8"	1/2"	3/4"	1"	1-1/4"	1-1/2"	2"	2-1/2"	3"	4"
Dimensions (mm)	A	19	23	27	32	38	45	48	57	69	78	96



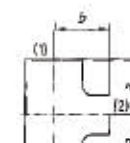
Size	Inch	1/4"	3/8"	1/2"	3/4"	1"	1-1/4"	1-1/2"	2"	2-1/2"	3"	4"
Dimensions (mm)	A	19	23	27	32	38	45	48	57	69	78	96



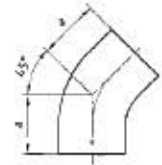
Size	Inch	1/4"	3/8"	1/2"	3/4"	1"	1-1/4"	1-1/2"	2"	2-1/2"	3"	4"
Dimensions (mm)	A	19	23	27	32	38	45	48	57	69	78	96



Size	Inch	1/4"x1/8"	3/8"x1/4"	1/2"x1/4"	1/2"x3/8"	3/4"x3/8"	1/2"x3/4"	1/2"x1"	3/4"x1"	1-1/4"x3/4"	1-1/4"x1"
Dimensions (mm)	A	8x6	10x8	15x8	15x10	20x10	15x20	15x25	20x25	32x20	32x25
Dimensions (mm)	B	18	20	24	26	28	29	32	34	38	40
Dimensions (mm)	B	18	22	24	25	28	30	33	35	40	42
Size	Inch	1-1/2"x1"	1-1/2"x1-1/4"	2"x1-1/4"	2"x1-1/2"	2-1/2"x1-1/2"	2-1/2"x2"	3"x2"	3"x2-1/2"	4"x2-1/2"	4"x3"
Dimensions (mm)	A	40x25	40x32	50x32	50x40	65x40	65x50	80x50	80x65	100x65	100x80
Dimensions (mm)	A	41	45	48	52	55	60	62	72	78	83
Dimensions (mm)	B	45	48	54	55	62	65	72	75	90	91

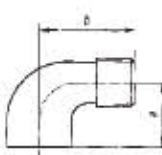


Size	Inch	1/4"x1/8"	3/8"x1/4"	1/2"x1/4"	1/2"x3/8"	3/4"x3/8"	1/2"x3/4"	1/2"x1"	3/4"x1"	1-1/4"x3/4"	1-1/4"x1"
Dimensions (mm)	A	8x6	10x8	15x8	15x10	20x10	15x20	15x25	20x25	32x20	32x25
Dimensions (mm)	A	18	20	24	26	28	29	32	34	38	40
Dimensions (mm)	B	18	22	24	25	28	30	33	35	40	42
Size	Inch	1-1/2"x1"	1-1/2"x1-1/4"	2"x1-1/4"	2"x1-1/2"	2-1/2"x1-1/2"	2-1/2"x2"	3"x2"	3"x2-1/2"	4"x2-1/2"	4"x3"
Dimensions (mm)	A	40x25	40x32	50x32	50x40	65x40	65x50	80x50	80x65	100x65	100x80
Dimensions (mm)	A	41	45	48	52	55	60	62	72	78	83
Dimensions (mm)	B	45	48	54	55	62	65	72	75	90	91



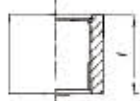
Size	Inch	1/4"	3/8"	1/2"	3/4"	1"	1-1/4"	1-1/2"	2"	2-1/2"	3"	4"
Dimensions (mm)	A	17	19	21	25	29	33	37	42	49	54	64

45° ELBOW



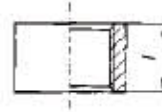
Size	Inch	1/4"	3/8"	1/2"	3/4"	1"	1-1/4"	1-1/2"	2"	2-1/2"	3"	4"
Dimensions (mm)	A	19	23	27	32	38	45	48	57	69	78	97
Dimensions (mm)	B	27	29	35	40	46	54	57	70	83	94	115

STREET ELBOW



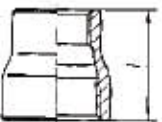
Size	Inch	1/4"	3/8"	1/2"	3/4"	1"	1-1/4"	1-1/2"	2"	2-1/2"	3"	4"
Dimensions (mm)	A	11	11.5	15	16.5	19.5	21.5	21.5	26	30.5	33.5	39.5

Half Socket Plain F/F



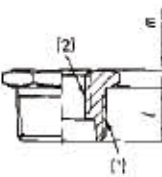
Size	Inch	1/4"	3/8"	1/2"	3/4"	1"	1-1/4"	1-1/2"	2"	2-1/2"	3"	4"
Dimensions (mm)	A	24	25	32	35	41	45	45	54	63	69	81

SOCKET BANDED



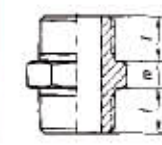
Size	Inch	1/4"x1/8"	3/8"x1/4"	1/2"x1/4"	1/2"x3/8"	3/4"x3/8"	1/2"x3/4"	1/2"x1"	3/4"x1"	1-1/4"x3/4"	1-1/4"x1"
Dimensions (mm)	L	25	26	34	34	36	36	42	42	48	48
Size	Inch	1-1/2"x1"	1-1/2"x1-1/4"	2"x1-1/4"	2"x1-1/2"	2-1/2"x1-1/2"	2-1/2"x2"	3x2	3x2-1/2	4"x2-1/2"	4x3
Dimensions (mm)	L	52	52	58	58	65	65	72	72	94	94

RED, SOCKET BANDED



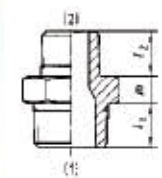
Size	Inch	1/4"x1/8"	3/8"x1/4"	1/2"x1/4"	1/2"x3/8"	3/4"x3/8"	1/2"x3/4"	1/2"x1"	3/4"x1"	1-1/4"x3/4"	1-1/4"x1"
Dimensions (mm)	L	12	14	16.5	17	18	18	19	19	20.5	20.5
Dimensions (mm)	M	6.5	6.5	7.5	7	8	8	8	8	9.5	9.5
Size	Inch	1-1/2"x1"	1-1/2"x1-1/4"	2"x1-1/4"	2"x1-1/2"	2-1/2"x1-1/2"	2-1/2"x2"	3x2	3x2-1/2	4"x2-1/2"	4x3
Dimensions (mm)	L	22	22	26	26	27	27	33	33	36	36
Dimensions (mm)	M	9	9	9	9	8	8	11	11	12	12

HEX, BUSHING



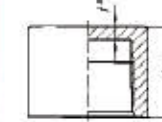
Size	Inch	1/4"	3/8"	1/2"	3/4"	1"	1-1/4"	1-1/2"	2"	2-1/2"	3"	4"
Dimensions (mm)	L	13	15	16.5	18.5	18.5	20.5	22.5	25.5	31	33	36
Dimensions (mm)	M	6	6.5	10	8	11	12	10.5	13	14	14	14

HEXAGON NIPPLE



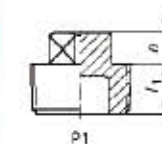
Size	Inch	1/4"x1/8"	3/8"x1/4"	1/2"x1/4"	1/2"x3/8"	3/4"x3/8"	1/2"x3/4"	1/2"x1"	3/4"x1"	1-1/4"x3/4"	1-1/4"x1"
Dimensions (mm)	L1	13	15	17	17	18	18	18.5	18.5	21	21
Dimensions (mm)	L2	11	13	14	14	15	17	17	18	18	19.5
Dimensions (mm)	M	6	7	8	10	9	8.5	11.5	11.5	12	11.5
Size	Inch	1-1/2"x1"	1-1/2"x1-1/4"	2"x1-1/4"	2"x1-1/2"	2-1/2"x1-1/2"	2-1/2"x2"	3x2	3x2-1/2	4"x2-1/2"	4x3
Dimensions (mm)	L1	22	22	26	26	30.5	30.5	33	33	36	36
Dimensions (mm)	L2	19	21	21.5	22	22	26	26	30.5	30.5	33
Dimensions (mm)	M	12	12	13	12.5	14	14	14	14	14	14

RED, HEX, NIPPLE



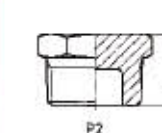
Size	Inch	1/4"	3/8"	1/2"	3/4"	1"	1-1/4"	1-1/2"	2"	2-1/2"	3"	4"
Dimensions (mm)	L	16	16.5	21	22	26	28	32	33.5	39	42	48.5

CAP



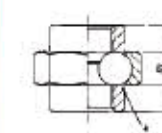
Size	Inch	1/4"	3/8"	1/2"	3/4"	1"	1-1/4"	1-1/2"	2"	2-1/2"	3"	4"
Dimensions (mm)	L	9.5	10	13.5	14	15	18	18	22.5	25	27	33
Dimensions (mm)	M	6.4	6	9	10.5	11	11	12	13.5	15	15	19

SQUARE PLUG



Size	Inch	1/4"	3/8"	1/2"	3/4"	1"	1-1/4"	1-1/2"	2"	2-1/2"	3"	4"
Dimensions (mm)	L	10.5	11	17	17.5	20	20.5	20.5	26	30	33	36
Dimensions (mm)	M	5.5	5.5	7	8	8.5	8.5	9.5	9	10	11	12.5

HEXAGON PLUG



Size	Inch	1/4"	3/8"	1/2"	3/4"	1"	1-1/4"	1-1/2"	2"	2-1/2"	3"	4"
Dimensions (mm)	L	33.5	36.5	40	43	50.5	54.5	58.5	65.5	75.5	83.5	96.5
Dimensions (mm)	N	13.5	15.5	16	17	20	22	24	27	29.5	31	34

UNION