

AC Cross Flow Fans
MF Series

Impeller Length 150 mm



Operating Voltage Range: ±10% (Applies to each voltage)
Materials
 Motor Case: Die cast aluminum
 Casing: Steel
 Impeller: Aluminum
 Overheat Protection: Built-in thermal protector
 Bearings: Ball bearings

Specifications (RoHS)



Product Name	Voltage VAC	Frequency Hz	Current A	Input W	Speed r/min	Maximum Air Flow m ³ /min	Maximum Static Pressure Pa	Noise Level dB (A)
MF915-BC MF915B-BC	Single-Phase 100	50	0.35	30	2650	3.4	88	60
	Single-Phase 100	60	0.45	40	2950	3.7	127	63
	Single-Phase 110	60	0.45	42	3200	4.0	132	64
	Single-Phase 115	60	0.45	43	3250	4.1	132	64
MF915-DC MF915B-DC	Single-Phase 200	50	0.20	30	2650	3.4	88	60
	Single-Phase 200	60	0.25	40	2950	3.7	127	63
	Single-Phase 220	60	0.25	42	3200	4.0	132	64
	Single-Phase 230	50	0.20	33	2800	3.6	92	61
	Single-Phase 230	60	0.25	43	3250	4.1	132	64

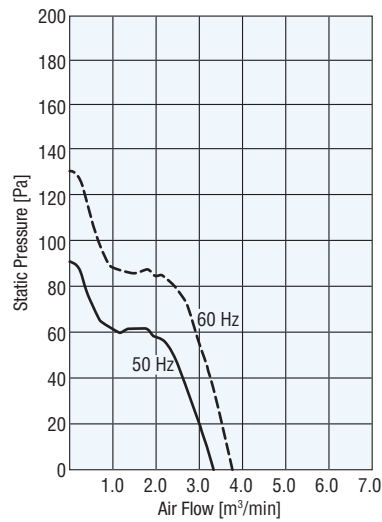
● Safety standards → Page I-2

Product Line

Product Name	
MF915-BC	MF915B-BC
MF915-DC	MF915B-DC

The following items are included in each product.
 Fan, Operating Manual

Air Flow – Static Pressure Characteristics

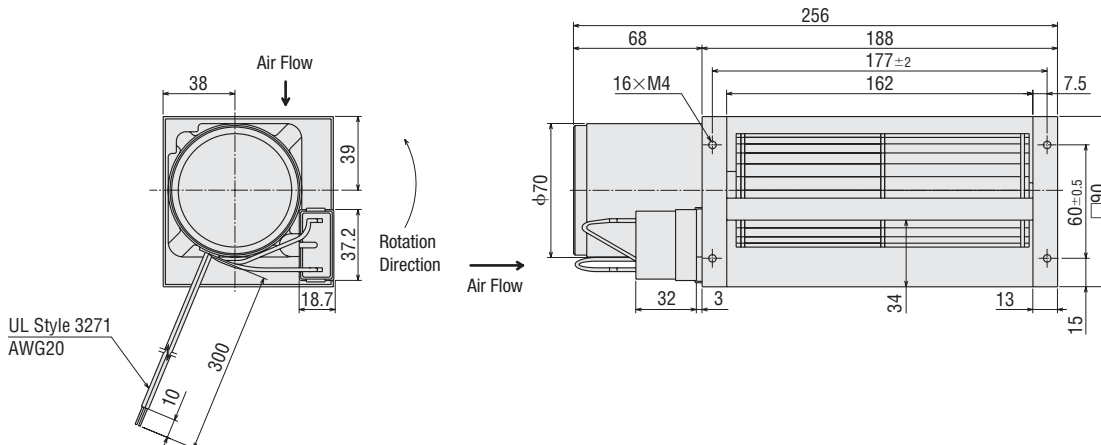


Dimensions (Unit mm)

● MF915-BC, MF915-DC

Mass: 1.7 kg

CAD E036



AC Cross Flow Fans
MF Series

Impeller Length 300 mm



Operating Voltage Range: $\pm 10\%$ (Applies to each voltage)
 Materials
 Motor Case: Die cast aluminum
 Casing: Steel
 Impeller: Aluminum
 Overheat Protection: Built-in thermal protector
 Bearings: Ball bearings

Specifications (RoHS)



Product Name	Voltage VAC	Frequency Hz	Current A	Input W	Speed r/min	Maximum Air Flow m ³ /min	Maximum Static Pressure Pa	Noise Level dB (A)
MF930-BC MF930B-BC	Single-Phase 100	50	0.40	35	2500	6.0	74	58
	Single-Phase 100	60	0.50	45	2700	6.2	103	60
	Single-Phase 110	60	0.50	48	2950	6.6	106	62
	Single-Phase 115	60	0.50	50	3000	6.8	106	63
MF930-DC MF930B-DC	Single-Phase 200	50	0.20	35	2500	6.0	74	58
	Single-Phase 200	60	0.25	45	2700	6.2	103	60
	Single-Phase 220	60	0.25	48	2950	6.6	106	62
	Single-Phase 230	50	0.20	40	2700	6.2	78	60
	Single-Phase 230	60	0.25	50	3000	6.8	106	63

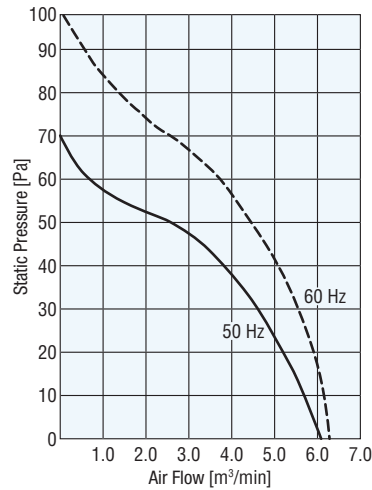
● Safety standards → Page I-2

Product Line

Product Name	
MF930-BC	MF930B-BC
MF930-DC	MF930B-DC

The following items are included in each product.
 Fan, Operating Manual

Air Flow – Static Pressure Characteristics

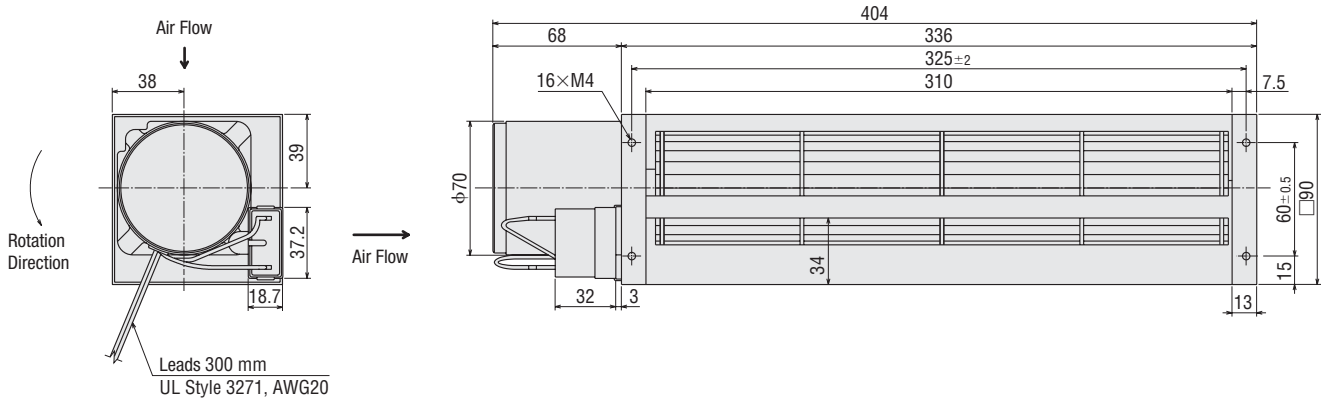


Dimensions (Unit mm)

● **MF930-BC, MF930-DC**

Mass: 1.9 kg

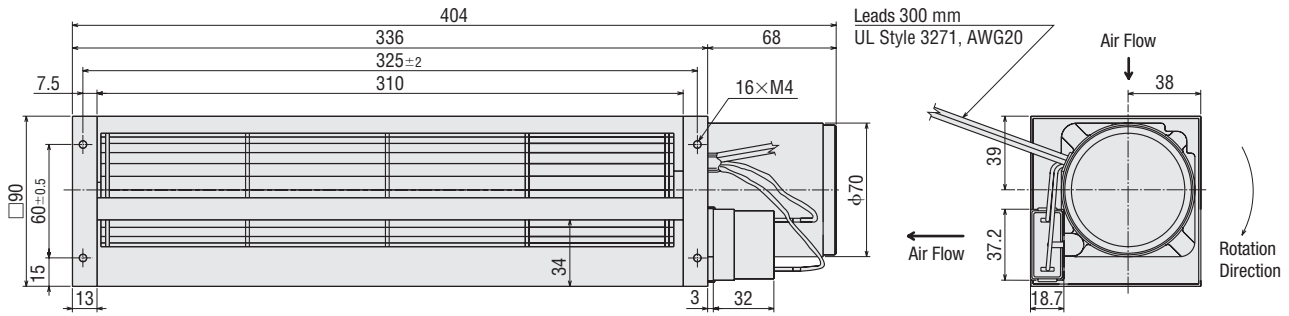
CAD E034



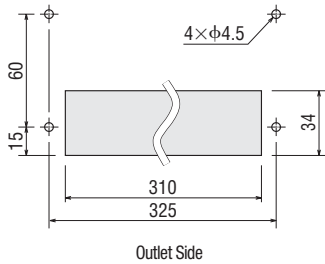
MF930B-BC, MF930B-DC

Mass: 1.9 kg

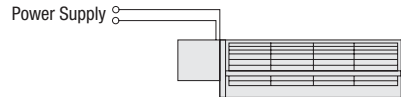
CAD E035



Panel Cut-Out (Unit mm)



Connection Diagram



Accessory

Product	Product Name	Reference Page
Finger Guard	FG930D	G-146

Thermostat

It automatically performs ON and OFF fan control in accordance with the temperature fluctuation inside the equipment. It helps improve the equipment's "environmental" performance relative to energy savings, noise reduction, etc.



RoHS

Thermostat **AM1-XA1**

● Reference page → Page G-141

Overview,
Product
Series

Axial Flow
Fans

AC Input
MU

AC Input
MRS

AC Input
Long-Life
MRE

DC Input
MDS
MD

DC Input
Low-Speed
Alarm
MDA

DC Input
Long-Life
MDE

Centrifugal
Blowers

AC Input
MB
DC Input
MBD

Cross Flow
Fans

AC Input
MF
DC Input
MFD

Cooling
Modules

Thermostat

Accessories

Installation