

KCC paint™

Korea No.1 Paint Specialist



Smooth
Matt Finish



Good
Opacity



Anti-Algae/
Fungal

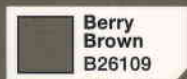


User-
friendly

INTERIOR

KORETON PRO COLOUR SELECTIONS





Surface Preparation :

New concrete is recommended be allowed to cure for at least 28 days. Ensure surfaces to be painted is clean, dry and free from all defective or poorly adhering contaminants like dirt, mud and grease etc. For previously painted surfaces, remove all loose paint, powdery residue or chalky surfaces by brushing or scrapping with a stiff fibre brush under running water or high pressure water jet cleaning. Treat fungus affected areas with **KCC Fungicidal Wash** and seal with a coat of recommended **KCC Wall Sealer**.

Application :

Rollers, brushes and spray applications are highly recommended.

Thinning :

For normal use, thinning is not necessary, however if necessary, dilute with 5% to 10% water for good workability.

Touch Dry :


Dependent on temperature and humidity, usually 30 to 45 minutes. May topcoat / recoat after 1 hour.

No. of Coats :

2 (two) coats is usually recommended and depending on the surfaces, coverage is approximate 6 to 8 m² / litre per coat.

Cleaning Up :

Clean all equipment and tools with water immediately after use.



Penyediaan Permukaan :

Dinding baru mestilah dibiarkan kering sekurang-kurangnya 28 hari. Pastikan permukaan yang hendak dicat bersih, kering dan tiada kotoran lain seperti habuk, lumut, minyak dan sebagainya. Untuk dinding lama, tanggalkan lapisan yang tidak stabil, berhabuk atau berkapur, dengan mengilut atau membaras disertai aliran air ataupun menggunakan pancutan air deras. Rawat permukaan berkulat dengan mencuci menggunakan "KCC Fungicidal Wash" dan cuci sekali lagi untuk menanggalkan keladak. (Seterusnya sapu satu lapisan KCC Wall Sealer yang disyorkan)

Alat Pengguna :

Berus, penggiling atau penyembur cat adalah disyorkan.

Adunan :

Kacaukan kandungan cat secara rata sebelum mengguna.

Pencairan :

Untuk kegunaan biasa, pencairan lazimnya tidak perlu. Jikalau perlu, boleh dicairkan 5% hingga 10% air bersih untuk hasil yang lebih baik.

Masa Kering :

Bergantung kepada suhu dan kelembapan. Biasanya 30-45 minit. Boleh ulang cat selanjutnya selepas 1 jam kekeringan.

Bilangan Lapis :

2 lapisan adalah disyorkan namun bergantung kepada keadaan permukaan. Luas liputan adalah antara 6 hingga 8m² / liter.

Pencucian :

Cuci semua peralatan dengan air bersih sebaik saja selesai kerja.



KORETON PRO

Quality Latex Emulsion Paint

Koreton Pro is a specially formulated vinyl acetate emulsion paint for interior use with a good degree of durability and matt smooth finishing on walls, ceilings and hard boards. It is user friendly, and is most suitable as an economical interior emulsion paint for housing projects.

Koreton PRO dirumus khas untuk kegunaan dalaman. Ia memberi sajian yang menarik, halus serta tahan lasak pada permukaan dinding, siling dan papan lembut serta keras. Koreton PRO mudah disapu dan berkemampuan mencegah tumbuhan kulat.



GREEN CHOICE	
Ultra Low VOC	
100% Free from APEO	
100% Free from Heavy Metal	
100% Free from Formaldehyde	

FUNCTIONAL BENEFITS	
Fast Drying	<input checked="" type="checkbox"/>
No Peeling & Flaking	<input checked="" type="checkbox"/>
Easy to Apply	<input checked="" type="checkbox"/>
Good Hiding	<input checked="" type="checkbox"/>

FINISHING	Matt
------------------	-------------



For more colours, please refer to KCC KColour Computerized Tinting System.

This can of paint is tinted from bases using the KCC KColour Computerized Tinting machine, the amount of tinters added to all bases depend on the colour and the final volume is approximate to the indicated volume.

Painting Tips


For optimum performance & finishing, a proper primer (depending on substrate) must be used and a minimum of two coats is essential to yield a perfect finish.



KCC Paints Sdn. Bhd. (323967-T)

No1, Jalan Anggerik Mokara 31/55, Seksyen 31, Kota Kemuning, 40460 Shah Alam, Selangor D.E.

T | 603-5122 2900 F | 603-5122 1900 W | www.kccpaint.com.my



Sweet Vanilla B16000 Amber White B16001 Oriental Silk B16002 Lily B16003 Ivory B16004



Orchid White B16005 Lotus Mist B16006 Moonlight B16007 Dandelion B16008 Cherry Blossom B16009



Sweet Beige B16010 Rose Bloom B16011 Sweetie Pop B16012 Princess B16013 Asfer B16014




Pearl Violet B16015 Pink River B16016 Smoke Pink B16017 K - Pink B16018 Sunny Pink B16019



Blushed Cotton B16020 Latte Lover B16021 Snowflake B16022 Almond White B16023 Moonmist B16024



Twinkle B16025 Canary B16026 Silk Green B16027 Snow Kiss B16028 Platinum Charm B16029



Calm Green B16030 Aqua Pearl B16031 Olivia B16032



Pearl Drops B16033 Almond Roca B16034 Golden Blonde B16035

The colours shown are as close to actual colours as modern printing techniques allow.
For new surface or walls where alkalinity is present, a coat of Classic / Professional Series Wall Sealer must be applied prior to 2 coats of Koreton Pro.




Memory Lane B16036



Harvest Brown B26037



Glaze White B16038



Mustard Brown B36039



Star Light B16040



K - Peach B16041



Summer Love B16042



Ivory Tower B16043



K - Cream B16044



Coral Cream B16045



Angel Blush B16046



Tea Rose B16047



Desert Lily B16048



Bubble Pop B16049



Sunny Pop B26050



Platinum Brown B16095

Hazel Brown B36112



Moon Dance B26051




Canola B16052




K - Orange B26053



K - Yellow B26054



Beach Walk B36055



Honey Bear B36056



Rainbow Bridge B36057



Clear Jade B16058



Misty Jade B16059



Corn silk B16060



K - Green B16061



Kiwi Green B26062



Primrose B26063



Citrus Green B26064



Dancing Green B26065



Beach B26066



Evergreen B26067



Apple Green B36068



Golden Green B36069



Jade B26070



Olive Green B36071

The colours shown are as close to actual colours as modern printing techniques allow.
For new surface or walls where alkalinity is present, a coat of Classic / Professional Series Wall Sealer must be applied prior to 2 coats of Koreton Pro.



Jewel Green B36072



Stone Green B36073



Jungle Green B46074




Khaki Green B36075



Mountain Green B36076



Rosemallow B16077



Rose Mist B16078



Ballerina B16079



Fawn Pink B16080



Coral Pink B16081



Apple Blossom B16082



Red Clover B26083



Royal Pink B26084



Lovey - Dovey B26085




Roselle B26086



Rosh Ash B26087



Geranium B26088



Harvest Brown B16089



Summer Pink B36090



Petal Bloom B36091



Vintage Pink B36092



Lovers Knot B36093



Mineral Red B46094



Platinum Brown B16095




Clay Brown B16096



K - Brown B26097



Honey Gold B16098



Sandy Gold B26099



K - Gold B26101



Raven Gold B26102



Vegas Gold B36103



Vintage Brown B36104




Koala Grey B16105



Modern Grey B26106




Mochachino B26017




Classic Grey B26108


The colours shown are as close to actual colours as modern printing techniques allow.
For new surface or walls where alkalinity is present, a coat of Classic / Professional Series Wall Sealer must be applied prior to 2 coats of Koreton Pro.



Berry Brown B26109



Mint Brown B36110



Hazel Brown B36112



Rose Wood B36113



Brownie B46114



Dreamy Cloud B16115



Snowdrop B16116



Ocean Pearl B16117



Winter Sonata B16118



Velvet Sky B16119



Arctic Shadow B16120



Spring Rain B16121



K - Blue B16122



Citrus Blue B16123



River Rock B16124



Summer Blue B16125



Bliss Blue B26126



Blue Jewel B26127



Emerald Coast B26128



Ocean Dream B26129



Vintage Blue B26130



Mood Indigo B26131



Handsome Hue B36132



Lovely Pop B16133



K - Purple B16134



Sapphire B46135



Pretty Pop B16136




Cool Mint B16137



Orchid Kiss B26138



Exotic Bloom B46139



Frosty Green B26140



Dark Turquoise B36141



Tiffany B16142



K- Grey B16143



Frosty Grey B16146



Eagle Grey B16147



The colours shown are as close to actual colours as modern printing techniques allow.
For new surface or walls where alkalinity is present, a coat of Classic / Professional Series Wall Sealer must be applied prior to 2 coats of Koreton Pro.