









MODEL VARIANTS		Selling Price (RM)	OTR Price (RM)	Loan Amount 90%	Down Payment 10%	Monthly Payment		
						5 yrs	7 yrs	9 yrs
SAGA 	1.5 Standard	38,990	40,400	36,300	4,100	696	523	427
	1.5 Executive	44,990	46,600	41,900	4,700	803	604	493
	1.5 Premium	49,990	51,700	46,500	5,200	891	670	547
PERSONA 	1.6 Standard	47,800	49,600	44,600	5,000	873	661	543
	1.6 Executive	53,300	55,200	49,600	5,600	971	735	604
	1.6 Premium	58,300	60,400	54,300	6,100	1,063	805	661
S70 	1.5T Executive	73,800	76,300	68,600	7,700	1,286	960	778
	1.5T Premium	79,800	82,500	74,200	8,300	1,391	1,038	842
	1.5T Flagship	89,800	92,700	83,400	9,300	1,564	1,167	946
	1.5T Flagship X	94,800	97,900	88,100	9,800	1,652	1,232	999
X50 	1.5TD Executive	89,800	92,800	83,500	9,300	1,566	1,168	947
	1.5TD Premium	101,800	105,100	94,500	10,600	1,772	1,322	1,072
	1.5TD Flagship	113,300	116,900	105,200	11,700	1,973	1,472	1,193
X70 	1.5TD Executive	106,800	110,000	99,000	11,000	1,873	1,401	1,139
	1.5TD Premium	119,800	123,300	111,000	12,300	2,100	1,571	1,278
X90 	1.5TD Lite	106,800	110,000	99,000	11,000	1,873	1,401	1,139
	1.5TD Prime	116,800	120,300	108,200	12,100	2,047	1,532	1,245
	1.5TD Prime X	122,800	126,500	113,800	12,700	2,153	1,611	1,310

Revised on 01.04.2026