

Model : WG303



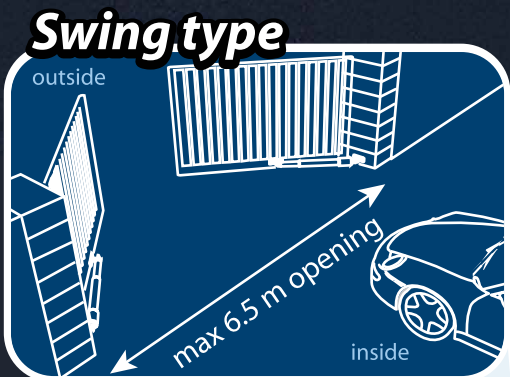
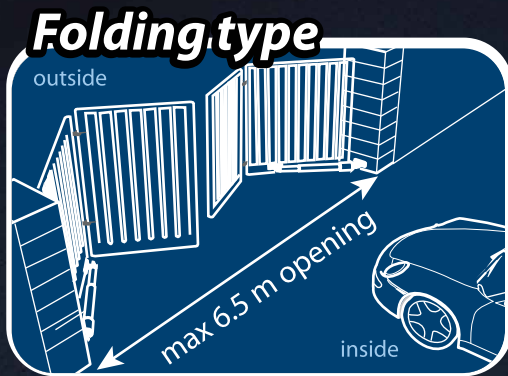

WING ARM AUTOGATE

STAINLESS STEEL SWING GATE OPERATOR

Affordable swing autogate system to automate your lifestyle

MAG WING is an electro-mechanical complete system for automatic arm gate system. It's carefully optimized design allow very affordable solution for every home.

MAG Wing has unique self-locking mechanism in motor without any additional gate lock. Perfect for folding gate. MAG Wing offer higher security with automation convenient at your fingertips.



Easy installation
No need to make hole underground and minimum welding

Above ground installation
mud and water will not get in and damage it

Battery backup support
will work even during black out with smart power saving feature


Dual Speed
Gate starts with high speed and will slow down as approaching end to avoid loud bang sound.

New upgrade

Extra Quiet



WING 303 series Automated Arm Gate System



Simple operation from remote control or push button. One button to fully open two gate leaves and another button to open only one leaf. Press button again to reverse leaf movement at any angle. Control panel uses high-amp detection to stop gate if hit obstacle.

Advanced control panel



MW40
Manually adjustable timing for open and close. Built in power stabiliser. High quality components for reliable performance



Self locking mechanism
Remain locked at all time at any angle for maximum security



Easy manual release during power failure

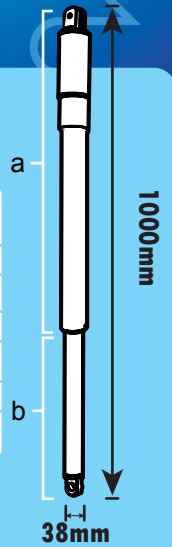


no more solenoid lock

Optional stopper for easy alignment installation

	a	b
WG303T	66cm	34.5cm
used for normal swing gates		
WG303M	66cm	25.5cm
suitable for folding swing gates		
WG303S	55cm	26.0cm
best used for short swing gates		

Dimension of the actuator arm



Technical specification:

Driving Method	Electro – mechanical screw driver piston type
Operating voltage	DC 18 V for first speed DC 12 V for second speed
Motor Output	15 watt per arm
Motor Amp.	2.1
Piston Displace	32 cm
Piston Speed	2.9 cm/sec
Back-up battery	12 volt. 7Ah rechargeable
Safety Clutch	Electric current sensing using H-Amp Auto Reverse
Electric Controller	Micro-processor based
Temperature	0 to 80°C
Gear Box	Three stages planetary reducer
Manual Operation	Special released key during power failure
Max. Weight of gate	250 kg per leaf with force adjustable

Ordering info:

Package: WG303P

- 1 pair MAG WING WG303 arm motor
- 1 set MAG control panel w/ transformer
- 1 nos Weatherproof PVC box
- 1 nos 12V, 7.2 aH backup battery
- 1 set Remote control (1 receiver, 3 transmitter)

Accessories : Push button plate, additional remote control transmitter.



1 to 1 AC doorphone
1 to 2 AC doorphone

1 to 1 battery doorphone

Electric Fail-secure Rimlock set

Features

Authorized dealer