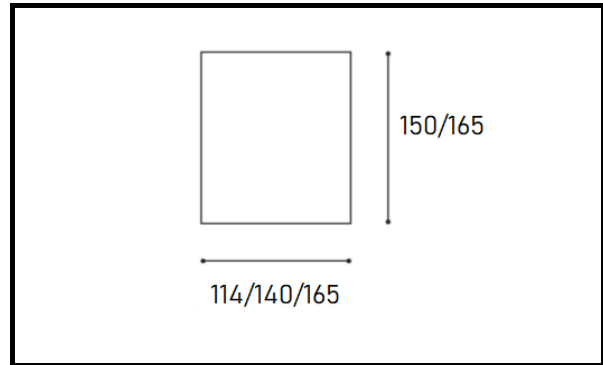


KERTON Surface Series



KERTON Surface Series

LED CCT AVAILABLE

3000K

4000K

6000K

Optional Color (CCT)

2700K

3500K

Dimension

<15W: 114*150mm

20W: 140*150mm

30W: 165*165mm

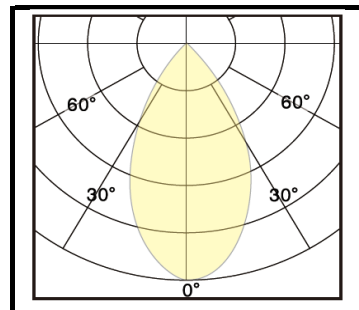
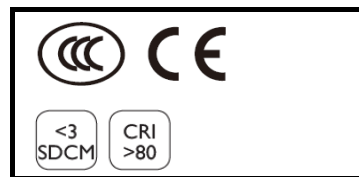
Product Description

Aluminium Die Casting;
Double powder Coating;
Recessed Luminaire;
2 cable entries. Through
wiring possible. (N/L)

LED module: High Efficiency
COB LED

Protection mode IP20

Weight: 1.1kg



Technical data

Model	KERTON SD4-W15-60D
Luminous flux	1000/1200/1500/2000/3000lm
Power Consumption	10/12/15/20/30W
Lumen Output	>100lm/W
Lifetime	50K Hours
Power Factor	> 0.9
Color Rendering	> 80
SDCM	< 3
UGR	< 19
Lamp Type	Recessed Luminaire;
Beam Angle	12/24/36/60deg
Housing Material	Iron Powder Coating
Housing Color	White / Black / Aluminium
Dimension	Refer Dimension Details
Dimmable	Available ON / OFF
	Optional: 0-10V/ DALI / TRIAC

WETRONIC.