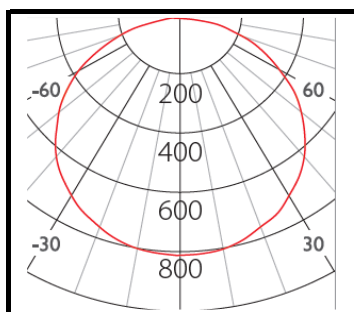
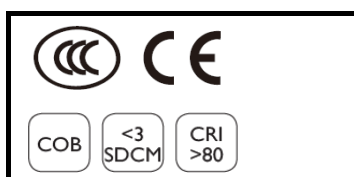
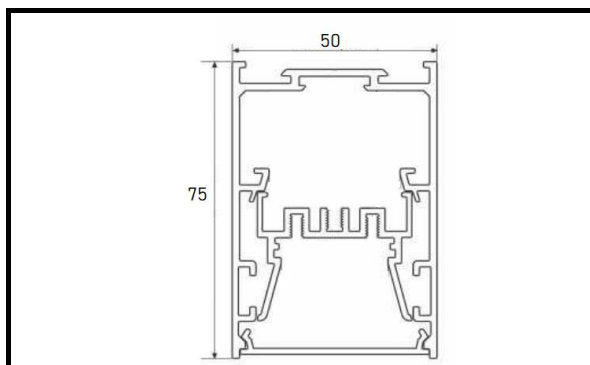


# GiZALINE-S50



## GiZALINE-S50

LED CCT AVAILABLE  
3000K  
4000K  
6500K  
RGB & R/G/B

## LED RECOMMEND

DOTLESS EFFECT  
FLEXi160-W24HE-24V

## Dimension

2500mm \* 50 \* 75  
3000mm \* 50 \* 75

## Product Description

Aluminium Die Casting;  
Double powder Coating;  
Suspension Luminaire;  
2 cable entries. Through wiring possible. (N/L)  
LED module: High Efficiency SMD LED  
Protection mode IP20  
Weight: 1.1kg  
Beam Angle: 110deg  
Length: 2500/3000mm

## Technical data

Model Code	GiZALINE S50-BLK-3M
Luminous flux	3360lm
Power Consumption	24W/Mtr
Lumen Output	>140lm/W
Lifetime	50K Hours
Power Factor	> 0.9
Color Rendering	> 80
SDCM	< 3
UGR	< 19
Lamp Type	Suspension Luminaire;
Beam Angle	110deg
Housing Material	Aluminium
Housing Color	White / Black / Aluminium
Dimension	Refer Dimension Details
Dimmable	Available ON / OFF
	Optional: 0-10V/ DALI / TRIAC
	Optional: ZIGBEE/RF2.4G

# WETRONIC.