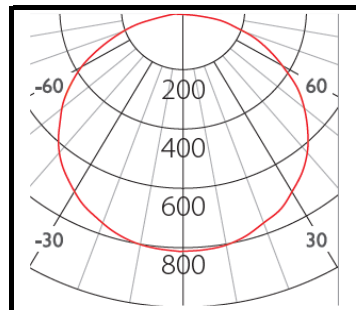
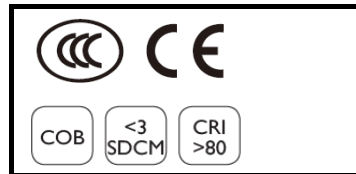
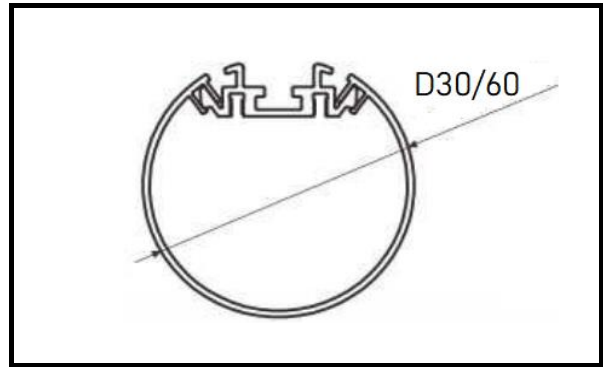



KiROLSLINE-D60



KiROLSLINE-D60

LED CCT AVAILABLE
3000K
4000K
6500K
RGB & R/G/B

LED RECOMMEND

DOTLESS EFFECT
FLEXi160-W24HE-24V

Dimension

D60 mm * 3000mm
KiROLSLINE D60-SIL-3M

D30 mm * 3000mm
KiROLSLINE D30-SIL-3M

Product Description

Aluminium Die Casting;
Double powder Coating;
Suspension Luminaire;
2 cable entries. Through
wiring possible. (DC 24V)
LED module: High Efficiency
SMD LED
Protection mode IP20
Weight: 1.1kg
Beam Angle: 110deg
Length: 2500/3000mm

Technical data

Model Code	KiROLSLINE D60-SIL-3M
Luminous flux	3360lm
Power Consumption	24W/Mtr
Lumen Output	>140lm/W
Lifetime	50K Hours
Power Factor	> 0.9
Color Rendering	> 80
SDCM	< 3
UGR	< 19
Lamp Type	Suspension Luminaire;
Beam Angle	110deg
Housing Material	Aluminium
Housing Color	White / Black / Aluminium
Dimension	Refer Dimension Details
Dimmable	Available ON / OFF
	Optional: 0-10V/ DALI / TRIAC
	Optional: ZIGBEE/RF2.4G

WETRONIC.