



HONDA

CITY





RAISE THE GAME

In a world where standards set the rule for all
Only a few dare to challenge the norm
Redefining the norms of a segment

Design ▷ Performance ▷ Advanced Technology ▷ Safety

Now, the standards of a segment are elevated
Raise the Game.



IMPRESSIONS, RAISED

All eyes on the City with a beautifully crafted design
and striking silhouette above the rest.





AUTO LED DAYTIME RUNNING LIGHTS & LED HEADLIGHTS

Cutting-edge light concept design expresses sportiness and creates a strong presence both during the day, and night.

FRONT GRILLE

Stand out from the rest with a stunning high-gloss piano black grille that exudes style.



LED FOG LIGHTS WITH GARNISH

An aggressive and sharp design that creates a commanding road presence.



POWER RETRACTABLE DOOR MIRRORS WITH TURNING LIGHTS

Strategically placed closer to the driver for greater visibility.



16" ALLOY WHEELS

Roll in style with a set of multi-spoke, dual-tone wheel design that matches the RS attitude, all around.



LED REAR COMBI LIGHTS

Distinctive and unique rear-to-side tail light design provides illumination at multiple angles.




TRUNK SPOILER

A combination of piano black finishing with its sleek design is an embodiment of elegant sportiness.

PERFORMANCE, RAISED

Experience an elevated performance by a next-level powertrain that sets itself apart from the rest.



1.5L SPORTS i-MMD e:HEV POWERTRAIN

An all-new, game-changing powertrain with an output equivalent to a 2.5L Naturally Aspirated Engine that is sure to amaze.

**WORLD
PREMIERE
POWERTRAIN**
Highest Torque
In Its Class

MAX TORQUE

253Nm



PUSH START BUTTON

Activate your City in style with a press of the ignition button, which is outlined by a luminous ring in red.



DECELERATION SELECTOR PADDLE

A class-above feature that slows down your City during corners or downhill roads without stepping on the brake pedal.



REMOTE ENGINE START

A class-leading feature that lets you cool down your car, or warm up your engine remotely.



SPORTS PEDAL

Lower angle placement of the pedals reduce fatigue, while the polished metal-plated finishing exudes sportiness.



COMFORT, RAISED

The City offers a host of premium features in its spacious cabin, making it the classiest in its class.

ULTRASUEDE[®] SEATS WITH RED STITCHING

Seats welcome you with red stitching, crafted to bring out a sporty atmosphere.



REAR AIR CONDITIONING VENTILATION

Keep your rear seat passengers feeling cool and comfortable with their own access of air conditioning vent.



USB CHARGING PORTS

Two readily available charging ports for your electronic devices, conveniently within your reach.

[^]Combination Leather.



SOPHISTICATION, RAISED

A refined interior at every level, combining advanced technology, spaciousness, enhanced visibility and comfort.




ELECTRIC PARKING BRAKE

Class-leading advanced parking brake feature, just a flick or press away.



LEATHER[^] GEAR BOOT

A-class-above sleek leather[^] gear boot provides a premium touch.



8-SPEAKER AUDIO SYSTEM

8 speakers that give you and your passengers an immersive audio experience.

[^]Combination Leather.

Actual model, features and specifications may vary in detail from images shown. Subject to change without prior notice.



8" DISPLAY AUDIO

Mirror your smartphone seamlessly to access your favourite apps, from entertainment to navigation and everything in between. Compatible with Apple CarPlay™ and Android Auto™*.




AUTO AIR CONDITIONING

Enjoy setting the desired temperature for yourself and the comfort of your passengers.



7" TFT METER

A large set of twin lens meters displays various driving and car information that lets you operate conveniently from the steering wheel.



*Android Auto™ will be available upon official launch of the service in Malaysia. Actual model, features and specifications may vary in detail from images shown. Subject to change without prior notice.

Honda SENSING


SENSES, RAISED

Experience driver-assistive technologies with the enhanced Honda SENSING*. Equipped with 7 technological advanced safety features, the City utilises a front wide view camera to alert you to imminent danger, which reduces the likelihood of collision.



Actual model, features and specifications may vary in detail from images shown. Features and specifications are subject to change without prior notice.

*Honda SENSING alerts and assists drivers to drive safely on the road. Honda SENSING functions best in conducive weather and visibility conditions. Keep the camera clean and unobstructed for optimum performance. Despite the capabilities of Honda SENSING, drivers remain responsible for safely operating the vehicle and avoiding collisions. Drivers should always keep their hands on the steering wheel and be in control of their driving behaviour at all times.

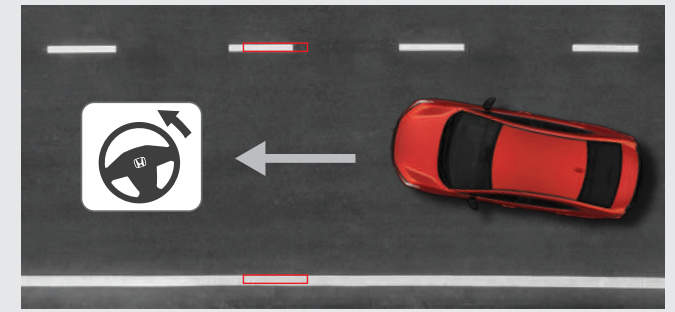


LANE DEPARTURE WARNING

The steering wheel vibrates and alerts you to correct your path intelligently when you drift out of the lane without activating your turn signal.

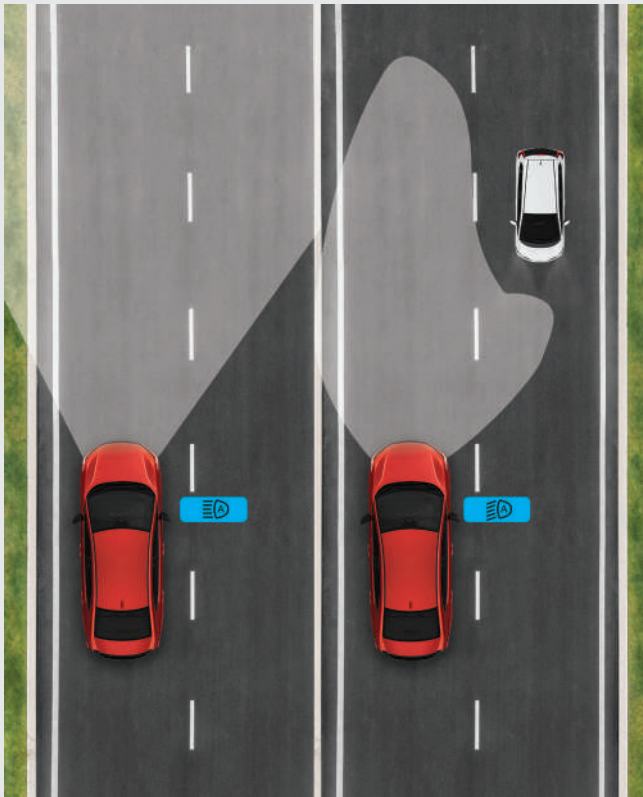
ROAD DEPARTURE MITIGATION

Get an automatic alert and guide to correcting your steering and applying brakes if your car veers too close to the edge of the road.



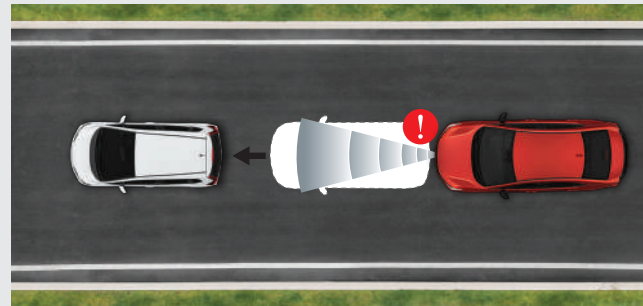
LANE KEEP ASSIST SYSTEM

If you leave the lane unintentionally, you'll be alerted and a gentle correction moves your car back to the centre of the lane intelligently.



AUTO HIGH BEAM

Your high beam switches automatically to low beam when the vehicle light source of the preceding vehicle or oncoming vehicle is detected at night.



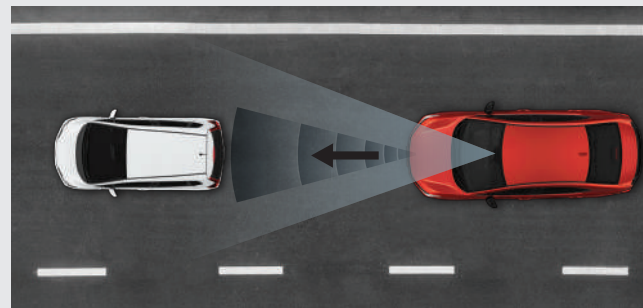
FORWARD COLLISION WARNING

When there is a risk of collision with the car ahead, you will receive smart audio and visual alerts.



COLLISION MITIGATION BRAKING SYSTEM

When there's an increasing risk of collision, brakes will be applied to slow down or completely stop the car.



ADAPTIVE CRUISE CONTROL

Stay in a safe distance while setting a fixed cruising speed between your car and the one ahead of you.

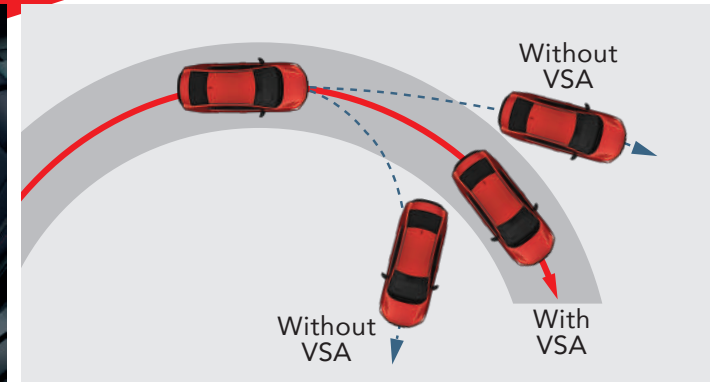
SAFETY, RAISED

Our pursuit for uncompromising safety for drivers and passengers is reflected in our innovative features.



6 AIRBAGS

The City comes equipped with 2 front SRS airbags, 2 side airbags and 2 side curtain airbags, ensuring the safety of all car occupants.



VEHICLE STABILITY ASSIST (VSA)

An advanced safety technology to reduce understeer or oversteer around tight corners to help you stay on track.



ISOFIX I-Size Type

Enjoy peace of mind knowing your child's safety is prioritised with attachment points that meet international safety standards.



G-FORCE CONTROL (G-CON)

Controls the impact energy (G-Force) during a collision to reduce injuries to vehicle occupants.




EMERGENCY STOP SIGNAL (ESS)

Rear brake lights and hazard lights light up to warn other drivers during sudden brakes.



Honda LaneWatch

Class-leading feature that enhances the side view while reducing blind spots for safer lane changing.



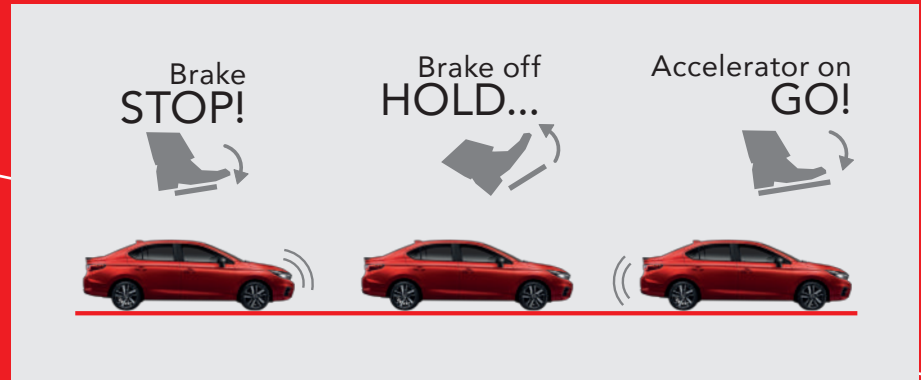
MULTI-ANGLE REAR VIEW CAMERA

Reverse parking has never been easier, with three different views for added safety; wide, normal and top-down.



HILL START ASSIST (HSA)

Be assured that your car won't roll backwards when you release your brakes on a hill.



AUTO BRAKE HOLD (ABH)

Maintain a relaxing drive with assisted 'brake holding function' to relieve fatigue during traffic jams.

PETROL VARIANT





OTHER STANDARD V VARIANT FEATURES

- Honda LaneWatch
- 8" AUDIO DISPLAY
- REMOTE ENGINE START
- AUTO LED HEADLIGHTS

16" ALLOY WHEELS

The City's multi-spoke wheels create an extra flair to your ride's presence.


IVORY UPHOLSTERY[^]

Two-tone interior that creates a charming ambience every time you enter the City.




519L OF CLASS-LEADING CARGO SPACE

519 litres of boot space gives you ample room to pack your belongings, no matter what the occasion.



NEW 1.5L DOHC i-VTEC ENGINE

The most powerful engine in its class with high performance and efficiency in every drive.



CONTINUOUS VARIABLE TRANSMISSION (CVT)

Smoother driving experience that promotes fuel efficiency, giving you the best of both worlds.

INDIVIDUALITY, RAISED

Stand out from the crowd with
Honda Genuine and Authorised Accessories,
designed for a sportier outlook all-around.



Modulo

Honda Custom Performance
Honda Genuine Accessories

*Available for S, E, V and V-SEN variants only. **Design for RS and S, E, V and V-SEN variants differ.

Actual model, features and specifications may vary in detail from images shown. Features and specifications are subject to change without prior notice.

MODULO PACKAGE
(RS variant only)



Front Under Spoiler

Side Under Spoiler

Rear Under Spoiler**

MODULO PACKAGE 1.0
(S, E, V and V-SEN variants only)



Front Under Spoiler

Side Under Spoiler

Rear Under Spoiler

Trunk Spoiler

URBAN PACKAGE



Foot Light

Illuminated Side Step

Sports Pedal*

Door Visor

UTILITY PACKAGE



Trunk Tray**

Car Cover

Trunk Organiser

Sun Shade

Reflective Film

PROTECTION PACKAGE



Wheel Lock Nut

Ultra Window Coating

Ultra Glass Body Coating

OTHER ITEMS



Tint Film Package	TSER*
Horizon Safety	50%
Horizon Safety +	58%
Ray Barrier 4 +	60%
Ray Barrier 6 +	60%
Horizon Security Premium +	60%
Ray Barrier 4 Black Pearl	62%
Ray Barrier 6 Black Pearl	62%

* Total Solar Energy Rejection (% reflects highest performance window in a package)

Honda Recommended Digital Video Recorder (DVR)



SPECIFICATIONS

TYPE	1.5L Petrol				1.5L e:HEV	
	S	E	V	V-SEN	RS	
ENGINE						
Engine Type	4 Cylinder, 16 Valve, DOHC i-VTEC				4 Cylinder, 16 Valve, DOHC i-VTEC (Atkinson Cycle)	
Displacement (cc)	1,498					
Fuel Supply System	Electronic Fuel Injection (PGM-FI)					
Max Power [PS (kW) @ rpm]	121 (89) @ 6,600				Engine: 98 (72) @ 5,600 – 6,400 Motor: 109 (80) @ 3,500 – 8,000	
Max Torque [Nm (kg-m) @ rpm]	145 (14.8) @ 4,300				Engine: 127 (13.0) @ 4,500 – 5,000 Motor: 253 (25.8) @ 0 – 3,000	
TRANSMISSION						
Transmission Type	Continuous Variable Transmission (CVT)				Electric Continuous Variable Transmission (e-CVT)	
PERFORMANCE						
Maximum Speed (km/h)	196		195		177	
Acceleration [0 → 100 km/h (secs)]	10.2		10.4	10.5	9.9	
Fuel Consumption (L/100km)	5.4				3.6	
STEERING SYSTEM						
Type	Electric Power Steering (EPS)					
Turning Radius at Body (m)	5.0					
SUSPENSION SYSTEM						
Front	MacPherson Strut					
Rear	Torsion Beam					
BRAKE SYSTEM						
Front	Ventilated Disc					
Rear	Drum				Solid Disc	
Parking Brake	Hand Brake Lever				Electric Parking Brake	
TYRES & WHEELS						
Alloy Wheels	15"			16"		
Tyre Size	185/60R15			185/55R16		
Spare Wheel	15"				Temporary Repair Kit	
DIMENSIONS						
Length x Width x Height (mm)	4,553 x 1,748 x 1,467					
Wheelbase (mm)	2,600					
Tread Front/Rear (mm)	1,495/1,483				1,495/1,485	
Curb Weight (kg)	1,125	1,126	1,135	1,136	1,246	
Boot Capacity (Litre)	519				410	

Honda City 1.5L Petrol



Passion Red Pearl
(R-539P)



Platinum White Pearl
(NH-883P)



Lunar Silver Metallic
(NH-830M)



Modern Steel Metallic
(NH-797M)



Crystal Black Pearl
(NH-731P)



Passion Red Pearl
(R-539P)



Platinum White Pearl
(NH-883P)



Modern Steel Metallic
(NH-797M)

Honda City 1.5L e:HEV

MAJOR EQUIPMENT

TYPE	1.5L Petrol				1.5L e:HEV
	S	E	V	V-SEN	RS
EXTERIOR					
Headlights	Projector Halogen			LED	
Auto Headlights	-	-	•	•	•
Daytime Running Lights	LED				
Front Fog Lights	-	-	LED		
Side Mirrors with Turning Lights	•	•	•	•	•
Outer Door Handle	Body Colour		Chrome		Body Colour
Trunk Spoiler	-	-	-	-	•
Rear Combi Lights	LED				
Antenna	Shark Fin				
INTERIOR & CONTROL					
Remote Engine Start	-	•	•	•	•
Smart Entry with Push Start Button	•	•	•	•	•
Paddle Shift	-	•	•	•	-
Deceleration Selector Paddle	-	-	-	-	•
Cruise Control	-	•	•	•	•
ECON Button	•	•	•	•	•
Meter Cluster	Analogue & Digital			7" TFT Meter	
Air Conditioning	Manual	Single Auto			
Rear Air Conditioning Ventilation	•	•	•	•	•
Steering Wheel	Urethane		Leather^		
Gear Knob Type	Urethane		Leather^		
Upholstery	Fabric		Leather^		Half Leather^
60:40 Seats	•	•	•	•	•
Steering Wheel Switch Audio Control	•	•	•	•	•
Power Adjustable Door Mirror	•	•	•	•	•
Power Retractable Door Mirror	•	•	•	•	•
Pedal Pad Type	Normal				Sport

• Standard

^Combination Leather

Actual model, features and specifications may vary in detail from image shown. Subject to change without prior notice. Colours are subject to stock availability. *Android Auto™ will be available upon official launch of the service in Malaysia.

TYPE	1.5L Petrol				1.5L e:HEV
	S	E	V	V-SEN	RS
AUDIO					
Audio System	Standard Audio		8" Display Audio		
Apple CarPlay™ & Android Auto™ Connectivity*	-	•	•	•	•
USB Port	1	2	2	2	2
Hands-Free Telephone (HFT)	•	•	•	•	•
Speakers	4	4	8	8	8
Bluetooth	•	•	•	•	•
SAFETY & SECURITY					
Dual Front SRS Airbags	•	•	•	•	•
Side Airbags	•	•	•	•	•
Side Curtain Airbags	-	-	•	•	•
Driver Seatbelt Reminder	•	•	•	•	•
Assistant Seatbelt Reminder	•	•	•	•	•
Rear Seatbelt Reminder	•	•	•	•	•
ISOFIX I-Size Type	•	•	•	•	•
Vehicle Stability Assist (VSA)	•	•	•	•	•
Anti-lock Braking System (ABS)	•	•	•	•	•
Electronic Brake Distribution (EBD)	•	•	•	•	•
Brake Assist (BA)	•	•	•	•	•
Auto Brake Hold (ABH)	-	-	-	-	•
Hill Start Assist (HSA)	•	•	•	•	•
Emergency Stop Signal (ESS)	•	•	•	•	•
Reverse Sensors	2	2	2	2	2
Reverse Camera	-	Multi-angle			
Honda LaneWatch Camera (LWC)	-	-	•	•	•
Honda SENSING (FCW, CMBS, LDW, LKAS, RDM, ACC, AHB)	-	-	-	•	•
Honda CONNECT	-	-	-	-	•
Security Alarm with Immobiliser	•	•	•	•	•

Honda Service Package



5-year Warranty with Unlimited Mileage.*



Applicable up to 5 times within 100,000km or 5 years.**



ENERGY EFFICIENT VEHICLE



8-year Hybrid Battery (Lithium-Ion) Warranty with Unlimited Mileage.**



Authorised Dealer:

*Terms and conditions apply. **Applicable for RS variant only

RAISE THE GAME