

Heavy-Duty Forklift Trucks

6-10ton

FD60Z8 FD70Z8
FD80Z8 FD100Z8



DIESEL POWERED Pneumatic Tire Truck



POWERFUL

Biggest and Most Powerful Engine in This Class

High-power & Low-fuel consumption 6.5 liter diesel engine, 6BG1 provides:

Rated Power

84.6kW (115PS) / 2100r.p.m. FD80/100
82.4kW (112PS) / 2000r.p.m. FD60/70

Rated Torque

416.5 N·m (42.5 kg·m) / 1500 r.p.m.

Fastest Acceleration

10 meter accelerating speed (loaded)


| | |
|----------|----------------|
| NEW | 4.3 sec |
| PREVIOUS | 5.1 sec |

SPEEDY

Speedy Lifting

One of the highest lift speeds in its class.

500mm/s (loaded, FD60)



Electronic Controlled Automatic Transmission

Automatic transmission provides reliable travel control incorporated with a low effort single electronic control lever.



FRIENDLY


Environment Friendly Black Smoke Savings of 30%
Noxious Substance Savings of 50%

Low Noise

85dB(A)
 (at operators ear, according to ISO)

Greater Visibility / Super-wide Finger Bar

Excellent forward and upward visibility (top in class) 20% wider than previous model.



SAFETY

Boltless Floorboards

Both the front and rear floorboards can be removed or installed easily, without any tools.

The Parking Brake Lever is Equipped with a Safety Device

The Mast is as Rigid as Ever.

Durable mast with a thoughtful layout of rollers



STANDARD SPECIFICATIONS

| | | | | UNICARRIERS | | | | |
|-----------------------|--|--|-----------------------------------|-----------------------------|---|--|---------------------------------------|---------------------------------------|
| | | | | FD60Z8 | FD70Z8 | FD80Z8 | FD100Z8 | |
| Characteristics | 1 | Manufacturer | | UNICARRIERS | | | | |
| | 2 | Model | | FD60Z8 | FD70Z8 | FD80Z8 | FD100Z8 | |
| | 3 | Load Capacity | | kg(lbs) | 6000(13000) | 7000(15500) | 8000(17500) | 10000(22000) |
| | 4 | Load Center | | mm(in) | 600(24) | | | |
| | 5 | Power Type | | | Diesel | | | |
| | 6 | Operator Position | | | Seated | | | |
| | 7 | Tire Type | Front/Rear | | Pneumatic | | | |
| | 8 | Wheels(X=driven) | Front/Rear | | 4 × /2 | | | |
| Dimensions | 9 | Maximum Fork Height | | mm(in) | 3000(118) | | | |
| | 10 | Free Lift | | mm(in) | 205(8.1) | 215(8.5) | 205(8.1) | |
| | 13 | Fork Size | L × W × T | mm (in) | 1220 × 150 × 60 (48.0 × 5.9 × 2.4) | 1220 × 150 × 70 (48.0 × 5.9 × 2.8) | 1220 × 170 × 75 (48.0 × 6.7 × 3.0) | 1220 × 180 × 75 (48.0 × 7.1 × 3.0) |
| | 14 | Tilt Range | Fwd/Bwd | deg | 6/12 | | | |
| | 15 | Length to Fork Face | | mm(in) | 3535(139.2) | 3600(141.7) | 3940(155.1) | 4255(167.5) |
| | 16 | Overall Width | | mm(in) | 1995(78.5) | | 2165(85.2) | 2245(88.4) |
| | 17 | Mast Height Fork Lowered | | mm(in) | 2500(98.4) | | 2700(106.3) | 2850(112.2) |
| | 18 | Mast Height, Fork Raised | | mm(in) | 4420(174.0) | | | 4330(170.5) |
| | 19 | Overhead Guard Height ★★★ | | mm(in) | 2450(96.5) | | 2560(100.8) | |
| | 21 | Turning Radius(Outside) | | mm(in) | 3300(130.0) | 3360(132.3) | 3650(143.7) | 3900(153.5) |
| | 22 | Load Distance (Centerline of Front Axle to Front Face of Forks) | | mm(in) | 615(24.2) | 625(24.6) | 720(28.3) | 710(28.0) |
| 23 | Basic Right Angle Stacking Aisle Width | | mm(in) | 5550(218.5) | 5620(221.3) | 6015(236.8) | 6250(246.1) | |
| Performance | 24 | Travel Max. | Full Load | km/h(mph) | 26(16.1) | | 25(15.5) | 24(14.9) |
| | | | No Load | km/h(mph) | 30(18.6) | | | |
| | 25 | Lifting | Full Load | mm/s(fpm) | 500(98.4) | 460(90.6) | 450(88.6) | 390(76.8) |
| | | | No Load | mm/s(fpm) | 550(108.3) | | 470(92.5) | 410(80.7) |
| | 26 | Lowering | Full Load | mm/s(fpm) | 450(88.6) | | | 470(92.5) |
| | | | No Load | mm/s(fpm) | 500(98.4) | | 450(88.6) | 340(66.9) |
| | 28 | Max. Drawbar Pull | | Full Load / No Load | kN (lbs) | 53.9/22.1 (12100/4960) | 52.9/21.6 (11900/4850) | 57.3/27.4 (12900/6150) |
| 29 | Gradeability at (1.6km/h or 1mph) | | Full Load | %(tan θ) | 33 | 29 | 27 | 22 |
| 30 | Max. Gradeability ** | | Full Load / No Load | %(tan θ) | 38/19 | 33/19 | 29/19 | 24/20 |
| Weight | 32 | Total Weight | | kg(lbs) | 8630(19030) | 9360(20640) | 10980(24210) | 12300(27120) |
| | 33 | Full Load | Front | kg(lbs) | 13040(28750) | 14530(32040) | 17040(37570) | 20100(44320) |
| | | | Rear | kg(lbs) | 1590(3510) | 1830(4040) | 1940(4280) | 2200(4850) |
| | 34 | No Load | Front | kg(lbs) | 3810(8400) | 3750(8270) | 4820(10630) | 5420(11950) |
| Rear | | | kg(lbs) | 4820(10630) | 5610(12370) | 6160(13580) | 6880(15170) | |
| Chassis & Wheels | 35 | Number | Front/Rear | | 4/2 | | | |
| | 36 | Tires | Size | Front | 8.25 × 15-14PR | | 9.00 × 20-14PR | |
| | | | | Rear | 8.25 × 15-14PR | | 9.00 × 20-14PR | |
| | 37 | Wheelbase | | mm(in) | 2250(88.6) | 2500(98.4) | 2800(110.2) | |
| | 39 | Tread | Front | mm(in) | 1470(57.9) | | 1600(63.0) | |
| | | | Rear | mm(in) | 1700(66.9) | | | |
| | 40 | Underclearance | at lowest point | mm(in) | 190(7.5) | | 245(9.6) | |
| | Center of Frame | | mm(in) | 230(9.1) | | 335(13.2) | | |
| 42 | Brake | Service | Hydraulic-Foot pedal | | | | | |
| 43 | | Parking | Mechanical-Hand lever | | | | | |
| Engine & Transmission | 45 | Battery | | Voltage / Capacity | 2 × 12V-70AH/20h | | | |
| | 49 | Internal Combustion Engine | | Make-Model | ISUZU 6BG1 | | | |
| | 50 | Rated Horsepower / r.p.m. | | | 82.4kW/2000r.p.m. : 112PS/2000r.p.m. (SAE GROSS 114HP/2000r.p.m.) | 84.6kW/2100r.p.m. : 115PS/2100r.p.m. (SAE GROSS 118HP/2100r.p.m.) | | |
| | 51 | Rate Torque / r.p.m. | | | 416.5N · m/1500r.p.m. : 42.5kg · m/1500r.p.m. (SAE 307.4ft · lbs/1500r.p.m.) | | | |
| | 52 | Number of Cylinder | | | 6 | | | |
| | | Displacement | | lit(cu-in) | 6.494(396.3) | | | |
| | Fuel Tank Capacity Type | | lit(US gal) | 140(37.0) | | | | |
| 55 | Transmission | | Number of Speed Fwd / Rvs-Type | 2/2-Automatic Power shift | | | | |
| 57 | Operating Pressure | | For Attachment | kgf / cm ² (psi) | 200(2844) | | | |

** Computed values(Travel speed 0km/h) *** In European Export Units +15mm(0.5in)

Wide View Mast

Wide View Mast VM

| Mast Model | Rated Capacity/ 600mm(24 in) Load Center | | | | Max. Fork Height | | Overall Mast Height | | | | Tilting Angle Fwd-Bkd | Service Weight | | | |
|------------|---|-------|--------|-------|---------------------|-------|---------------------|-------|-------------------------|-------|-----------------------------|----------------|-------|--------|-------|
| | FD60Z8 | | FD70Z8 | | | | Lowered | | Raised with Backrest | | | FD60Z8 | | FD70Z8 | |
| | kg | lbs | kg | lbs | mm | in | mm | in | mm | in | deg | kg | lbs | kg | lbs |
| VM300 | 6000 | 13000 | 7000 | 15500 | 3000 | 118.0 | 2500 | 98.4 | 4420 | 174.0 | 6-12 | 8630 | 19030 | 9360 | 20640 |
| VM330 | 6000 | 13000 | 7000 | 15500 | 3300 | 130.0 | 2650 | 104.4 | 4720 | 185.8 | 6-12 | 8680 | 19140 | 9410 | 20750 |
| VM350 | 6000 | 13000 | 7000 | 15500 | 3500 | 137.8 | 2750 | 108.3 | 4920 | 193.7 | 6-12 | 8710 | 19210 | 9440 | 20820 |
| VM400 | 6000 | 13000 | 7000 | 15500 | 4000 | 157.5 | 3050 | 120.1 | 5420 | 213.4 | 6-12 | 8900 | 19620 | 9630 | 21230 |
| VM450 | 6000 | 13000 | 7000 | 15500 | 4500 | 177.2 | 3300 | 130.0 | 5920 | 233.1 | 6-12 | 8990 | 19820 | 9720 | 21430 |
| VM500 | 6000 | 13000 | 7000 | 15500 | 5000 | 196.9 | 3550 | 139.8 | 6420 | 252.8 | 6-6 | 9100 | 20070 | 9830 | 21680 |
| VM550 | 5700 | 12500 | 6600 | 14500 | 5500 | 216.5 | 3850 | 151.6 | 6920 | 272.4 | 3-6 | 9300 | 20510 | 10030 | 22120 |
| VM600 | 5400 | 11900 | 6400 | 14100 | 6000 | 236.2 | 4100 | 161.4 | 7420 | 292.1 | 3-6 | 9380 | 20680 | 10110 | 22290 |

Wide View Full Free 2-Stage Mast VFM

| Mast Model | Rated Capacity/ 600mm(24 in) Load Center | | | | Max. Fork Height | | Overall Mast Height | | | | (2)Free Lift with Backrest | | | | Tilting Angle Fwd-Bkd | (3)Service Weight | | | |
|------------|---|-------|--------|-------|---------------------|-------|---------------------|-------|----------------------------|-------|----------------------------|------|--------|------|-----------------------------|-------------------|-------|--------|-------|
| | FD60Z8 | | FD70Z8 | | | | Lowered | | (1)Raised with Backrest | | FD60Z8 | | FD70Z8 | | | FD60Z8 | | FD70Z8 | |
| | kg | lbs | kg | lbs | mm | in | mm | in | mm | in | mm | in | mm | in | deg | kg | lbs | kg | lbs |
| VFM300 | 6000 | 13000 | 7000 | 15500 | 3000 | 118.0 | 2625 | 103.4 | 4420 | 174.0 | 1255 | 49.4 | 1265 | 49.8 | 6-12 | 8755 | 19310 | 9465 | 20880 |
| VFM330 | 6000 | 13000 | 7000 | 15500 | 3300 | 130.0 | 2775 | 109.3 | 4720 | 185.8 | 1405 | 55.3 | 1415 | 55.7 | 6-12 | 8805 | 19420 | 9515 | 20990 |
| VFM350 | 6000 | 13000 | 7000 | 15500 | 3500 | 137.8 | 2875 | 113.2 | 4920 | 193.7 | 1505 | 59.3 | 1515 | 59.6 | 6-12 | 8835 | 19490 | 9545 | 21050 |
| VFM400 | 6000 | 13000 | 7000 | 15500 | 4000 | 157.5 | 3175 | 125.0 | 5420 | 213.4 | 1805 | 71.1 | 1815 | 71.5 | 6-12 | 9035 | 19930 | 9745 | 21490 |
| VFM450 | 6000 | 13000 | 7000 | 15500 | 4500 | 177.2 | 3425 | 134.9 | 5920 | 233.1 | 2055 | 80.9 | 2065 | 81.3 | 6-12 | 9115 | 20100 | 9825 | 21670 |

NOTE: (1)For height without backrest: -325mm(-12.8in)
 (2)For free lift without backrest: +325mm(+12.8in)
 (3)Weight for without backrest: [FD60] -54kg(-120lbs), [FD70] -59kg(-130lbs)

Wide View Full Free 3-Stage Mast VFHM

| Mast Model | Rated Capacity/ 600mm(24 in) Load Center | | | | Max. Fork Height | | Overall Mast Height | | | | (2)Free Lift with Backrest | | | | Tilting Angle Fwd-Bkd | (3)Service Weight | | | |
|------------|---|-------|--------|-------|---------------------|-------|---------------------|-------|----------------------------|-------|----------------------------|-------|--------|-------|-----------------------------|-------------------|-------|--------|-------|
| | FD60Z8 | | FD70Z8 | | | | Lowered | | (1)Raised with Backrest | | FD60Z8 | | FD70Z8 | | | FD60Z8 | | FD70Z8 | |
| | kg | lbs | kg | lbs | mm | in | mm | in | mm | in | mm | in | mm | in | deg | kg | lbs | kg | lbs |
| VFHM400 | 5500 | 12150 | 6200 | 13650 | 4000 | 157.5 | 2500 | 98.4 | 5400 | 212.6 | 1130 | 44.5 | 1140 | 44.9 | 6-10 | 9255 | 20410 | 9965 | 21980 |
| VFHM435 | 5500 | 12150 | 6200 | 13650 | 4350 | 171.3 | 2625 | 103.3 | 5750 | 226.4 | 1255 | 49.4 | 1265 | 49.8 | 6-10 | 9335 | 20590 | 10045 | 22160 |
| VFHM480 | 5500 | 12150 | 6200 | 13650 | 4800 | 189.0 | 2775 | 109.3 | 6200 | 244.1 | 1405 | 55.3 | 1415 | 55.7 | 6-10 | 9415 | 20770 | 10125 | 22330 |
| VFHM500 | 5500 | 12150 | 6200 | 13650 | 5000 | 196.9 | 2875 | 113.2 | 6400 | 252.0 | 1505 | 59.3 | 1515 | 59.6 | 6-10 | 9470 | 20890 | 10180 | 22450 |
| VFHM600 | 5000 | 11050 | 5500 | 12150 | 6000 | 236.2 | 3300 | 130.0 | 7400 | 291.3 | 1930 | 76.0 | 1940 | 76.4 | 3-6 | 9830 | 21680 | 10540 | 23250 |
| VFHM700 | 3500 | 7700 | 3700 | 8150 | 7000 | 275.6 | 3675 | 144.7 | 8400 | 330.7 | 2305 | 90.7 | 2315 | 91.1 | 3-6 | 10015 | 22090 | 10725 | 23650 |
| VFHM800 | 2200 | 4850 | 2300 | 5050 | 8000 | 315.0 | 4100 | 161.4 | 9400 | 370.1 | 2730 | 107.5 | 2740 | 107.9 | 3-6 | 10340 | 22810 | 11050 | 24370 |

NOTE: (1)For height without backrest: -325mm(-12.8in)
 (2)For free lift without backrest: +325mm(+12.8in)
 (3)Weight for without backrest: [FD60] -54kg(-120lbs), [FD70] -59kg(-130lbs)

NOTE: Lifting speed with VFM/VFHM mast: 350mm/s(69fpm) with load,
 380mm/s(75fpm) without load.
 Lowering speed with VFM/VFHM mast: 320mm/s(63fpm) with load,
 250mm/s(49fpm) without load.

Wide View Mast VM

| Mast Model | Rated Capacity/ 600mm(24 in) Load Center | | Max. Fork Height | | Overall Mast Height | | | | Tilting Angle Fwd-Bkd | Service Weight | |
|------------|---|-------|---------------------|-------|---------------------|-------|-------------------------|-------|-----------------------------|----------------|-------|
| | FD80Z8 | | | | Lowered | | Raised with Backrest | | | FD80Z8 | |
| | kg | lbs | mm | in | mm | in | mm | in | deg | kg | lbs |
| VM300 | 8000 | 17500 | 3000 | 118.0 | 2700 | 106.3 | 4420 | 174.0 | 6-12 | 10980 | 24210 |
| VM330 | 8000 | 17500 | 3300 | 130.0 | 2850 | 112.2 | 4720 | 185.8 | 6-12 | 11040 | 24340 |
| VM350 | 8000 | 17500 | 3500 | 137.8 | 2950 | 116.2 | 4920 | 193.7 | 6-12 | 11080 | 24430 |
| VM400 | 8000 | 17500 | 4000 | 157.5 | 3250 | 128.0 | 5420 | 213.4 | 6-12 | 11310 | 24940 |
| VM450 | 8000 | 17500 | 4500 | 177.2 | 3500 | 137.8 | 5920 | 233.1 | 6-12 | 11400 | 25140 |
| VM500 | 7750 | 17000 | 5000 | 196.9 | 3750 | 147.6 | 6420 | 252.8 | 6-6 | 11500 | 25360 |
| VM550 | 7400 | 16300 | 5500 | 216.5 | 4050 | 159.5 | 6920 | 272.4 | 3-6 | 11740 | 25880 |
| VM600 | 7000 | 15400 | 6000 | 236.2 | 4300 | 169.3 | 7420 | 292.1 | 3-6 | 11850 | 26130 |

Wide View Full Free 2-Stage Mast VFM

| Mast Model | Rated Capacity/ 600mm(24 in) Load Center | | Max. Fork Height | | Overall Mast Height | | | | (2)Free Lift with Backrest | | Tilting Angle Fwd-Bkd | (3)Service Weight | |
|------------|---|-------|---------------------|-------|---------------------|-------|----------------------------|-------|----------------------------------|------|-----------------------------|-------------------|-------|
| | FD80Z8 | | | | Lowered | | (1)Raised with Backrest | | mm | in | | kg | lbs |
| | kg | lbs | mm | in | mm | in | mm | in | mm | in | deg | kg | lbs |
| VFM300 | 8000 | 17500 | 3000 | 118.0 | 2700 | 106.3 | 4420 | 174.0 | 1345 | 53.0 | 6-12 | 10920 | 24080 |
| VFM330 | 8000 | 17500 | 3300 | 130.0 | 2850 | 112.2 | 4720 | 185.8 | 1495 | 58.9 | 6-12 | 10970 | 24190 |
| VFM350 | 8000 | 17500 | 3500 | 137.8 | 2950 | 116.1 | 4920 | 193.7 | 1595 | 62.8 | 6-12 | 11000 | 24260 |
| VFM400 | 8000 | 17500 | 4000 | 157.5 | 3250 | 128.0 | 5420 | 213.4 | 1895 | 74.6 | 6-12 | 11240 | 24780 |
| VFM450 | 8000 | 17500 | 4500 | 177.2 | 3500 | 137.8 | 5920 | 233.1 | 2145 | 84.4 | 6-12 | 11330 | 24980 |

NOTE: (1)For height without backrest: -205mm(-8.1in)
(2)For free lift without backrest: +205mm(+8.1in)
(3)Weight for without backrest: -60kg(-130lbs)

Wide View Full Free 3-Stage Mast VFHM

| Mast Model | Rated Capacity/ 600mm(24 in) Load Center | | Max. Fork Height | | Overall Mast Height | | | | (2)Free Lift with Backrest | | Tilting Angle Fwd-Bkd | (3)Service Weight | |
|------------|---|-------|---------------------|-------|---------------------|-------|----------------------------|-------|----------------------------------|-------|-----------------------------|-------------------|-------|
| | FD80Z8 | | | | Lowered | | (1)Raised with Backrest | | mm | in | | kg | lbs |
| | kg | lbs | mm | in | mm | in | mm | in | mm | in | deg | kg | lbs |
| VFHM400 | 7000 | 15450 | 4000 | 157.5 | 2575 | 101.4 | 5400 | 212.6 | 1220 | 48.0 | 6-10 | 11580 | 25530 |
| VFHM435 | 7000 | 15450 | 4350 | 171.3 | 2700 | 106.3 | 5750 | 226.4 | 1345 | 53.0 | 6-10 | 11650 | 25690 |
| VFHM480 | 7000 | 15450 | 4800 | 189.0 | 2850 | 112.2 | 6200 | 244.1 | 1495 | 58.9 | 6-10 | 11720 | 25840 |
| VFHM500 | 7000 | 15450 | 5000 | 196.9 | 2950 | 116.1 | 6400 | 252.0 | 1595 | 62.8 | 6-10 | 11790 | 25990 |
| VFHM600 | 6000 | 13250 | 6000 | 236.2 | 3375 | 132.9 | 7400 | 291.3 | 2020 | 79.5 | 3-6 | 12150 | 26790 |
| VFHM700 | 4500 | 9900 | 7000 | 275.6 | 3750 | 147.6 | 8400 | 330.7 | 2395 | 94.3 | 3-6 | 12360 | 27250 |
| VFHM800 | 2500 | 5500 | 8000 | 315.0 | 4175 | 164.4 | 9400 | 370.1 | 2820 | 111.0 | 3-6 | 13110 | 28900 |

NOTE: (1)For height without backrest: -205mm(-8.1in)
(2)For free lift without backrest: + 205mm(+ 8.1in)
(3)Weight for without backrest: -60kg(-130lbs)

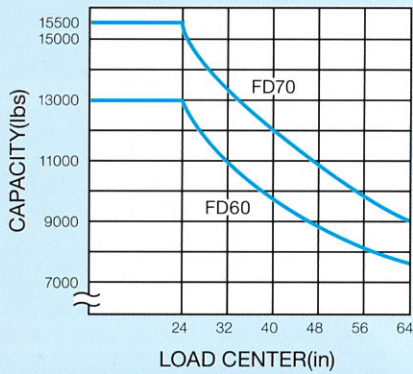
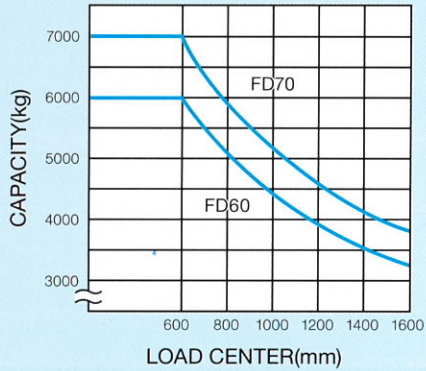
Wide View Mast VM

| Mast Model | Rated Capacity/ 600mm(24 in) Load Center | | Max. Fork Height | | Overall Mast Height | | | | Tilting Angle Fwd-Bkd | (3)Service Weight | |
|------------|---|-------|---------------------|-------|---------------------|-------|-------------------------|-------|-----------------------------|-------------------|-------|
| | FD100Z8 | | | | Lowered | | Raised with Backrest | | | FD100Z8 | |
| | kg | lbs | mm | in | mm | in | mm | in | deg | kg | lbs |
| VM300 | 10000 | 22000 | 3000 | 118.0 | 2850 | 112.2 | 4330 | 170.5 | 6-12 | 12300 | 27060 |
| VM330 | 10000 | 22000 | 3300 | 129.9 | 3000 | 118.0 | 4630 | 182.3 | 6-12 | 12365 | 27200 |
| VM350 | 10000 | 22000 | 3500 | 137.8 | 3100 | 122.0 | 4830 | 190.2 | 6-12 | 12410 | 27300 |
| VM400 | 10000 | 22000 | 4000 | 157.5 | 3400 | 133.9 | 5330 | 209.8 | 6-12 | 12660 | 27850 |
| VM450 | 10000 | 22000 | 4500 | 177.2 | 3650 | 143.7 | 5830 | 229.5 | 6-12 | 12770 | 28090 |
| VM500 | 10000 | 22000 | 5000 | 196.9 | 3900 | 153.5 | 6330 | 249.2 | 6-6 | 12870 | 28310 |
| VM550 | 9000 | 19800 | 5500 | 216.5 | 4200 | 165.4 | 6830 | 268.9 | 3-6 | 13120 | 28860 |
| VM600 | 8000 | 17600 | 6000 | 236.2 | 4450 | 175.2 | 7330 | 288.6 | 3-6 | 13230 | 29110 |

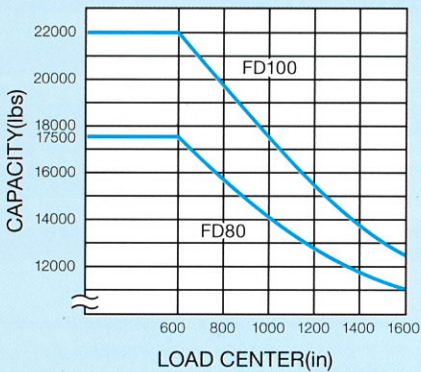
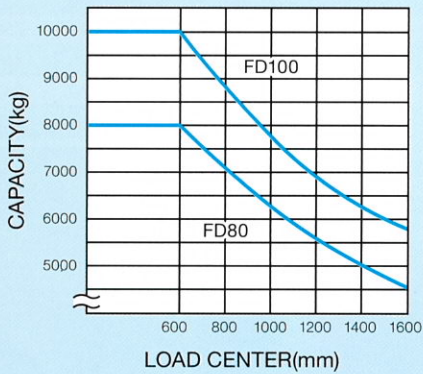
NOTE: Lifting speed with VFM/VFHM mast: [FD80]400mm/s(79fpm) with load,
420mm/s(83fpm) without load.
Lowering speed with VFM/VFHM mast: [FD80]350mm/s(69fpm) with load,
290mm/s(57fpm) without load.

LOAD CHART

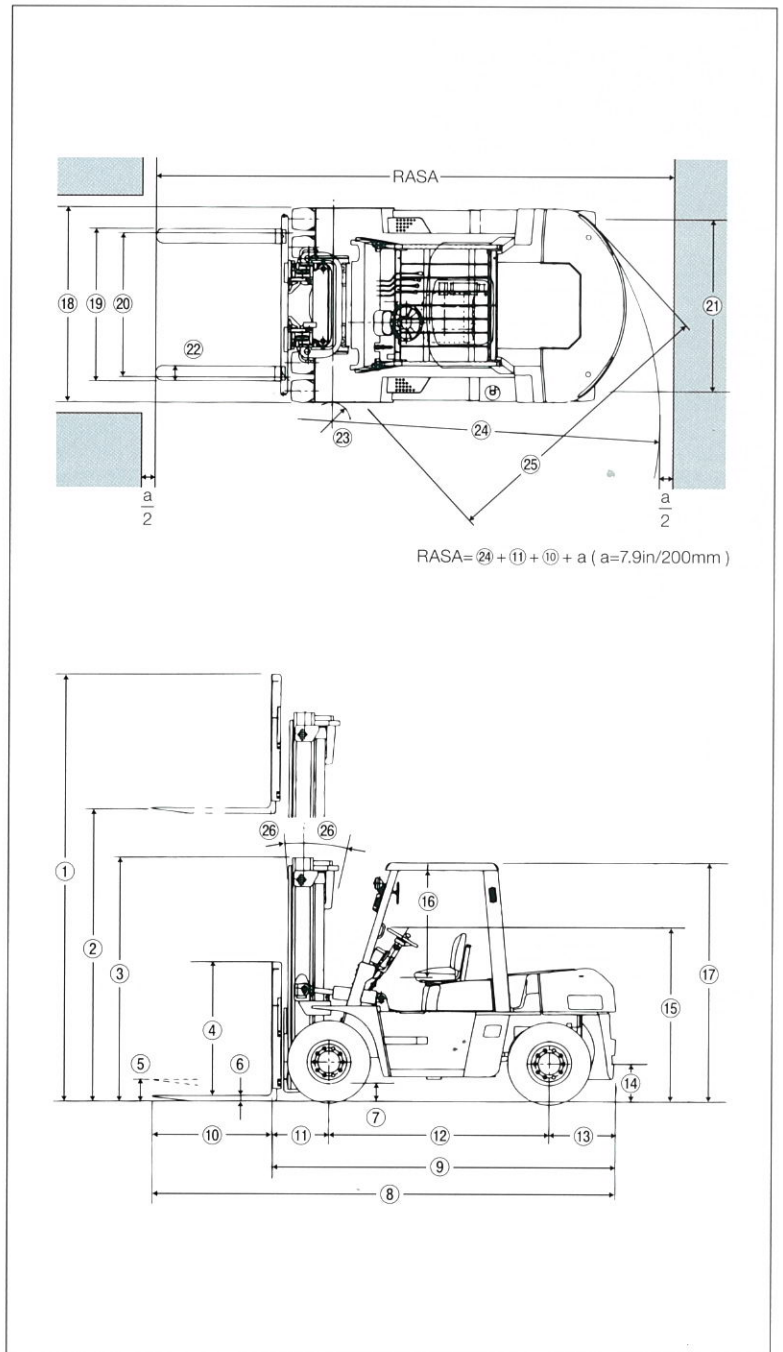
FD60Z8 • FD70Z8



FD80Z8 • FD100Z8



STANDARD DIMENSIONS



| GROUND CLEARANCE | FD60Z8 | FD70Z8 | FD80Z8 | FD100Z8 |
|-----------------------|--------|----------|-----------|-----------|
| Mast | | 195(7.7) | 245(9.6) | |
| Frame | | 230(9.1) | 335(13.2) | |
| Front axle | | 190(7.5) | 265(10.4) | |
| Rear axle | | 245(9.7) | 325(12.8) | 315(12.4) |
| Counter weight | | 225(8.9) | 310(12.2) | |

mm(in)

| Model | FD60Z8 | | FD70Z8 | | FD80Z8 | | FD100Z8 | |
|--|------------|-------------|------------|-------------|------------|-------------|------------|-------------|
| | mm | in | mm | in | mm | in | mm | in |
| ① Overall height,Fork Raised(with backrest) | 4420 | 174.0 | 4420 | 174.0 | 4420 | 174.0 | 4330 | 170.5 |
| ② Maximum Fork Height | 3000 | 118.0 | 3000 | 118.0 | 3000 | 118.0 | 3000 | 118.0 |
| ③ Mast height,Fork lowered(upright) | 2500 | 98.4 | 2500 | 98.4 | 2700 | 106.3 | 2850 | 112.2 |
| ④ Backrest height | 1370 | 53.9 | 1365 | 53.7 | 1360 | 53.5 | - | - |
| ⑤ Free lift | 205 | 8.1 | 215 | 8.5 | 205 | 8.1 | 205 | 8.1 |
| ⑥ Fork thickness | 60 | 2.4 | 70 | 2.8 | 75 | 3.0 | 75 | 3.0 |
| ⑦ Ground clearance(front axle) | 190 | 7.5 | 190 | 7.5 | 265 | 10.4 | 265 | 10.4 |
| ⑧ Overall length(with forks) | 4760 | 187.4 | 4835 | 190.4 | 5180 | 203.9 | 5470 | 215.4 |
| ⑨ Length to fork face | 3535 | 139.2 | 3600 | 141.7 | 3940 | 155.1 | 4255 | 167.5 |
| ⑩ Fork length | 1220 | 48.0 | 1220 | 48.0 | 1220 | 48.0 | 1220 | 48.0 |
| ⑪ Load distance (centerline of front axle to front face of forks) | 615 | 24.2 | 625 | 24.6 | 720 | 28.3 | 710 | 28.0 |
| ⑫ Wheelbase | 2250 | 88.6 | 2250 | 88.6 | 2500 | 98.4 | 2800 | 110.2 |
| ⑬ Rear overhang | 675 | 26.6 | 740 | 29.1 | 740 | 29.1 | 740 | 29.1 |
| ⑭ Drawbar Pin Center Height | 430 | 16.9 | 430 | 16.9 | 515 | 20.3 | 515 | 20.3 |
| ⑮ Machine height (without overhead guard and mast) | 1780 | 70.1 | 1780 | 70.1 | 1890 | 74.4 | 1890 | 74.4 |
| ⑯ Overhead guard clearance (from face of seat)★★ | 1100 | 43.3 | 1100 | 43.3 | 1100 | 43.3 | 1100 | 43.3 |
| ⑰ Overall height(overhead guard)★★★ | 2450 | 96.5 | 2450 | 96.5 | 2560 | 100.8 | 2560 | 100.8 |
| ⑱ Overall width | 1995 | 78.5 | 1995 | 78.5 | 2165 | 85.2 | 2245 | 88.4 |
| ⑲ Fork Spread(outside) | 300 ~ 1835 | 11.8 ~ 72.2 | 300 ~ 1835 | 11.8 ~ 72.2 | 340 ~ 2000 | 13.4 ~ 78.7 | 405 ~ 2145 | 15.9 ~ 84.4 |
| ⑳ Tread(front) | 1470 | 57.9 | 1470 | 57.9 | 1600 | 63.0 | 1600 | 63.0 |
| ㉑ Tread(rear) | 1700 | 66.9 | 1700 | 66.9 | 1700 | 66.9 | 1700 | 66.9 |
| ㉒ Fork width | 150 | 5.9 | 150 | 5.9 | 170 | 6.7 | 180 | 7.1 |
| ㉓ Inside turning radius | 200 | 7.9 | 200 | 7.9 | 200 | 7.9 | 200 | 7.9 |
| ㉔ Outside turning radius | 3300 | 130.0 | 3360 | 132.3 | 3650 | 143.7 | 3900 | 153.5 |
| ㉕ Min.intersecting aisle | 2980 | 117.3 | 3020 | 118.9 | 3290 | 129.5 | 3540 | 139.4 |
| ㉖ Tilt range(forward-backward) | 6° - 12° | | 6° - 12° | | 6° - 12° | | 6° - 12° | |

★★ In European Export Unit + 50mm(2.0in)
 ★★★ In European Export Unit + 15mm(0.5in)

STANDARD EQUIPMENTS

- Automatic shifting T/M
- Back-up buzzer
- Back-up light
- Charging light
- Column shift direction change
- Converter oil cooler
- Cyclopak air cleaner with dust indicator
- Documents clip
- Drawbar-pin
- Engine oil pressure warning light
- Fuel gauge
- Full wide carriage
- Glow plug indicator
- Head & turn signal lights
- Horn
- Hour meter
- Key switch engine stop
- Load backrest
- Load check valve
- Long life tires
- Neutral safety switch
- Overhead Guard
- Power brake
- Power steering
- Radiator reserve tank
- Rear view mirrors
- Retaining Rollers
- Starter switch
- Suspension seat
- Tilt adjustable handle
- Tool set
- Water temperature gauge
- Wide View Mast

OPTIONAL EQUIPMENTS & ACCESSORIES

- Catalytic muffler
- Central greasing
- Cold weather spec.
- Fire extinguisher
- Heater
- Overhead exhaust
- Plate fin radiator
- Port relief valves
- Rear working light
- Right hand direction change
- Solid tires
- Spark arrest muffler
- Speedometer
- Steel Cabin
- Steel net on head guard
- Strober light
- Tilt cylinder boots
- Water separator

And others on request.

ATTACHMENTS

- Fork extension sleeves
- Fork positioner
- Hinged Forks
- Load grab
- Long forks
- Ram
- Side shift

etc.

NOTES

- Meets following major standards and code:
 ISO22915-2 Counter Balanced Lift Trucks, Stability & Safety Test(Int'l)
 JIS D6001 Industrial Lift Trucks (Japan)
 ISO D6011 Stability & Safety Test (Japan)
- Overhead guard meets ISO 6055, JIS D6021



- UniCarriers Corporation retains the right to change these products and specifications without incurring any obligation relating to such changes.
- These products and specifications are subject to change without notice.
- Photos and illustrations may or may not include optional equipment and accessories.
- Features and specifications may vary depending on markets.
- Performance data and dimensions are nominal and subject to tolerances.
- Produced in ISO certified factory.