

TCM

Innovative Machine
INOMA



Engine-Powered Forklift Trucks
1.5-3.5 ton
(Counter-Balanced Type)

Innovative Machine

INOMA



TCM yellow color available as an option.



[1.5 ton]

FG15C13 FD15C13 FHD15C3Z
 FG15T13 FD15T13 FHD15T3Z
 FHG15C3
 FHG15T3

[1.8 ton]

FG18C13 FD18C13 FHD18C3Z
 FG18T13 FD18T13 FHD18T3Z
 FHG18C3
 FHG18T3



[2.0 ton]

FG20C3 FD20T3 FHD20C3A
 FG20T3 FD20C3Z FHD20T3A
 FHG20C3 FD20T3Z
 FHG20T3

[2.5 ton]

FG25C3 FD25T3 FHD25C3A
 FG25T3 FD25C3Z FHD25T3A
 FHG25C3 FD25T3Z
 FHG25T3

Second to None, Revolutionary Forklift Trucks—Freshly Debuted

Succeeding TCM traditional product concepts of superb performance and quality, we hereby announce a new type of forklift truck, offering incomparable ruggedness and operator-friendly features. It's the newly debuted *inOMA*.

We have fully upgraded and redesigned *inOMA* for easier access, greater comfort, improved maneuverability, assured safety, and longer durability. Thanks to TCM outstanding technological expertise and strengths, the *inOMA* forklift truck achieves optimum performance for its class while providing outstanding comfort and safety.



[3.0 ton]

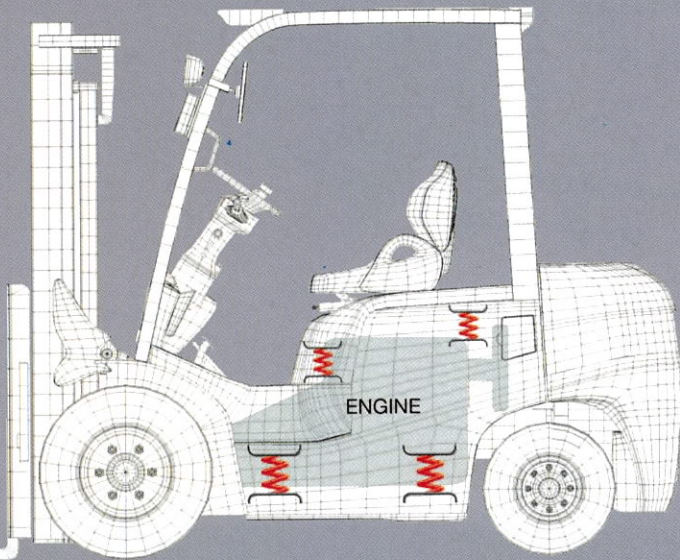
FG30C3 FD30T3 FHD30C3A
 FG30T3 FD30C3Z FHD30T3A
 FHG30C3 FD30T3Z
 FHG30T3



[3.5 ton]


FG35T3S FD35T3S

ENHANCED OPERATOR COMFORT



Substantially reduced vibration by adopting dual-floating systems for both the engine and hood

Minimizes the transfer of vibration to the operator, with four-point rubber cushion absorbers between the seat and engine and its transmission. Moreover, use of the same four-point suspension adopted in the hood, realizing a dual effect in reducing vehicle vibrations.



More convenient parking lever

The lever is positioned to the right of the steering wheel for easier entry and exit. A double-action brake release on the lever further improves safety.





Expansive floor space for easier foot maneuvering

An amazing 45% increase in floor space by placing tilt cylinders under the floor. This gives a smooth footwell in addition to easy entry and exit.



Easier entry and exit from an extra-wide step— 55% wider

The secure step with enlarged foot space enables greater comfort and less fatigue while entering and exiting the vehicle.



Multifunctional suspension seat

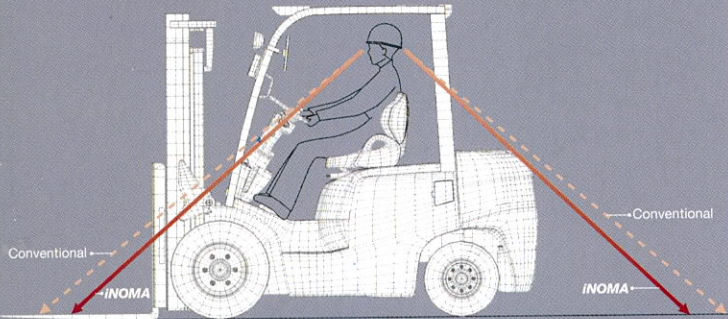
(available for 1.5/1.8ton high power & 2-3.5ton models)
Features include reinforced driver support, reduced vibration, operator weight balance adjusting, forward and backward reclining, a rear utility pocket, and seat belt.



Resin screen

The resin screen on the overhead guard enables comfortable outdoor operation in wet weather.

SUPERIOR MANEUVERABILITY



EXCELLENT OPERATOR VISIBILITY

Wider forward visibility

Clearer visibility of the fork tips—50% improvement over other current models. This achievement was made possible by lowering the dashboard by **70mm** and the tie bar by **190mm**. A remarkable improvement of the forward view along with quicker recognition of the fork position. An operator-friendly design with assured safety, high efficiency, and relaxing feel.

Amazing backward visibility

Reshaped counter weight for better rearview sight. The round shape of the rear top end of the counterweight substantially improves visibility for increased safety during backward movement.



Reduced fatigue due to a semi-circular steering wheel

A smaller diameter (300mm outer diameter) steering wheel gives improved vehicle maneuverability. In addition, this compact steering wheel makes it much easier to get on and off the truck.




AND ASSURED SAFETY



Meter panel optimally located to the right of the driver's seat

The meter panel is located on the top right side of the dashboard for easier readability by the operator.



Innovative fork-landing mechanism

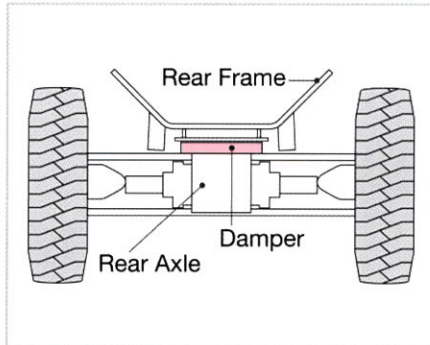
(available for wide view two-stage mast)

The fork-lowering speed decelerates at a height of approximately 150mm above the ground enabling accurate placement of the forks into the load fork pockets or pallet.



Multi-cone synchronizer shift levers

The newly adopted levers enable smooth shifting from both forward and reverse (available for manual transmission models).



Anti-roll mechanism for assured safety during turning

(available for 2-3.5ton models)

Warning: This system does not guarantee accident avoidance or prevention of vehicle overturning.



Neutral safety mechanism

This feature enhances safety of operation. The engine cannot be started unless the change lever is in the neutral position.



High-mounted rear combination lights

The brake lights are easily visible at the top of the overhead guard. Recessed for protection, they are vibration resistant for long bulb life.



Anti-slip mat on the hood

A rubber strip is attached to the hood to prevent slippage while stepping on and off.

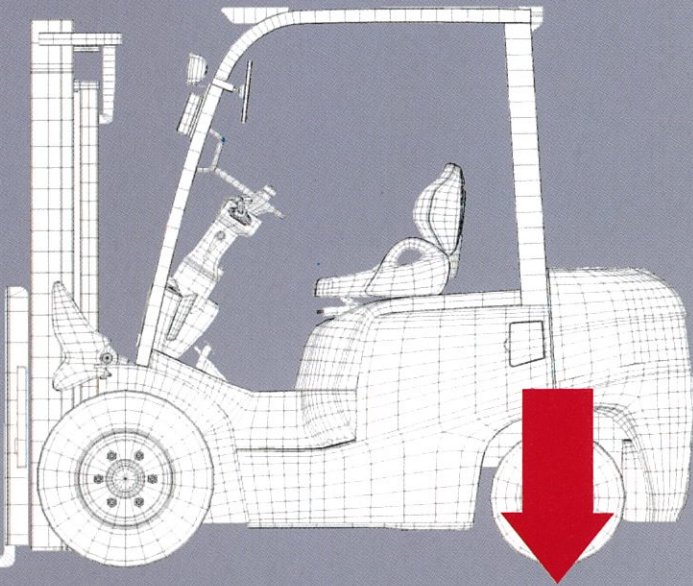


Meter panel with LED indicators

The LED has a longer life and is easy to read even during daylight shift operation.

R

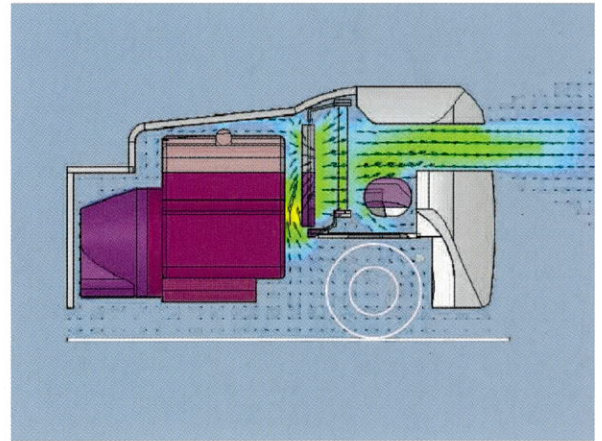
UGGEDNESS AND INCREASED



5% improved front and rear stability ratio

(available for 2-3.5ton models)

Stable and more consistent cargo handling as well as travel due to an improved stability ratio.

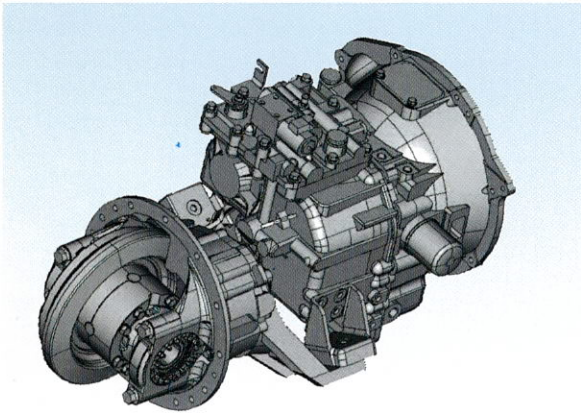


Cooler running through improved airflow

Optimal positioning of the fan, radiator and muffler has reduced the operating coolant temperature. (gasoline models) The operating temperature of the hydraulic oil has been reduced, also by 10°C by upgrading the mechanical components and circuitry.



DURABILITY




TCM transmissions

The transmissions for quiet operation and maximum durability, insuring the highest quality.



Single-piece headguard

The front and rear pillars as well as roof are all welded together in a single-piece construction to give additional strength to the entire structure.

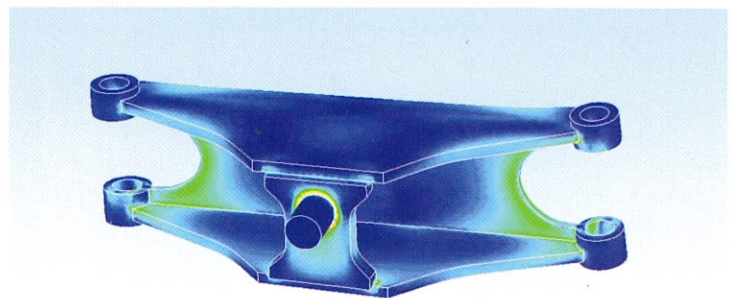


Sturdier mast

Minimized distortion of the mast by redesigned positioning the mast supports and tilt cylinders. TCM traditional robust mast was further upgraded by adopting sturdier tie bars, while maintaining a wide range of viewing angles.

Improved durability with lubricant filled lift cylinder



Oil filled lift cylinders give improved durability. (available for 2-3.5ton models)



TCM steering axles

Also a new TCM design, the steer axle has been strengthened and improved for durability in demanding applications.

EASY MAINTENANCE AND ENVIRONMENT FRIENDLINESS



Detachable side covers for convenient inspection and simple maintenance

Inspection and maintenance can more easily be performed due to one-touch detachable side covers and a wide-opening hood.


Integral layout of electrical parts and other system devices

Maintenance inspections can be performed more easily, as electrical parts such as the fuse box, relay, and battery are neatly integrated into a conveniently compact area.



Clean engines clearing the level of emission regulations in the U.S., Europe and Japan

Emission control and engine management system deliver excellent power and reliability meeting the emission levels required in the U.S. EPA Tier 3, EU Stage III B and Japan Stage II regulations.



One-piece floorboard

Gives more convenient inspection and easier maintenance, as the one-piece floorboard unit is easily detachable without using any tools.



Portable glove box


Detachable and portable.



Cup holder

Convenient for keeping cups, pens, and other small items.


OPTIONAL EQUIPMENT



Three-stage mast with four-cylinder mechanism

(available for 2-3ton models)

The cylinders are symmetrically located to the left and right for improved forward visibility.



Integral side shifter

The integral side shifter has been improved to deliver maximum load capacity, maximum fork visibility, and smooth, dependable operation.



Interlock system

This system performs only when the operator is seated at proper seat position.

Lift lock

When the engine is off, the forks cannot be lowered, even when the operator is in the seat.



Rotating warning light



Rear working light



Overhead exhaust system



Windshield wiper



Cabin-panel type

(available for 2-3.5ton models)



Heater



LPG exclusive/Dual fuel
(LPG/gasoline) package




Pre-cleaner engine air intake
(gasoline)



Steel cabin-enclosed type with air-cooler
(available for 2-3.5ton models)



Head light guard



Air Boss tire

*As far as the detailed optional information is concerned, please refer to the specification sheets. For various types of attachments, please also refer to the "attachment catalogue" which is separately prepared from this sales catalogue.

INOMA

- UniCarriers Corporation retains the right to change these products and specifications without incurring any obligation relating to such changes.
- These products and specifications are subject to change without notice.
- Photos and illustrations may slightly differ from the actual trucks.
- Photos and illustrations may or may not include optional equipment and accessories.
- Features and specifications may vary depending on markets.
- Performance data and dimensions are nominal and subject to tolerances.
- Produced in ISO certified factory.