

PROCESS CONTROLLER

PTC 382A-M1



TECH SPECS

Model	PTC 382A-M1	
Dimension (HxWxD) mm	48 x 96 x 75	
Input		Thermocouple:- J / K (Configurable)
		RTD :- PT-100 2 or 3Wire (Configurable)
	Analog	0-10V DC, 0-20mA DC, 4-20mA DC (Configurable)
Range		Thermocouple:- J: 0 - 600°C, K: 0 to 1200°C
		RTD :- PT-100: -99 to 400°C/ PT.1: -99.9 to 400.0°C
	Analog	-1999 to 9999
Output	Output 1	1 Relay 1 C/O, 5A@230V AC For Resistive Load or SSR 12V DC (1 Set point)
	Output 2	1 Relay 1 C/O, 5A@230V AC For Resistive Load or SSR 12V DC (2 Set point)
	Output 3	4 to 20mA DC Controlling & Retransmission
	Output 4	RS-485 RTU MODBUS Communication Protocol
	Output 5	24V DC Transmission supply(25 mA)
Control Action	PID / ON-OFF (Configurable)	
Power Supply	100-270V AC, 50/60 HZ, Approx 7VA	

Certification

PTC 382A-M1 Process Controller

APPLICATIONS

Pharmaceutical Industries

Extrusion Machinery

Furnace & Boilers

Ovens & Incubators

Process Industry

Technical Specifications

Input	
Input Type	Thermocouple : J, K RTD : PT-100, PT.1 Analog : 0-10V DC 4-20mA DC 0-20mA DC
Display Range	Refer (Table 1)
Accuracy	± 1% of FSD
ADC Resolution	10 Bits
Display Resolution	Thermocouple :- 1° C RTD :- For PT: 1° C For PT.1: 0.1° C
Sample Time	600 msec
Sample Rate For Analog I/P	0.1 Sec To 10 Sec (Configurable)
CJC Error	± 2° C
Sensor Open	Thermocouple:- J, K, RTD:- PT, Analog:- 4 to 20mA
Sensor Burnout Current	1.10uA
RTD Excitation Current	0.2mA
CMRR	>120 dB (Typical)
Input Impedance	>1MΩ
Max Voltage	20V DC
Response Time	675mS

Output	
Control Output	
Control Type	ON-OFF, Auto tune PID
Proportional Band	0000 to 999.9
Integral Time	0000 to 9999
Derivative Time	0000 to 9999
Cycle Time For SSR and Relay	4 sec to 99 sec
Relay Control Output	
Relay	1R NO, C, NC 2R NO, C
Rating	Relay 1: 5A @230V AC/ 28V DC Resistive Load Relay 2: 5A @230V AC / 28V DC Resistive Load
SSR Control Output	
Rating	12V DC @25mA
Analog Output	
Current	4-20mA@500Ω max
Voltage	0-10V @500Ω min

Table 1 (Input Range)	
J	0 to 600°C
K	0 to 1200°C
PT-100	-99 to 400°C
PT.1	-99.0 to 400.0°C
0-10V DC	-1999 to 9999
4-20mA DC	-1999 to 9999
0-20mA DC	-1999 to 9999

Communication	
Type	RS 485
Protocol	MODBUS RTU
Baud Rate	4800, 9600, 19200,38400
Isolation	2500 V _{RMS} Isolation as per UL 1577

Display	
Display	4 digit, 7 seg 0.8" RED
LED Status	Relay Indication LED

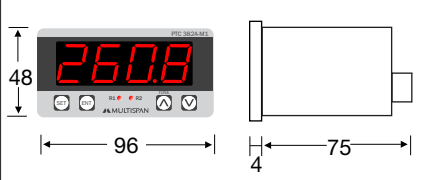
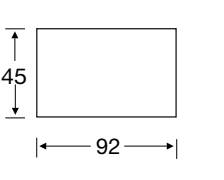
Power Supply	
Standard	100 - 270V AC @ 50/60 Hz
Optional	24V DC
Consumption	7VA

Keys	
4 controlling keys for configuration and operation SET, ENT, UP, DOWN	

Environmental

Operating Temperature	0 to 55°C
Storage Temperature	0 to 70°C
Humidity	95% RH Non-condensing
Protection	IP 65 (Front Side)

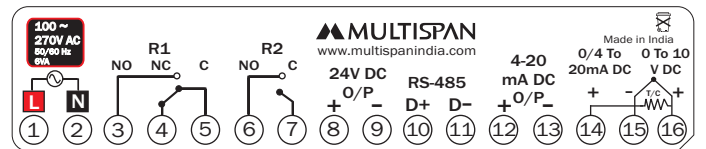
Mechanical Installation

Outline Dimension (mm)	Panel Cutout Dimension (mm)
	

Physical

	PTC 382A-M1
Mount	Panel
Enclosure	Molded ABS
Weight (gm)	170
Color	Black
Front Bezel (mm)	48 x 96
Panel cutout (mm)	45 x 92
Depth behind panel (mm)	75
Accessories	1 pair of Mounting clamp
Terminal Cable Size	Barrier Type terminal Cable Size (2.5 mm ²)

Terminal Connection



Multispan reserves the right to change specifications without prior notice. Printing and typographical errors reserved.
Product improvement and upgrade is a constant procedure. So for more updated operating information & support contact us.

Multispan Control Instruments Pvt. Ltd.

72/B, Phase 1, GIDC Estate, Vatva, Ahmedabad-382445, Gujarat, India.

+91-7575805463/7623001206

support@multispanindia.com

Follow us



www.multispanindia.com