

Technical Specification

Micro Controller Based Single Display

Description	DTT- 1000	DTT-2000	DTT-3000	DTT-5000	DTT-56G
Dimension	96 X 96 X 50 mm	72 X 72 X 60 mm	48 X 96 X 55 mm	36 X 72 X 95 mm	38 X 62 X 75 mm
Panel Cutout	92 X 92 mm	68 X 68 mm	44 X 92 mm	32 X 68 mm	31 X 54 mm
Display	Upper: 6 digit, 0.56", 7 segment, Red LED	Upper: 6 digit, 0.4", 7 segment, Red LED	Upper: 6 digit, 0.56", 7 segment, Red LED	Upper: 6 digit, 0.4", 7 segment, Red LED	Upper: 6 digit, 0.3", 7 segment, Red LED
Supply	230V AC, 50 Hz				
Input	230V AC enable pulse				
Reset	RESET ON FRONT BY KEY				

Working

- 1) For range selection, press reset key then power on, display will show by default range.
- 2) After that press RESET key and change the range and set any range unit.
- 3) Turn off instrument to set the select range.
- 4) When you give 230V AC pulse then timing will start.
- 5) To RESET the press RESET key.
- 6) In case off power fail display time will be saved in memory and when power is available then display will continue from last stored value.

Range

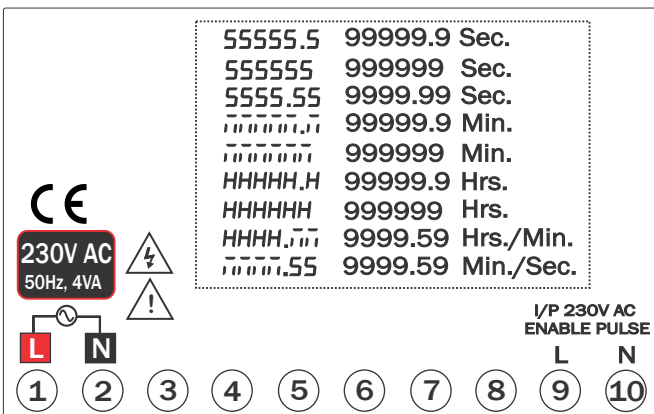
Display

- 1) HHHH.ḡḡ
- 2) ḡḡḡḡ.55
- 3) 55555.5
- 4) 555555
- 5) 5555.55
- 6) ḡḡḡḡḡḡ.ḡḡ
- 7) ḡḡḡḡḡḡ
- 8) HHHHH.H
- 9) HHHHHH

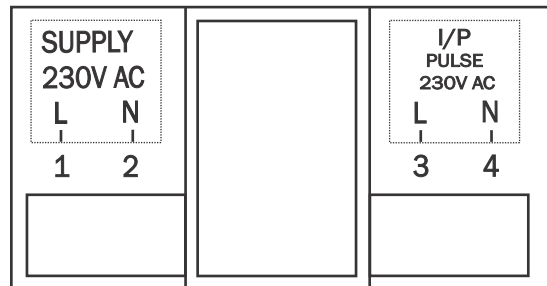
Discription

- | | |
|---------|-----------|
| 9999.59 | Hrs./Min. |
| 9999.59 | Min./Sec |
| 99999.9 | Sec. |
| 999999 | Sec. |
| 9999.99 | Sec. |
| 99999.9 | Min. |
| 999999 | Min. |
| 99999.9 | Hrs. |
| 999999 | Hrs. |

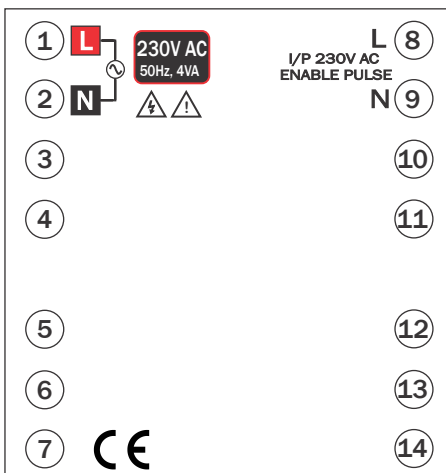
Terminal Connection Diagram:



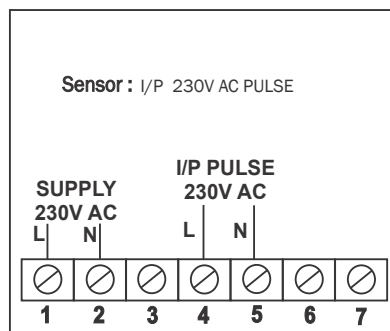
DTT-1000




DTT-3000



DTT-2000



DTT-5000



DTT-56G

Product improvement and upgrade is a constant procedure. So for more updated operating information and support, please contact our Helpline : +91-9978991474/82 or Email at marketing@multispanindia.com