

UNIVERSAL TIMER UTR- 1244,2244,4244



TECH SPECS

Model	UTR-1244	UTR-2244	UTR-4244
Dimension (HxWxD) mm	96 x 96 x 52	72 x 72 x 85	48 x 48 x 70
Panel Cutout (mm)	92 x 92	68 x 68	45 x 45
Input Start Pulse	NPN/PNP Proximity, Micro Switch Limit Switch		
Time Range	Sec	9,999/ 999.9/ 9999	
	Min	99.59/ 999.9/ 9999	
	Hour	99.59/ 999.9/ 9999	
Output	2 Relay 1 C/O, 5A, 230V AC For Resistive Load, or SSR 12V DC Optional		
Operating Mode	Forward - Reverse Timer Cyclic Timer Sequential Timer Combination Timer		
Power Supply	100-270V AC, 50/60 Hz, Approx 4VA		
Certification	CE		

APPLICATIONS

Packaging Machinery

Extrusion Machinery

Furnace & Boilers

Ovens & Incubators

Food Industry

Technical Specifications

Input							
Start Pulse	<ul style="list-style-type: none"> ▶ NPN/PNP Proximity ▶ Micro Switch ▶ Limit Switch 						
TimeRange	<table border="0"> <tr> <td style="text-align: right;">Sec</td> <td>9.999/ 999.9/ 9999</td> </tr> <tr> <td style="text-align: right;">Min</td> <td>99.59/ 999.9/ 9999</td> </tr> <tr> <td style="text-align: right;">Hour</td> <td>99.59/ 999.9/ 9999</td> </tr> </table>	Sec	9.999/ 999.9/ 9999	Min	99.59/ 999.9/ 9999	Hour	99.59/ 999.9/ 9999
Sec	9.999/ 999.9/ 9999						
Min	99.59/ 999.9/ 9999						
Hour	99.59/ 999.9/ 9999						
Accuracy	± 1% of FSD						

Output	
Relay Control Output	
Relay	2Relay, 1C/O (NO-C-NC)
Rating	5A @230V AC / 28V DC Resistive Load
SSR Control Output (Optional)	
Rating	12V DC @30mA

Operating Mode	
Operating Mode	Forward Reverse Timer Cyclic Timer Sequential Timer Combination Timer
Counting Direction	UP/ Down
Reset Option	Front Panel Reset Terminal Reset

Display		
Process Value	UTR-1244 , 2244	UTR-4244
	UPPER:- 4 Digit 7 seg 0.70",RED LED Display	UPPER:- 4 Digit 7 seg 0.56",WHITE / RED LED Display
Set Value	LOWER:- 4 Digit 7 seg 0.50",GREEN LED Display	LOWER:- 4 Digit 7 seg 0.33",GREEN LED Display
	LED Indication	Relay

Power Supply	
Standard	100 - 270V AC @ 50/60 Hz
Optional	24V DC
Consumption	4VA

Physical			
	UTR-1244	UTR-2244	UTR-4244
Mount	Panel		
Enclosure	ABS		
Weight	210gm	240gm	150gm
Color	Black		
Front Bezel (mm)	96 x 96	72 x 72	48 x 48
Panel cutout (mm)	92 x 92	68 x 68	45 x 45
Depth behind panel	52 mm	85 mm	70 mm
Accessories	1 pair of Mounting clamp		
Terminal Cable Size	Barrier Type terminal Cable Size (2.5 mm ²)		

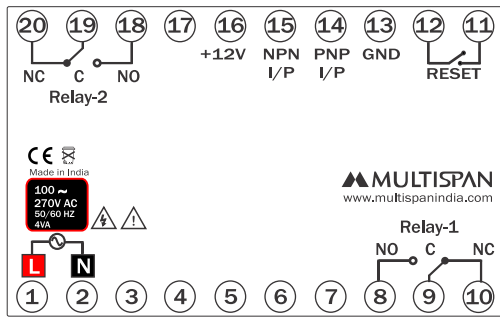
Keys
4 keys for configuration and operation like SET/ENT, SHIFT, UP, RESET

Environmental	
Operating Temperature	0 to 55 °C
Storage Temperature	0 to 70 °C
Humidity	95% RH Non-condensing
Protection	IP 65 (Front Side)

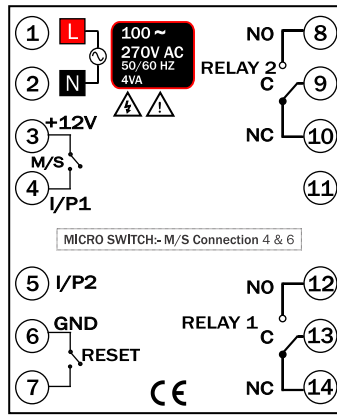
Mechanical Dimension

Model	A	B	C	D	E	F
UTR-1244	96mm	96mm	92mm	92mm	3mm	52mm
UTR-2244	72mm	72mm	68mm	68mm	3mm	85mm
UTR-4244	48mm	48mm	45mm	45mm	3mm	70mm

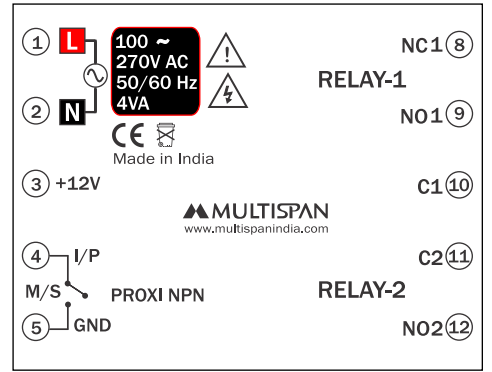
Connection Diagram



UTR-1244

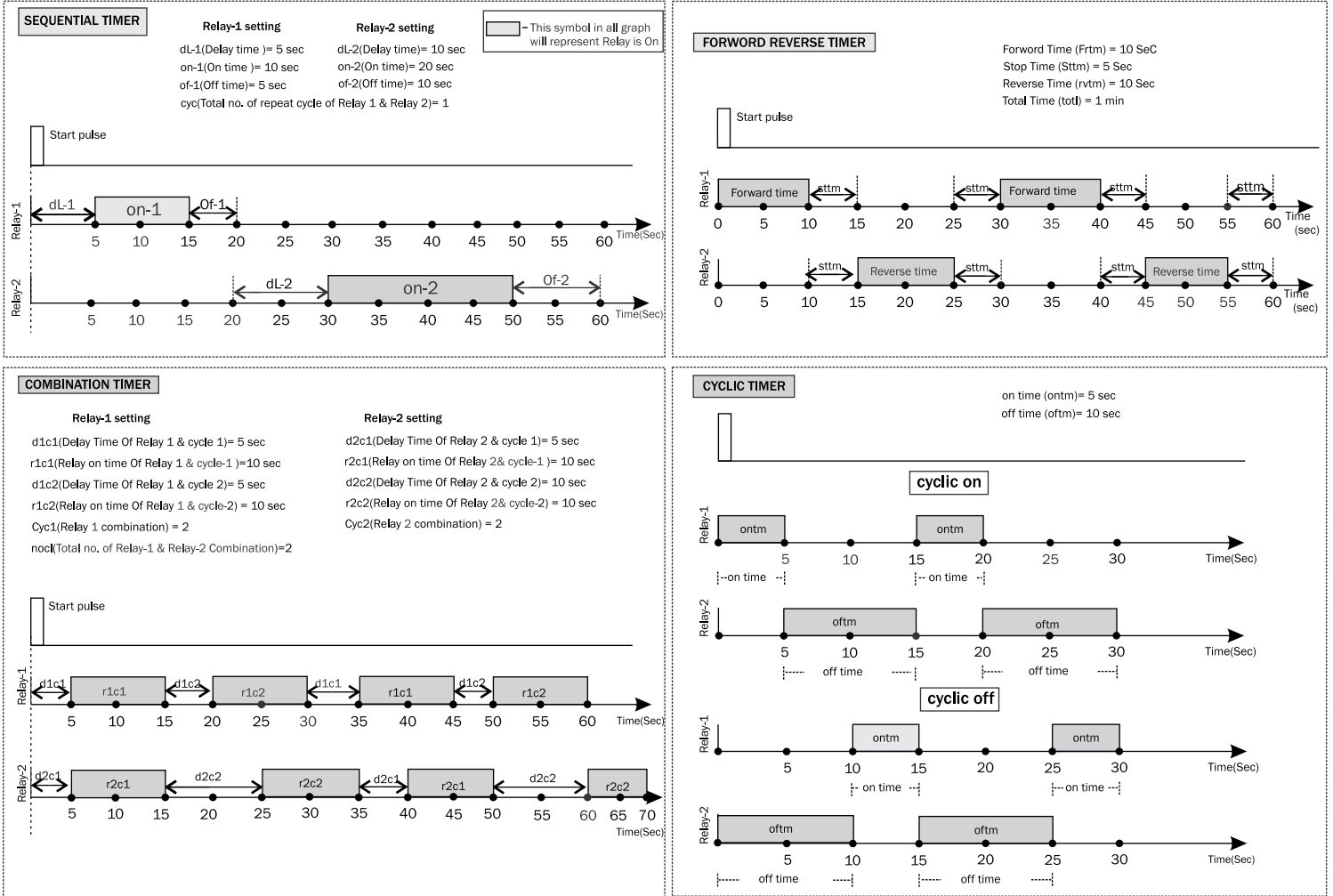


UTR-2244



UTR-4244

OPERATING MODE FUNCTION



Multispan reserves the right to change specifications without prior notice. Printing and typographical errors reserved.
 Product improvement and upgrade is a constant procedure. So for more updated operating information & support contact us.

Multispan Control Instruments Pvt. Ltd.

72/B, Phase 1, GIDC Estate, Vatva, Ahmedabad-382445, Gujarat, India.

+91-7575805463/7623001206

support@multispanindia.com

Follow us



www.multispanindia.com