

BR600T Intelligent Vehicle Barrier Gate

WWW.MAG.COM.MY



Description

MAG BR600T series modern grey concept effectively increase premium prestigious impression of guard house entrance at any high end lifestyle residential, premium commercial building or boutique factory.

BR600T design is well balanced between performance, stability and affordability. It is not the best barrier gate in the world that is too high cost to buy. It is not the super low cost barrier gate using cheap component that always break down. BR600T design philosophy is to be “good enough” and affordable for target application.

BR600T is backed up with comprehensive local spare parts. Fast spare parts availability is important to ensure your barrier resume operation in shortest time possible in the event of break down.

Application

Suitable for indoor as well as outdoor parking area at airport, shopping mall, warehouse, hotel, factories, condominium, car rental companies, etc. It can also be customized to be used together with any auto-pay ticketing parking or access control system.

Features

- 1. Intelligent.** Advanced smart motor control system is combined with unique lever design to achieve swift arm movement that reduces bouncing at end position.
- 2. DSP Dual Spring** mechanism to achieve two times smoother arm motion. Combination of different tension force reduced vibration as the arm stop. Well balanced arm weight reduces the possibility of broken spring thus reducing down time.
- 3. DSD Dual Sensor Detection** to achieve double safety. Innovative design monitors current spike and motor rotation simultaneously to auto-reverse arm if blocked by obstacle. This is an important safety feature to prevent further damage in the event when arm hit car or pedestrian.
- 4. BlueSpeed motor** uses lowest possible rotation speed (RPM) with our force rotation ratio technology to achieve high speed opening. This reduces mechanical wear and effectively eliminates any maintenance servicing on the motor.
- 5. Improved air ventilation.** New fan design located at top instead of sideways. This allowed cool air enter from bottom and exit from top to achieve more efficient cooling this enabling BR600T series to support higher flow of traffic.

6. Improved NLSV2 design. NLS V2 is using magnet sensor instead of optical sensor. Optical sensor is subjected to interference from ambient light level. New NLS design removed all blind spot area to achieve perfect opening and closing consistently.

7. Safe. Arm will auto-reverse when hitting an obstacle during closing. Photo beam can be added to auto-reverse the arm ahead of time before hitting approaching vehicle or human. Arm will swing out during direct collision from front avoid arm frequently broken (only available in BR618T and BR630T).

Traffic light (red & green) can be added to indicate permission to pass through and further enhance safety usage. Built-in MCB to protect against any electric hazard.

8. Heavy Duty. Enhanced NLS design eliminates the use of mechanical limit switch thus reducing mechanical wear and tear. Innovative counter weight spring design avoids possibility of motor over-stressed and break due to high volume continuous open/close cycle. All these allow BR600 to work harder and work longer for you.

9. Fast speed. BR618T's 1.8 sec fast opening / closing speed allow more car to pass through faster thus effectively reducing congestion during peak hours.

10. User Friendly. In the event of power failure, arm can be easily lifted up by insert a key from outside to unlock the clutch. There is no need to open up entire casing to avoid any vandalism attempt of internal parts.

11. Easy maintenance. Epoxy powder paint will keep the unit looking clean and new for years. Damaged barrier arm can be replaced easily. AC based motor is stronger and maintenance free (no need to change carbon).

Technical Parameter

Mechanical Unit


Consist of the drive motor, speed reduction gear box and casing. Control panel is mounted into mechanical unit casing as a complete system that drives the arm movement. Casing is made with electroplated mild steel and finished with epoxy powder paint. The top cover and door on casing is cam locked (requires key) to avoid tampering with the internal system. The following is the parameter for complete system:

Motor	MAG Bluespeed AC motor
Max starting torque	Max torque : 1 second : 1.4±0.2 N.M 3 / 6 second : 2.1 ± 0.1 N.M
AC rotation speed	AC rotation speed :1 second : 900 ± 50 RPM 3/6 second : 460 ± 40 RPM
Mechanical temperature	-40° to 75 C
Electrical temperature	-10° to 75 C
Power supply input	220V ± 10% AC, 50/60Hz
Power consumption	80 watt - 1.25A @ 240V
Starter	Starter Capacitor 9+9µF 450VAC
Relative humidity	< 90 %
Arm speed	1.8, 3 , 6 second
Internal lubrication	Grease
IP rating	IP44
Cycle before failure	4 million cycle (approximately 5.5 year)

Built in spring mechanism to counter balance arm's weight allow for effortless motor drive and longer mechanical life span.

Control panel

Consist of advance intelligent microprocessor based board and transformer housed in a weather resistant plastic casing. It controls the operation of the barrier system.



Function:

- Support 3 types of speed - 1.8, 3 , and 6 second
- Support separate push button for opening , closing and stop
- Support motor encoder sensor
- Support traffic light (red - green) output AC230
- Optical slot sensor to control up and down limit

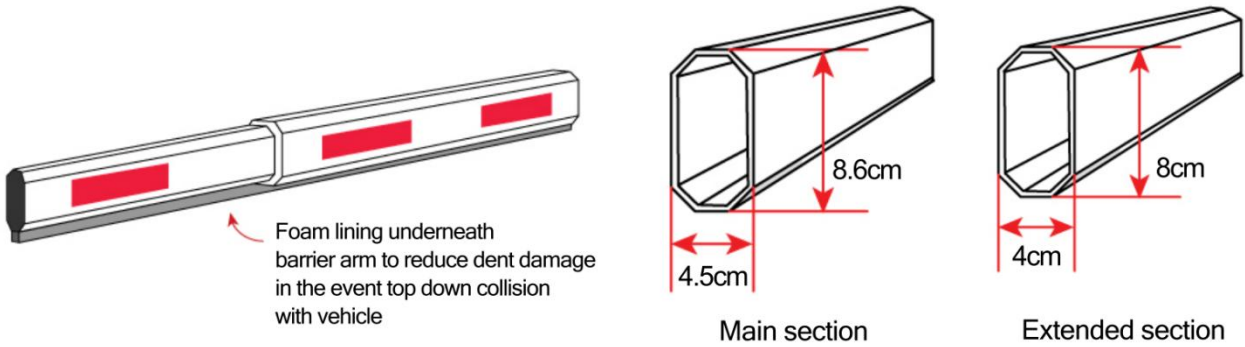
Casing is made from weather proof ABS plastic.
Casing dimension: 211mm x 95mm x 118mm

Barrier arm

There are 2 types of arm

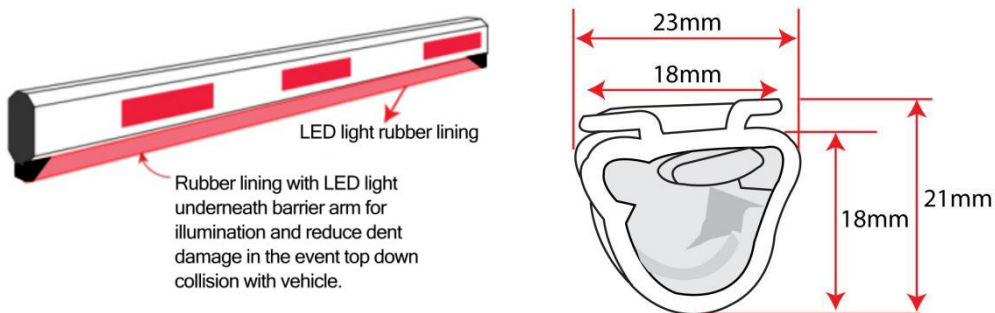
a) Telescopic arm (no LED light)

Arm is made of octagon aluminium hollow. There are 4 standard lengths available: 3m, 4m, 4.5m or 6m depend on barrier gate model. Other customized length is also available upon request. Red reflective adhesive is put onto the arm alternately for better visual during night time.

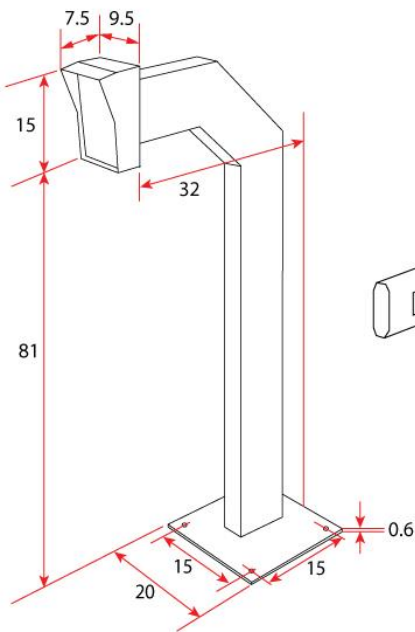


b) Straight arm (with LED light)

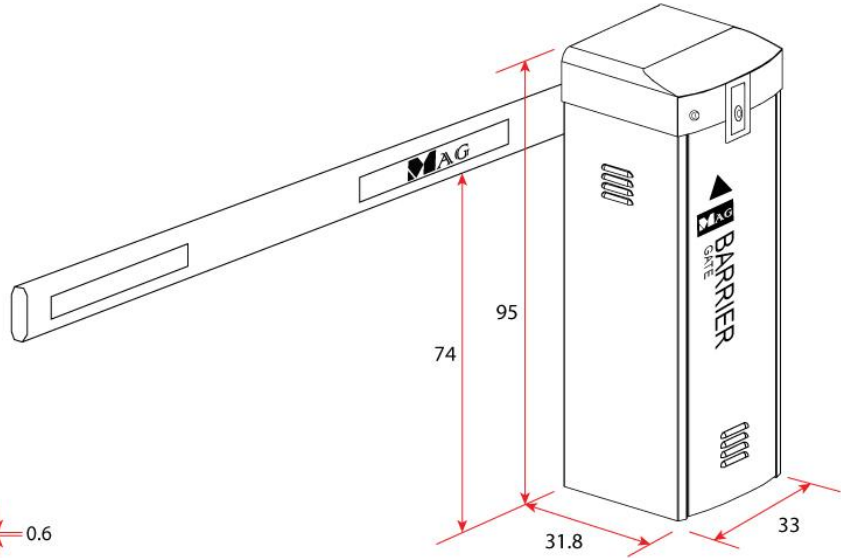
Arm is made of octagon aluminium hollow. There are 2 standard lengths available: 4m or 6m depend on barrier gate model. The rubber lining LED light can be easily installed underneath the straight barrier arm. The rubber lining LED light standard length is 3.5m and 5.5m but can be easily trim to shorter length according to customer requirement.



Dimension drawing



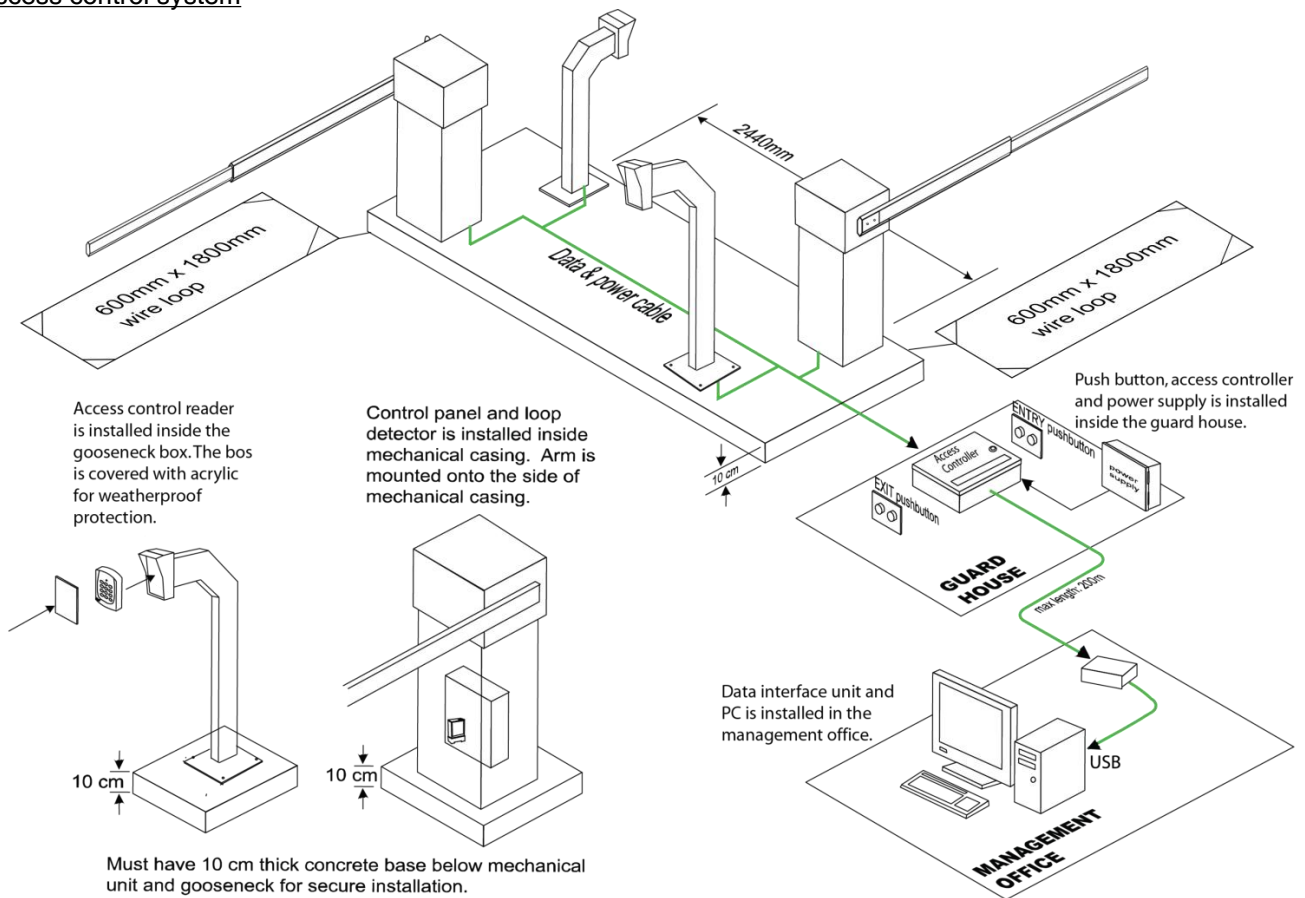
Model : GSSD
MAG Gooseneck



All unit dimension unit in CM

Typical installation

With access control system



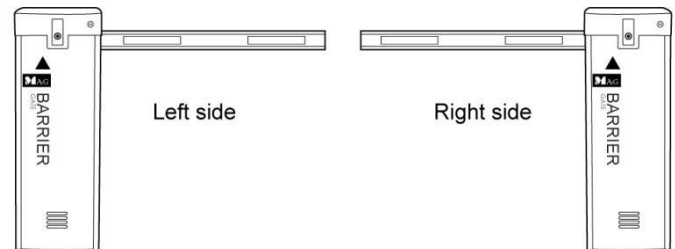
**Diagram is for illustration only and does NOT reflect actual installation. Actual installation dimension varies depending on site.

Ordering information

Ordering code:

Model No.	Open/close Speed	Max arm length	Arm swing out
BR618T	1.8 sec	4 meter	Yes
BR630T	3 sec	4.5 meter	Yes
BR660T	6 sec	6 meter	No
GSSD	MAG Gooseneck		

Left Side Arm	BR618TL, BR630TL, BR660TL
Right Side Arm	BR618TR, BR630TR, BR660TR



Packaging information

Standard colour body is grey, top cover is dark grey in colour. A complete system consists of:

- 1 pcs Standard AC 230 Motor
- 1 pcs Control panel and MCB switch
- 1 set Aluminum Arm
- 2 pcs U bracket for base mounting
- 4 pcs Raw bolt screw

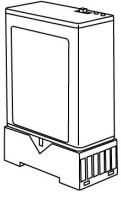
The following is the approximate weight information of major components to help estimate shipping cost.

Items	Weight
Mechanical unit and control panel	65 kg
Gooseneck	9 kg
6 meter arm	7 kg
4 meter arm	5 kg
3 meter arm	3 kg

Following is the approximately length of the telescopic arm after retracted


Full length	Retracted
4 meter arm	2.68 meter
4.5 meter arm	2.9 meter
6 meter arm	3.56 meter

Optional accessories



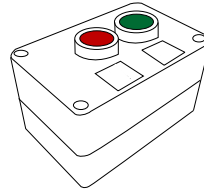
MAG BRD05

Single channel loop detector. Detect presence of vehicle. With feature of Extra Wide Inductance (EWI)




MAG BRD03

DualRay and LED Display Vehicle traffic detector. Detect presence of vehicle and pedestrian.



BR_PB2

Heavy duty push button for manual open and close.



BR_PB3

Light usage push button for manual open, stop and close.

***Product performances is based on testing in a controlled environment. Your result may vary due to several external and environment factors.**



© COPYRIGHT 2023. This documentation served as a reference only. It is subject to change without further notice. All the diagrams and information in this documentation may not be duplicated or modified in any form without the written approval from the management.